

0.00

FUND CODE	FUND NAME	CASH BALANCE 5/31/2020	RECEIPTS	DISBURSEMENTS	TRANSFER IN/(OUT)	Net Change	CASH BALANCE 6/30/2020
CASH IN BANK - NON POOLED CASH ACCOUNTS - NON-BUDGETED, BANKTEXAS ACCOUNTS							
200	Road & Bridge CD RRC Restricted	\$ 27,671.59	\$ 23.50	\$0.00	\$0.00	\$23.50	\$ 27,695.09
233	Sheriff's Forfeiture Fund (Budgeted)	3,276.41	0.00	0.00	-	0.00	3,276.41
401	Grant Fund	372,373.00	120.00	0.00	0.00	120.00	372,493.00
601	Interest & Sinking	26,716.64	13.14	0.00	0.00	13.14	26,729.78
895	Health Plan	338,847.33	217,126.38	(174,269.64)	0.00	42,856.74	381,704.07
895	Health Plan CD	828,093.21	1,502.64	0.00	0.00	1,502.64	829,595.85
895	Health Plan CDARS	266,560.69	188.48	0.00	0.00	188.48	266,749.17
898	MRP/DPC Clearing	6,205.82	5,777.96	(3,974.58)	0.00	1,803.38	8,009.20
	District Clerk Clearing	22,895.60	31,461.93	(25,468.60)	0.00	5,993.33	28,888.93
	JP1 Clearing	4,616.50	8,884.90	(4,730.50)	0.00	4,154.40	8,770.90
	JP2 Clearing	7,297.82	12,129.78	(7,283.82)	0.00	4,845.96	12,143.78
	JP3 Clearing	3,877.82	5,499.50	(6,913.82)	0.00	(1,414.32)	2,463.50
	JP4 Clearing	2,143.00	3,868.50	(2,281.00)	0.00	1,587.50	3,730.50
	Treasurer's Credit Card	0.00	130.00	(130.00)	0.00	0.00	0.00
	TOTAL BANKTEXAS - NON POOLED CASH ACCOUNTS	\$ 1,910,575.43	\$ 286,726.71	\$ (225,051.96)	\$0.00	\$ 61,674.75	\$ 1,972,250.18
TEXPOOL ACCOUNTS							
601	Interest & Sinking	38,062.79	6.78	0.00	0.00	6.78	38,069.57
895	Health Plan	1,213.01	0.30	0.00	0.00	0.30	1,213.31
	TOTAL TEXPOOL - NON POOLED CASH ACCOUNTS	\$39,275.80	\$7.08	\$0.00	\$0.00	\$ 7.08	\$ 39,282.88
	TOTAL CASH IN BANK - NON POOLED CASH ACCOUNTS	\$ 1,949,851.23	\$ 286,733.79	\$ (225,051.96)	\$0.00	\$ 61,681.83	\$ 2,011,533.06
	TOTAL CASH IN BANK - ALL TREASURER'S ACCOUNTS	\$ 33,607,732.59	\$ 1,426,179.56	\$ (2,391,104.09)	(\$0.00)	(\$64,924.53)	\$ 32,642,808.06

Miscellaneous Information
 Indebtedness as of 6/30/2020: \$0.00 Certificate of Obligation: None
 RB Line of Credit-Railroad Commission \$25,000 CD Secured - Current Balance Available \$27,695
 Bank Texas (including CDARS and ICS) \$ 31,585,742.93
 Non-Depository Investments 494,429.08
 TexPool: 562,636.05
Total \$ 32,642,808.06 0.00

Bank Texas Interest Income: Interest Rate .00%-.17% \$ 2,449.61
 Certificates of Deposit: Interest Rates Varies 20,080.96
 CDARS Interest Income 4,298.91
 TexPool Interest Income: Interest Rate .22% 100.19
Total Interest Income \$ 26,929.67 0.00

I, Becky S. Burford, County Treasurer, in and for the County of Wood, State of Texas, do hereby present the June 2020 Statement of Cash Accounts Activity, the attached Treasurer's Report of Cash Receipts and Disbursements, and the Report of Securities as true and correct statements, to the best of my knowledge, of accounts under the control of Wood County Treasurer and furthermore state that the fund balances are on deposit earning interest in accordance with the Wood County Investment Policy, earning interest in accordance with the Wood County Depository Contract.

Becky S. Burford
 Becky S. Burford, Wood County Treasurer

Presented, examined, and accepted at the regular term of Commissioners Court on this the 22 day of August 2020.

Lucy Hebron
 Lucy Hebron, County Judge

Virgil Holland, Jr.
 Virgil Holland, Jr. Commissioner Precinct 1


Jerry Gasfill
 Jerry Gasfill, Commissioner Precinct 2

Mike Simmons
 Mike Simmons, Commissioner Precinct 3

Russell Acker
 Russell Acker, Commissioner Precinct 4

Terri Sellars
 Terri Sellars, Auditor

ATTEST:
Kelley Price
 Kelley Price, County Clerk



**WOOD COUNTY, TEXAS
 RECAP OF FUNDS BY BANK ACCOUNTS
 FOR THE MONTH ENDING JUNE 30, 2020**

Fund	Beginning Cash Balance	M-T-D Receipts	M-T-D Disbursements	Transfers	Ending Balance	BankTexas Quitman	Allocation of Cash			Total Cash
							BankTexas CDARS	Non-Depository Banks	TexPool	
200 Road & Bridge CD Restricted	\$ 27,671.59	\$23.50	\$0.00	\$0.00	\$27,695.09	\$27,695.09	\$0.00	\$0.00	\$0.00	\$27,695.09
233 Sheriff Forfeiture Fund	3,276.41	\$0.00	\$0.00	\$0.00	3,276.41	\$3,276.41	0.00	0.00	0.00	3,276.41
401 Texas Comm. Dev. Program	372,373.00	\$120.00	\$0.00	\$0.00	372,493.00	\$372,493.00	0.00	0.00	0.00	372,493.00
601 Interest and Sinking	64,779.43	19.92	0.00	0.00	64,799.35	\$26,729.78	0.00	0.00	38,069.57	64,799.35
890 Pooled Funds	14,078,922.67	1,116,780.52	(2,166,052.13)	(547,463.28)	12,482,187.78	12,482,187.78	0.00	0.00	0.00	12,482,187.78
890 Pooled CDs	17,578,958.69	22,665.25	0.00	547,463.28	18,149,087.22	13,592,891.06	4,061,767.08	494,429.08	0.00	18,149,087.22
895 Health Plan Fund	340,060.34	217,126.68	(174,269.64)	0.00	382,917.38	381,704.07	0.00	0.00	1,213.31	382,917.38
895 Health Plan CDs	1,094,653.90	1,691.12	0.00	0.00	1,096,345.02	829,595.85	266,749.17	0.00	0.00	1,096,345.02
898 MRP/DPC Clearing	6,205.82	5,777.96	(3,974.58)	0.00	8,009.20	8,009.20	0.00	0.00	0.00	8,009.20
District Clerk Clearing	22,895.60	31,461.93	(25,468.60)	0.00	28,888.93	28,888.93	0.00	0.00	0.00	28,888.93
JP1 Clearing	4,616.50	8,884.90	(4,730.50)	0.00	8,770.90	8,770.90	0.00	0.00	0.00	8,770.90
JP2 Clearing	7,297.82	12,129.78	(7,283.82)	0.00	12,143.78	12,143.78	0.00	0.00	0.00	12,143.78
JP3 Clearing	3,877.82	5,499.50	(6,913.82)	0.00	2,463.50	2,463.50	0.00	0.00	0.00	2,463.50
JP4 Clearing	2,143.00	3,868.50	(2,281.00)	0.00	3,730.50	3,730.50	0.00	0.00	0.00	3,730.50
Treasurer's Credit Card	0.00	130.00	(130.00)	0.00	0.00	0.00	0.00	0.00	0.00	0.00
Grand Total	\$ 33,607,732.59	\$ 1,426,179.56	\$ (2,391,104.09)	\$ (0.00)	\$ 32,642,808.06	\$ 27,780,579.85	\$ 4,328,516.25	\$ 494,429.08	\$ 39,282.88	\$ 32,642,808.06

WOOD COUNTY, TEXAS
COMBINED STATEMENT OF CASH ACCOUNTS ACTIVITY
FOR THE YEAR-TO-DATE THROUGH JUNE 30, 2020

FUND CODE	FUND NAME	CASH BALANCE 9/30/2019	PRIOR-YEAR RECLASSES	REVISED CASH BALANCE 9/30/2019	RECEIPTS	DISBURSEMENTS	TRANSFER IN/(OUT)	Net Change	CASH BALANCE 6/30/2020
BUDGETED FUNDS									
OPERATING FUNDS									
100	General	\$ 17,643,914.94	\$ 22,646.27	\$ 17,666,561.21	\$ 16,474,998.45	\$ (12,874,836.40)	\$ 35,893.08	\$ 3,636,055.13	\$ 21,302,616.34
200	Road and Bridge Fund	5,186,642.47	(21,719.82)	5,164,922.65	5,566,107.01	(4,937,954.27)	(527.81)	627,624.93	5,792,547.58
270	Tobacco Settlement Fund	96,829.94	0.00	96,829.94	8,784.03	0.00	0.00	8,784.03	105,613.97
	Total Operating Funds	\$ 22,927,387.35	\$ 926.45	\$ 22,928,313.80	\$ 22,049,889.49	\$ (17,812,790.67)	\$ 35,365.27	\$ 4,272,464.09	\$ 27,200,777.89
SPECIAL REVENUE FUNDS									
230	CC-Records Mgmt. & Preservation	752,598.26	0.00	752,598.26	102,915.06	(108,370.46)	0.00	(5,455.40)	747,142.86
231	General Records Mgmt. & Preservation	34,114.29	0.00	34,114.29	8,315.17	(3,771.68)	0.00	4,543.49	38,657.78
232	CC-Records Archive Fee	429,502.14	0.00	429,502.14	96,195.07	0.00	0.00	96,195.07	525,697.21
234	Courthouse Security	64,696.53	0.00	64,696.53	18,230.81	(2,979.56)	(15,750.00)	(498.75)	64,197.78
235	Hotel and Motel Tax	195,650.75	(38.45)	195,612.30	82,513.40	(69,089.44)	0.00	13,423.96	209,036.26
236	Child Welfare	5,522.70	0.00	5,522.70	6,557.66	(5,112.62)	0.00	1,445.04	6,967.74
238	Crime Victims Services	5,523.96	0.00	5,523.96	256.02	(26.06)	0.00	229.96	5,753.92
239	Justice Court Technology	70,441.62	(2,058.68)	68,382.94	6,441.53	(6,740.01)	0.00	(298.48)	68,084.46
240	DC-Records Mgmt & Preservation	26,556.48	0.00	26,556.48	2,669.27	(8,892.76)	0.00	(6,223.49)	20,332.99
241	JP Building Security Fee	26,354.99	2,058.68	28,413.67	1,644.10	(20,507.76)	0.00	(18,863.66)	9,550.01
242	Elections Special	60,101.64	0.00	60,101.64	1,555.24	0.00	0.00	1,555.24	61,656.88
243	Guardianship	56,987.44	0.00	56,987.44	4,164.75	0.00	0.00	4,164.75	61,152.19
244	CC-Technology	7,631.55	0.00	7,631.55	622.08	0.00	0.00	622.08	8,253.63
245	DC-Technology	17,805.12	0.00	17,805.12	2,433.71	0.00	0.00	2,433.71	20,238.83
246	DC-Records Archive Fee	54,873.51	0.00	54,873.51	4,604.85	(25,649.51)	0.00	(21,044.66)	33,828.85
247	DC-CT Records Preservation	32,780.01	0.00	32,780.01	1,588.80	0.00	0.00	1,588.80	34,368.81
260	Law Library	56,894.32	0.00	56,894.32	12,317.48	(2,520.00)	0.00	9,797.48	66,691.80
305	Constable Forfeiture	4,104.82	(838.00)	3,266.82	13.75	(3,931.32)	661.40	(3,256.17)	10.65
402	Election - CARES Grant	10.62	0.00	10.62	48,348.51	0.00	0.00	48,348.51	48,348.51
	Total Special Revenue Funds	\$ 1,902,150.75	\$ (876.45)	\$ 1,901,263.68	\$ 401,387.26	\$ (257,591.18)	(\$15,088.60)	\$ 128,707.48	\$ 2,029,971.16
OTHER FUNDS									
250	Right of Way	863,490.68	0.00	863,490.68	10,235.30	0.00	0.00	10,235.30	873,725.98
281	Community Supervision & Corr.	401,796.10	0.00	401,796.10	366,256.59	(364,993.81)	137.88	1,400.66	403,196.76
290	Juvenile Probation Department	(6,501.09)	0.00	(6,501.09)	259,579.50	(216,456.83)	0.00	43,122.67	36,621.58
892	Historical Commission	47,327.08	0.00	47,327.08	776.18	(3,734.15)	10,000.00	7,042.03	54,359.11
	Total Other Funds	\$ 1,306,112.77	\$ -	\$ 1,306,112.77	\$ 636,847.57	\$ (585,184.79)	\$ 10,137.88	\$ 61,800.66	\$ 1,367,913.43
	TOTAL BUDGETED FUNDS	\$ 26,135,650.87	\$ 50.00	\$ 26,135,690.25	\$ 23,088,124.32	\$ (18,655,566.64)	\$ 30,414.55	\$ 4,462,972.23	\$ 30,598,662.48
NON-BUDGETED AND NON-COUNTY FUNDS									
880	Treasurer's State Fees	70,725.78	(50.00)	70,675.78	266,162.93	(273,830.37)	(30,414.55)	(38,081.99)	32,593.79
891	Payroll Fund	355,320.23	(1,140.57)	354,179.66	0.00	(354,160.93)	0.00	(354,160.93)	18.73
999	Upper Sabine Valley Waste Mgmt	0.00	0.00	0.00	0.00	0.00	0.00	0.00	0.00
	TOTAL NON-BUDGETED FUNDS	\$ 426,046.01	\$ (1,190.57)	\$ 424,855.44	\$ 266,162.93	\$ (627,991.30)	\$ (30,414.55)	\$ (392,242.92)	\$ 32,612.52
	TOTAL CASH IN POOLED ACCOUNTS	\$ 26,561,696.88	\$ (1,140.57)	\$ 26,560,545.69	\$ 23,354,287.25	\$ (19,283,557.94)	\$ -	\$ 4,070,729.31	\$ 30,631,275.00
CASH IN BANK - POOLED CASH ACCOUNTS									
890	AP Pooled Cash	1,505,476.94	0.00	1,505,476.94	10,700.69	(8,565,714.82)	8,327,000.00	(228,014.13)	1,277,462.81
890	Payroll Pooled Cash	1,502,962.40	(1,140.57)	1,501,821.83	8,443.98	(10,707,998.12)	10,075,000.00	(624,554.14)	877,267.69
890	Deposits Pooled Cash	8,755,215.92	0.00	8,755,215.92	23,082,516.16	(5.00)	(22,039,082.97)	1,043,428.19	9,798,644.11
890	CD Investments	4,114,942.59	0.00	4,114,942.59	127,903.47	0.00	9,350,045.00	9,477,948.47	13,592,891.06
890	CD Non-Depository	492,178.22	0.00	492,178.22	5,250.86	0.00	(3,000.00)	2,250.86	494,429.08
890	CDARS Investments	8,682,910.47	0.00	8,682,910.47	98,678.64	0.00	(4,719,822.03)	(4,621,143.39)	4,061,767.08
890	TexPool Pooled Investments	1,502,559.72	0.00	1,502,559.72	20,793.45	0.00	(1,000,000.00)	(979,206.55)	523,353.17
890	Jury Pooled Cash	5,440.00	0.00	5,440.00	0.00	(9,840.00)	9,860.00	20.00	5,460.00
	TOTAL CASH IN BANK - POOLED CASH ACCOUNTS	\$ 26,561,696.26	\$ (1,140.57)	\$ 26,560,545.69	\$ 23,354,287.25	\$ (19,283,557.94)	\$ 0.00	\$ 4,070,729.31	\$ 30,631,275.00
									0.00

FUND CODE	FUND NAME	PRIOR-YEAR		REVISED		RECEIPTS	DISBURSEMENTS	TRANSFER IN/(OUT)	Net Change	CASH BALANCE 6/30/2020
		CASH BALANCE 9/30/2019	RECLASSES	CASH BALANCE 10/01/2018						
CASH IN BANK - NON POOLED CASH ACCOUNTS - NON-BUDGE										
BANKTEXAS ACCOUNTS										
200	Road & Bridge CD RRC Restricted	\$ 27,299.82	\$ -	\$ 27,299.82	\$ 395.27	\$ -	\$ -	\$ -	\$ 395.27	\$ 27,695.09
233	Sheriff's Forfeiture Fund (Budgeted)	3,276.41	0.00	3,276.41	-	-	-	-	0.00	3,276.41
401	Grant Fund	0.00	0.00	0.00	372,613.00	(120.00)	-	-	372,493.00	372,493.00
601	Interest & Sinking	26,233.67	0.00	26,233.67	496.11	-	-	-	496.11	26,729.78
895	Health Plan	316,193.15	0.00	316,193.15	2,419,452.89	(2,321,628.51)	(32,313.46)	-	65,510.92	381,704.07
895	Health Plan CD	516,557.15	0.00	516,557.15	13,037.70	-	300,001.00	-	313,038.70	829,595.85
895	Health Plan CDARS	527,533.96	0.00	527,533.96	6,902.75	-	(267,687.54)	-	(260,784.79)	266,749.17
898	MRP/DPC Clearing	11,984.34	0.00	11,984.34	52,750.28	(56,705.42)	-	-	(3,955.14)	8,009.20
	District Clerk Clearing	22,120.01	0.00	22,120.01	266,213.59	(259,444.67)	-	-	6,768.92	28,888.93
	JP1 Clearing	17,807.75	0.00	17,807.75	119,978.41	(129,015.26)	-	-	(9,036.85)	8,770.90
	JP2 Clearing	13,091.03	0.00	13,091.03	127,552.15	(128,499.40)	-	-	(947.25)	12,143.78
	JP3 Clearing	8,067.27	0.00	8,067.27	62,845.25	(68,449.02)	-	-	(5,603.77)	2,463.50
	JP4 Clearing	4,479.50	0.00	4,479.50	44,601.58	(45,350.58)	-	-	(749.00)	3,730.50
	Treasurer's Credit Card	0.00	0.00	0.00	230.00	(230.00)	-	-	0.00	0.00
	TOTAL BANKTEXAS - NON POOLED CASH ACCOUNTS	1,494,624.06	\$ -	1,494,624.06	\$ 3,487,068.98	\$ (3,009,442.86)	\$ 0.00	\$ 477,626.12	\$ 1,972,250.18	
TEXPOOL ACCOUNTS										
601	Interest & Sinking	37,742.64	0.00	37,742.64	326.93	0.00	0.00	326.93	38,069.57	
895	Health Plan	1,203.00	0.00	1,203.00	10.31	0.00	0.00	10.31	1,213.31	
	TOTAL TEXPOOL - NON POOLED CASH ACCOUNTS	\$ 38,945.64	\$ -	\$ 38,945.64	\$ 337.24	\$ 0.00	\$ 0.00	\$ 337.24	\$ 39,282.88	
	TOTAL CASH IN BANK - NON POOLED CASH ACCOUNTS	\$ 1,533,569.70	\$ -	\$ 1,533,569.70	\$ 3,487,406.22	\$ (3,009,442.86)	\$ 0.00	\$ 477,963.36	\$ 2,011,533.06	
	TOTAL CASH IN BANK - ALL TREASURER'S ACCOUNTS	\$ 28,095,255.96	\$ (1,140.57)	\$ 28,094,115.39	\$ 26,841,693.47	\$ (22,293,000.80)	\$ 0.00	\$ 4,548,692.67	\$ 32,642,808.06	

Miscellaneous Information
 Indebtedness as of 6/30/2020: \$0.00 Certificate of Obligation: None
 RB Line of Credit-Railroad Commission \$25,000 CD Secured - Current Balance Available \$27,695


Bank Texas (including CDARS and ICS)	Cash Balance	\$ 31,585,742.93
Non-Depository Investments	Cash Balance	494,429.08
TextPool:	Cash Balance	562,636.05
Total		\$ 32,642,808.06


Bank Texas Interest Income:	\$ 86,861.68
Certificates of Deposit:	147,320.19
CDARS Interest Income:	105,581.39
TextPool Interest Income:	21,130.69
Total Interest Income	\$ 360,893.95


0.00


I, Becky S. Burford, County Treasurer, in and for the County of Wood, State of Texas, do hereby present the June 2020 Statement of Cash Accounts Activity, the attached Treasurer's Report of Cash Receipts and Disbursements, and the Report of Securities as true and correct statements, to the best of my knowledge, of accounts under the control of Wood County Treasurer and furthermore state that the fund balances are on deposit earning interest in accordance with the Wood County Investment Policy earning interest in accordance with the Wood County Depository Contract.


Presented, examined, and accepted at the regular term of Commissioners Court on this the 25 day of August 2020.



 Becky S. Burford, Wood County Treasurer



 Lucy Hebron, County Judge



 Virgil Holland, Jr. Commissioner Precinct 1



 Jerry Gasfill, Commissioner Precinct 2


 Mike Simmons, Commissioner Precinct 3


 Russell Acker, Commissioner Precinct 4


 Terri Sellers, Auditor

ATTEST:

 Kulldy Price, County Clerk



**WOOD COUNTY, TEXAS
 RECAP OF FUNDS BY BANK ACCOUNTS
 FOR THE YEAR-TO-DATE ENDING JUNE 30, 2020**

Fund	Beginning Cash Balance	M-T-D Receipts	M-T-D Disbursements	Transfers	Ending Balance	BankTexas Quiltman	Allocation of Cash			Total Cash
							BankTexas CDARS	Non-Depository Banks	TexPool	
200 Road & Bridge CD Restricted	\$ 27,299.82	\$395.27	\$0.00	\$0.00	\$27,695.09	\$27,695.09	\$0.00	\$0.00	\$0.00	\$27,695.09
233 Sheriff Forfeiture Fund	3,276.41	\$0.00	\$0.00	\$0.00	3,276.41	3,276.41	0.00	0.00	0.00	\$3,276.41
401 Texas Comm. Dev. Program	0.00	\$372,613.00	-\$120.00	\$0.00	372,493.00	372,493.00	0.00	0.00	0.00	\$372,493.00
601 Interest and Sinking	63,976.31	\$823.04	\$0.00	\$0.00	64,799.35	26,729.78	0.00	0.00	38,069.57	\$64,799.35
890 Pooled Funds	13,270,514.41	\$23,122,454.28	-\$19,283,557.94	-\$4,627,222.97	12,482,187.78	12,482,187.78	0.00	0.00	0.00	\$12,482,187.78
890 Pooled CDs	13,290,031.28	\$231,832.97	\$0.00	\$4,627,222.97	18,149,087.22	13,592,891.06	4,061,767.08	494,429.08	0.00	\$18,149,087.22
895 Health Plan Fund	317,396.15	\$2,419,463.20	-\$2,321,628.51	-\$32,313.46	382,917.38	381,704.07	0.00	0.00	1,213.31	\$382,917.38
895 Health Plan CDs	1,044,091.11	\$19,940.45	\$0.00	\$32,313.46	1,096,345.02	829,595.85	266,749.17	0.00	0.00	\$1,096,345.02
898 MRP/DPC Clearing	11,964.34	\$52,750.28	-\$56,705.42	\$0.00	8,009.20	8,009.20	0.00	0.00	0.00	\$8,009.20
District Clerk Clearing	22,120.01	\$266,213.59	-\$259,444.67	\$0.00	28,888.93	28,888.93	0.00	0.00	0.00	\$28,888.93
JP1 Clearing	17,807.75	\$119,978.41	-\$129,015.26	\$0.00	8,770.90	8,770.90	0.00	0.00	0.00	\$8,770.90
JP2 Clearing	13,091.03	\$127,552.15	-\$128,499.40	\$0.00	12,143.78	12,143.78	0.00	0.00	0.00	\$12,143.78
JP3 Clearing	8,067.27	\$62,845.25	-\$68,449.02	\$0.00	2,463.50	2,463.50	0.00	0.00	0.00	\$2,463.50
JP4 Clearing	4,479.50	\$44,601.58	-\$45,350.58	\$0.00	3,730.50	3,730.50	0.00	0.00	0.00	\$3,730.50
Treasurer's Credit Card	0.00	\$230.00	-\$230.00	\$0.00	0.00	0.00	0.00	0.00	0.00	0.00
Grand Total	\$ 28,094,115.39	\$ 26,841,693.47	\$ (22,293,000.80)	\$ -	\$ 32,642,808.06	\$ 27,780,579.85	\$ 4,328,516.25	\$ 494,429.08	\$ 39,282.88	\$ 32,642,808.06
		0.00	0.00	(0.00)	0.00					0.00

SECURITIES PLEDGED TO WOOD COUNTY, TEXAS

Report as of June 30, 2020

Pledge Date	Description	CUSIP	Maturity Date	Current Par	Market Value 31-May-20	Market Value 30-Jun-20
02/09/2013	Ferris TX	31569CT3	03/01/2021	105,000	105,290	105,283
02/07/2013	Ferris TX	315669CU0	03/01/2022	110,000	110,299	110,289
08/27/2019	Carthage Tx	146717NZ2	08/15/2023	590,000	633,619	633,819
01/09/2019	Randall Co. TX	752278KH3	08/01/2025	415,000	460,501	462,144
08/19/2019	Pearson PL Raod Dist Tx	7051TAK9	08/15/2027	200,000	227,044	227,468
05/31/2017	Wylie-Ref Tx	983064TW6	02/15/2029	625,000	646,813	646,594
01/03/2018	FHLMC	3132LKA34	10/01/2030	1,990,364	2,143,109	2,106,711
	Fort Worth 15 High LTV	3132LKA34	10/01/2030	1,000,000	1,247,290	1,256,400
	Plano ISD-Bldg TX	727199YK1	02/15/2031	1,000,000	1,159,640	1,163,250
02/10/2020	Pleasant Grv ISD - Unref Tx	728292HV8	02/15/2031	350,000	369,439	369,747
01/04/2019	Denton Util Sys TX	249015C89 #2	12/01/2034	500,000	615,165	616,505
	Temple TX Indep Sch D TX	88081PC2	02/01/2035	1,000,000	1,130,950	1,134,580
	Conroe ISD - REF TX	208418F24	02/15/2035	1,000,000	1,144,100	1,150,230
	Waller ISD -REF TX	932493GN3	02/15/2035	1,000,000	1,142,910	1,146,680
	Waller ISD -REF TX	932493GN3	02/15/2035	1,000,000	1,142,910	1,146,680
01/04/2019	Newark Hgr Edu-A-REF TX	650346BN8	08/15/2035	500,000	557,000	558,920
10/02/2019	Longview- IMPT TX	543247Y53	09/01/2035	2,000,000	2,330,760	2,347,200
01/04/2019	Jourdanton ISD-GLDG TX	481124EA9	02/15/2036	535,000	640,818	642,498
11/15/2019	Crowley ISD-B-REF TX	228130DU1	08/01/2036	1,000,000	1,201,440	1,204,180
11/15/2019	San Antonio ISD-A-REF TX	796269XV5	08/01/2036	1,000,000	1,131,470	1,135,940
11/15/2019	Buda TX	118828HC9	08/15/2036	1,000,000	1,112,940	1,116,790
01/04/2019	Lubbock Cooper ISD TX	549108SC3	02/15/2037	530,000	607,401	610,883
01/03/2018	Conroe-A-CTFS Oblig TX	208399G82	03/01/2037	420,000	479,930	482,727
11/15/2019	Austin ISD TX	052430PT6	08/01/2037	1,115,000	1,339,360	1,342,728
11/15/2019	Hutto - CTFS Oblig Tx	448474PM2	08/01/2037	1,000,000	1,139,430	1,146,740
10/02/2019	Forney ISD-REF TX	346425BZ3	08/15/2037	1,255,000	1,539,747	1,543,236
				\$21,240,364	\$24,359,375	\$24,408,221

0

0

Total BankTexas Account Balances as of report date:

\$20,090,562

\$20,694,498

121%

118%

WOOD COUNTY, TEXAS
INVESTMENT ACTIVITY FOR JUNE 30, 2020

CD ID	Description	Bank	Acct	Original Principal	05/31/2020	Purchases/Deposits	Interest Credited	Withdrawals	06/30/2020	Current Balance	This Month's	Accumulated	
16	7455 DPC 12 MONTH	BTH	DPC	\$	500,000.00	\$	547,640.67		548,594.16	\$	647.04	647.04	
17	7507 DPC 12 MONTH	BTH	DPC	\$	250,000.00		273,820.34		274,297.09	\$	223.52	223.52	
18	7523 HP 12 MONTH	BTH	HP		75,000.00		82,148.08		82,288.10		97.05	97.05	
38	782 DPC 365 DAY	CNB	DPC		124,200.00		120,311.30		120,311.30		139.00	332.65	
59	783 DPC 365 DAY	CNB	DPC		124,200.00		126,150.26		126,150.26		129.61	332.65	
60	884 DPC 365 DAY	FNBW	DPC		117,500.00		123,983.76		123,983.76		152.21	385.24	
61	885 DPC 365 DAY	FNBW	DPC		117,500.00		123,983.76		123,983.76		152.21	385.24	
87	7460 365 DAY	BTH	HP		127,500.00		139,936.12		137,166.85		7.70	30.21	
96	7469 365 DAY	BTH	DPC		500,000.00		537,804.50		537,809.32		30.21	30.21	
123	CD 24 month	BTH	DPC		500,000.00		544,080.51		545,097.12		591.39	591.39	
124	CD 24 month	BTH	DPC		500,000.00		544,080.51		545,097.12		591.39	591.39	
201	CDARS 30 Month	BTH	DPC		750,000.00		802,181.63		800,251.81		0.00	0.00	
203	CDARS 30 Month	BTH	DPC		750,000.00		799,686.35		800,251.81		0.00	0.00	
204	CDARS 30 Month	BTH	HP		250,001.00		266,560.69		266,749.17		0.00	0.00	
205	CDARS 30 Month	BTH	DPC		750,008.00		799,687.40		800,252.86		0.00	0.00	
206	CDARS 30 Month	BTH	DPC		750,009.00		776,562.27		777,104.99		0.00	0.00	
207	CDARS 30 Month	BTH	DPC		750,009.00		776,562.27		777,104.99		0.00	0.00	
208	CD DPC 12 MONTH	BTH	DPC		850,000.00		865,307.49		867,056.60		169.61	169.61	
209	CD DPC 12 MONTH	BTH	DPC		850,001.00		865,308.53		867,057.64		169.61	169.61	
210	CD HP 12 MONTH	BTH	HP		300,000.00		305,402.65		306,019.98		59.86	59.86	
211	CD 24 month	BTH	DPC		500,000.00		506,014.30		506,898.32		797.14	797.14	
212	CD 24 month	BTH	DPC		500,003.00		506,015.30		506,898.32		797.14	797.14	
213	CD 24 month	BTH	DPC		850,002.00		860,222.86		861,720.59		1,355.14	1,355.14	
214	CD 24 month	BTH	DPC		500,003.00		506,015.29		506,897.89		28.46	28.46	
215	CD 12 month	BTH	DPC		850,003.00		860,223.88		861,673.30		48.39	48.39	
216	CD 12 month	BTH	HP		300,001.00		303,608.36		304,119.92		17.08	17.08	
217	CDARS 24 Month	BTH	DPC		900,000.00		905,526.45		907,053.43		0.00	0.00	
218	CD 18 month	BTH	DPC		875,000.00		878,586.40		879,825.08		400.13	400.13	
219	CD 18 month	BTH	DPC		875,001.00		878,587.40		879,826.08		400.14	400.14	
220	CD 12 month	BTH	DPC		850,004.00		850,702.63		851,425.14		558.84	558.84	
221	CD 12 month	BTH	DPC		850,005.00		850,703.63		851,426.15		558.84	558.84	
222	CD 12 month	BTH	DPC		850,006.00		850,706.00		850,727.92		558.84	558.84	
223	CD 24 month	BTH	DPC		500,004.00		482.20		500,486.20		375.15	375.15	
224	CD 12 month	BTH	DPC		650,007.00		650,007.00		650,007.00		489.04	489.04	
225	CD 24 month	BTH	DPC		500,005.00		500,005.00		500,005.00		327.94	327.94	
226	CD 24 month	BTH	DPC		500,005.00		500,005.00		500,005.00		327.94	327.94	
227	RB CD -1709 RRC	BTH	DPC		19,510,969.00		27,872.32		27,895.82		3.78	3.78	
Total CDs				\$	19,510,969.00	\$	18,701,284.91	\$	1,350,012.00	\$	24,379.87	\$	10,841.76
TEXPOOL					193							0.00	
Deposit Pool Cash	TPC	DPC		\$	523,260.06	\$	93.11	\$	523,353.17	\$	n/a	n/a	
Interest & Sinking	TPC	IAS			38,062.79		6.78		38,069.57		n/a	n/a	
Health Plan	TPC	HP			1,213.01		0.61		1,213.62		n/a	n/a	
Total Pools				\$	562,535.86	\$	100.50	\$	562,636.36	\$	n/a	n/a	
Insured Cash Swaps Accounts													
Deposit Pool Cash	BTH			n/a	\$	9,250,890.89	\$	1,564,824.98	\$	7,817,028.91	n/a	n/a	
Accounts Payable Cash	BTH			n/a	797,524.51	700,844.01	87.61		797,437.48	n/a	n/a		
Payroll Cash	BTH			n/a	757,241.89	729,003.45	63.06		757,247.03	n/a	n/a		
Health Plan	BTH			n/a	30,536.68	95,111.95	2.29		66,943.34	n/a	n/a		
Total Swaps				\$	10,839,193.77	\$	3,109,784.39	\$	4,787,738.25	\$	9,159,646.76	\$	10,841.76
Total Investments				187	\$	30,100,014.54	\$	4,459,796.39	\$	28,995,411.18	\$	9,979.01	
Investments By Type													
BT - Traditional CD				\$	14,422,466.91	\$	4,329,516.25	\$	14,422,466.91	\$	49.74%		
BT - CDARS				\$	4,329,516.25	\$	494,429.08	\$	494,429.08	\$	1.71%		
Non-Depository CD					27,695.82		0.00		27,695.82		0.10%		
BT- Restricted CD					9,159,646.76		0.00		9,159,646.76		31.59%		
BT-ICS					0.00		0.00		0.00		0.00%		
Money Market Accts					562,636.36		100.50		562,636.36		1.94%		
Pools					562,636.36		100.50		562,636.36		1.94%		
Total				\$	28,995,411.18	\$	5,590,266.97	\$	28,995,411.18	\$	100.00%		
* Does not include in-transit items which can be either positive or negative.													
Note - BankTexas is the county's placement bank for both CDARS and ICS accounts into other FDIC covered banks. For bank details use Supplemental Investment Schedule.													
They submit the above report in addition to attached Supplemental Investment Schedule as the written report of investment transactions for all invested funds held by Wood County Treasurer for period shown above and certify that these investments are in compliance with the local investment policy and Public Funds Investment Act.													
Becky S. Burford, Wood County Treasurer													
07/24/2020													

WOOD COUNTY, TEXAS								
Supplement Investment Schedule								
Summary of FDIC-Insured Institutions								
Outside of Depository Bank								
06/30/2020								
Bank	Location	Balance	Reference					
City National Bank	Quitman, TX	\$ 246,461.56	CD 58& 59					
First National Bank-Winnsboro, TX	Winnsboro, TX	247,967.52	CD 60& 61					
BOKF, National Association	Tulsa, OK	247,820.94	CDARS#203I					
Coastal States Bank	Hilton Head Island, SC	37,548.63	CDARS#203I					
Isreal Discount Bank of New York	New York City, NY	228,892.71	CDARS#203I					
Northern Bank & Trust Company	Woburn, MA	186,274.74	CDARS#203I					
Pinnacle Bank	Gilroy, CA	99,714.79	CDARS#203I					
Israel Discount Bank of New York	New York City, NY	18,928.23	CDARS#204I					
Truist Bank	Charlotte, NC	247,820.94	CDARS#204I					
Bank of the West	San Francisco, CA	247,820.94	CDARS#205I					
Bank of America, N.A.	Charlotte, NC	243,064.78	CDARS#205I					
Emigrant Bank	New York City, NY	247,820.94	CDARS#205I					
Northern Bank & Trust Company	Woburn, MA	61,546.20	CDARS#205I					
Great Plains State Bank	Petersburg, NE	246,596.52	CDARS#206D					
Quad City Bank and Trust Company	Bettendorf, IA	37,314.43	CDARS#206D					
St. Louis Bank	Town and Country, MO	246,596.52	CDARS#206D					
Western Alliance Bank	Phoenix, AZ	246,596.52	CDARS#206D					
Merchants Bank, National Association	Winona, MN	74,629.88	CDARS#207D					
Parke Bank	Sewell, NJ	246,596.52	CDARS#207D					
Portage Community Bank	Ravenna, OH	246,596.52	CDARS#207D					
Quad City Bank and Trust Company	Bettendorf, IA	209,282.07	CDARS#207D					
Capstar Bank	Nashville, TN	242,888.75	CDARS#217					
First Arkansas Bank and Trust	Jacksonville, AR	178,387.18	CDARS#217					
First Resource Bank	Exton, Pa	242,888.75	CDARS#217					
MainStreet Bank	Fairfax, VA	242,888.75	CDARS#217					
20504 Ameris Bank	atlanta, GA	3.88	ICS-DPC					
34589 Atlantic Union Bank	Richmond, VA	248,384.43	ICS-DPC					
35546 Axos Bank	San Diego, CA	248,381.01	ICS-DPC					
5170 Bank Midwest	Spirit Lake, IA	248,384.43	ICS-DPC					
110 Bank OZK	Little Rock, AR	248,375.18	ICS-DPC					
58479 Bank of Central Florida	Lakeland, FL	217,652.33	ICS-DPC					
19581 Bell Bank	Fargo, ND	248,384.43	ICS-DPC					
12923 Bremer Bank, National Association	South St. Paul, MN	181,439.53	ICS-DPC					
11241 Centennial Bank	Conway, AR	248,384.43	ICS-DPC					
20234 City National Bank of Florida	Miami, FL	248,382.64	ICS-DPC					
34444 Customers Bank	Wyomissing, MD	6.84	ICS-DPC					
34742 EagleBank	Bethesda, MD	248,384.43	ICS-DPC					
1291 Farmers Bank & Trust Company	Magnolia, AR	24.54	ICS-DPC					
4977 First Horizon Bank	Memphis, TN	248,380.99	ICS-DPC					
5452 First National Bank of Omaha	Omaha, NE	248,369.73	ICS-DPC					
7551 Fulton Bank, N.A.	Lancaster, PA	248,384.43	ICS-DPC					
30788 Glacier Bank	Kalispell, MO	66,240.49	ICS-DPC					
32974 Gulf Coast Bank and Trust Company	New Orleans, LA	248,384.43	ICS-DPC					
14650 Hills Bank and Trust Company	Hills, IA	24.91	ICS-DPC					
3664 INB	Springfield, IL	248,384.43	ICS-DPC					
28100 Iberiabank	Lafayette, LA	248,384.43	ICS-DPC					
3076 Independent Bank-McKinney	McKinney, TX	248,384.43	ICS-DPC					
27210 InterBank	Oklahoma City, OK	248,384.43	ICS-DPC					
58243 John Marshall Bank	Reston, VA	248,384.43	ICS-DPC					
8056 Merchants Bank of Indiana	Carmel IN	12.63	ICS-DPC					
4063 MidFirst Bank	Oklahoma City, OK	18.35	ICS-DPC					
18429 Morton Community Bank	Morton, IL	248,377.80	ICS-DPC					
59052 NBH Bank	Greenwood Village, CO	19.40	ICS-DPC					
34728 New Mexico Bank & Trust	Albuquerque, NM	248,384.43	ICS-DPC					
16022 New York Community Bank	Westbury, NY	248,384.43	ICS-DPC					
24045 Pacific Western Bank	Beverly Hills, CA	248,384.43	ICS-DPC					
10634 Pinnacle Bank	Omaha, NE	248,384.43	ICS-DPC					
12437 Renasant Bank	Tupelo, MS	248,384.43	ICS-DPC					
18983 River City Bank	Sacramento, CA	248,384.43	ICS-DPC					
57348 Southeast Bank	Farragut, TN	28.65	ICS-DPC					
30337 Sterling National Bank	Yonkers, NY	248,384.43	ICS-DPC					
873 Synovus Bank	Columbus, GA	21.97	ICS-DPC					
28330 TCF National Bank	Sioux Falls, SD	248,383.37	ICS-DPC					
23647 TIB The Independent BankersBank	Farmers Branch, TX	248,377.73	ICS-DPC					
5969 The Farmers & Merchants State Bank	Archbold, OH	248,368.03	ICS-DPC					
6560 The Huntington National Bank	Columbus, OH	24.02	ICS-DPC					
58457 TriState Capital Bank	Pittsburgh, PA	8.72	ICS-DPC					
13421 Union Bank & Trust	Lincoln, NE	248,384.43	ICS-DPC					
22858 United Bank - Fairfax	Fairfax, VA	248,384.43	ICS-DPC					
803 WesBanco Bank, Inc	Wheeling, WV	1.23	ICS-DPC					
15614 West Bank	West Des Moines, IA	31.93	ICS-DPC					
20504 Ameris Bank	atlanta, GA	248,373.14	ICS-AP					
12923 Bremer Bank, National Association	South St. Paul, MN	0.36	ICS-AP					
20234 City National Bank of Florida	Miami, FL	1.79	ICS-AP					
30788 Glacier Bank	Kalispell, MO	49,215.65	ICS-AP					

WOOD COUNTY, TEXAS				
Supplement Investment Schedule				
Summary of FDIC-Insured Institutions				
Outside of Depository Bank				
06/30/2020				
Bank	Location	Balance	Reference	
29012 Heritage Bank	Olympia, WA	248,384.43	ICS-AP	
14650 Hills Bank and Trust Company	Hills, IA	248,359.52	ICS-AP	
28330 TCF National Bank	Sioux Falls, SD	0.73	ICS-AP	
23647 TIB The Independent BankersBank	Farmers Branch, TX	3.65	ICS-AP	
58457 TriState Capital Bank	Pittsburgh, PA	0.35	ICS-AP	
803 WesBanco Bank, Inc	Wheeling, WV	7.86	ICS-AP	
12923 Bremer Bank, National Association	South St. Paul, MN	66,942.39	ICS-HP	
58457 TriState Capital Bank	Pittsburgh, PA	0.95	ICS-HP	
20504 Ameris Bank	atlanta, GA	3.43	ICS-PAY	
110 Bank OZK	Little Rock, AR	9.25	ICS-PAY	
12923 Bremer Bank, National Association	South St. Paul, MN	2.13	ICS-PAY	
5452 First National Bank of Omaha	Omaha, NE	14.70	ICS-PAY	
30788 Glacier Bank	KallsPELL, MO	132,927.20	ICS-PAY	
4063 MidFirst Bank	Oklahoma City, OK	248,359.78	ICS-PAY	
18429 Morton Community Bank	Morton, IL	6.63	ICS-PAY	
23647 TIB The Independent BankersBank	Farmers Branch, TX	3.04	ICS-PAY	
803 WesBanco Bank, Inc	Wheeling, WV	0.87	ICS-PAY	
		\$ 13,982,592.09		