

**WOOD COUNTY, TEXAS
COMBINED STATEMENT OF CASH ACCOUNTS ACTIVITY
FOR THE MONTH ENDING FEBRUARY 28, 2015**



FUND CODE	FUND NAME	CASH BALANCE 1/31/2015	RECEIPTS	DISBURSEMENTS	TRANSFER IN/(OUT)	Net Change	CASH BALANCE 2/28/2015
BUDGETED FUNDS							
OPERATING FUNDS							
100	General	\$ 16,661,839.50	\$ 2,099,426.85	\$ (1,014,155.19)	\$ 13.19	\$ 1,085,284.85	\$ 17,747,124.35
200	Road and Bridge Fund	4,621,652.03	850,196.16	(296,588.68)	(13.19)	553,594.29	5,175,246.32
270	Tobacco Settlement Fund	51,218.52	0.00	0.00	0.00	0.00	51,218.52
	Total Operating Funds	\$ 21,334,710.05	\$ 2,949,623.01	\$ (1,310,743.87)	\$ -	\$ 1,638,879.14	\$ 22,973,589.19
SPECIAL REVENUE FUNDS							
230	CC-Records Mgmt. & Preservation	343,451.80	10,210.72	0.00	0.00	10,210.72	353,662.52
231	General Records Mgmt. & Preservation	35,886.75	1,054.41	(951.66)	0.00	102.75	35,989.50
232	CC-Records Archive Fee	272,549.11	9,704.84	0.00	0.00	9,704.84	282,253.95
234	Courthouse Security	30,460.13	1,991.34	(1,750.82)	0.00	240.52	30,700.65
235	Hotel and Motel Tax	62,577.59	8,306.69	(381.94)	0.00	7,926.75	70,504.34
236	Child Welfare	1,482.91	C.46	0.00	0.00	0.46	1,483.37
238	Crime Victims Services	3,948.58	1.21	0.00	0.00	1.21	3,949.79
239	Justice Court Technology	56,870.52	768.22	(45.49)	0.00	722.73	57,593.25
240	DC-Records Mgmt & Preservation	38,417.01	275.18	0.00	0.00	273.18	38,690.19
241	JP Building Security Fee	23,332.73	193.85	0.00	0.00	193.85	23,526.58
242	Elections Special	19,777.25	6.06	0.00	0.00	6.06	19,783.31
243	Guardianship	31,423.42	365.68	0.00	0.00	369.68	31,793.10
244	CC-Technology	3,078.87	76.26	0.00	0.00	76.26	3,155.13
245	DC-Technology	2,916.08	187.97	0.00	0.00	187.97	3,104.05
246	DC-Records Archive Fee	21,276.85	436.60	0.00	0.00	436.60	21,713.45
247	DC-CT Records Preservation	24,490.96	82.53	0.00	0.00	82.53	24,573.49
260	Law Library	42,409.01	1,138.12	(2,746.30)	0.00	(1,610.18)	40,798.83
305	Constable Forfeiture	2,127.42	C.62	0.00	0.00	0.62	2,128.04
	Total Special Revenue Funds	\$ 1,016,478.99	\$ 34,804.76	\$ (5,878.21)	\$ 0.00	\$ 28,926.55	\$ 1,045,403.54
OTHER FUNDS							
250	Right of Way	803,540.58	267.11	0.00	0.00	267.11	803,807.69
281	Community Supervision & Corr.	336,568.95	30,730.59	(37,071.01)	0.00	(6,340.42)	330,228.53
290	Juvenile Probation Department	9,324.49	22,035.00	(19,458.67)	0.00	2,576.33	11,900.82
892	Historical Commission	45,267.64	13.87	(222.38)	0.00	(208.51)	45,059.13
	Total Other Funds	\$ 1,194,701.66	\$ 53,048.57	\$ (56,752.06)	\$ -	\$ (3,705.49)	\$ 1,190,996.17
	TOTAL BUDGETED FUNDS	\$ 23,545,888.70	\$ 3,037,474.34	\$ (1,373,374.14)	\$ -	\$ 1,664,100.20	\$ 25,209,988.90
NON-BUDGETED AND NON-COUNTY FUNDS							
880	Treasurer's State Fees	28.51	26,642.25	0.00	0.00	26,642.25	26,670.76
891	Payroll Fund	(0.00)	0.00	0.00	0.00	0.00	(0.00)
999	Upper Sabine Valley Waste Mgmt	451,623.57	280,858.91	(46,384.33)	0.00	234,472.58	686,096.15
	TOTAL NON-BUDGETED FUNDS	\$ 451,652.08	\$ 307,499.16	\$ (46,384.33)	\$ -	\$ 261,114.83	\$ 712,766.91
	TOTAL CASH IN POOLED ACCOUNTS	\$ 23,997,540.78	\$ 3,344,973.50	\$ (1,419,758.47)	\$ -	\$ 1,925,215.03	\$ 25,922,755.81
CASH IN BANK - POOLED CASH ACCOUNTS							
890	AP Pooled Cash	664,802.28	117.62	(505,009.95)	660,000.00	155,107.67	819,909.95
890	Payroll Pooled Cash	1,000,270.82	156.83	(910,658.52)	450,000.00	(460,501.69)	539,768.93
890	Deposits Pooled Cash	4,648,621.59	3,337,620.32	0.00	(5,109,701.92)	(1,772,081.60)	2,876,539.99
890	CD Investments 60day Maturity	0.00	0.00	0.00	0.00	0.00	0.00
890	CD Investments 91day Maturity	(0.00)	0.00	0.00	0.00	0.00	(0.00)
890	CD Investments 6 month Maturity	0.00	0.00	0.00	0.00	0.00	0.00
890	CD Investments 12 month Maturity	2,274,837.24	1,629.70	0.00	0.00	1,629.70	2,276,466.94
890	CD Non-Depository	487,209.60	0.00	0.00	0.00	0.00	487,209.60
890	CDARS Investments	14,411,632.17	5,432.10	0.00	3,999,701.92	4,005,134.02	18,416,766.19
890	TexPool Pooled Investments	500,647.28	16.93	0.00	0.00	16.93	500,664.21
890	Jury Pooled Cash	9,520.00	0.00	(4,090.00)	0.00	(4,090.00)	5,430.00
	TOTAL CASH IN BANK - POOLED CASH ACCOUNTS	\$ 23,997,540.78	\$ 3,344,973.50	\$ (1,419,758.47)	\$ 0.00	\$ 1,925,215.03	\$ 25,922,755.81
			0.00	0.00	0.00	0.00	0.00

FILED FOR RECORD
 APR 29 2015
 COUNTY CLERK WOOD COUNTY

0.00

FUND CODE	FUND NAME	CASH BALANCE 1/31/2015	RECEIPTS	DISBURSEMENTS	TRANSFER IN/(OUT)	Net Change	CASH BALANCE 2/28/2015
CASH IN BANK - NON POOLED CASH ACCOUNTS - NON-BUDGETED, NON-COUNTY OR OTHER FUNDS							
BANKTEXAS ACCOUNTS							
200	Road & Bridge CD RRC Restricted	\$ 25,891.48	\$ 13.19	\$ 0.00	\$ 0.00	\$ 13.19	\$ 25,904.67
401	Grant Fund	0.00	0.00	0.00	0.00	0.00	0.00
601	Interest & Sinking	20,480.56	26.45	0.00	0.00	26.45	20,507.01
895	Health Plan	251,709.83	198,593.35	(208,363.33)	0.00	(9,769.98)	241,939.85
895	Health Plan CD 91 day maturity	0.00	0.00	0.00	0.00	0.00	0.00
895	Health Plan CD 6 month maturity	0.00	0.00	0.00	0.00	0.00	0.00
895	Health Plan CD 12 month maturity	205,039.42	102.25	0.00	0.00	102.25	205,141.67
895	Health Plan CDARS	978,674.93	313.30	0.00	0.00	313.30	978,988.23
898	MRP/DPC Clearing	6,548.84	5,312.97	(3,663.78)	0.00	1,649.19	8,198.03
	JP1 Clearing	15,804.75	15,138.04	(16,431.75)	0.00	(1,293.71)	14,511.04
	JP2 Clearing	7,799.45	11,181.54	(7,888.44)	0.00	3,293.10	11,092.55
	JP3 Clearing	6,721.75	8,661.52	(6,970.60)	0.00	1,690.92	8,412.67
	JP4 Clearing	2,727.85	6,869.60	(4,094.85)	0.00	2,774.75	5,502.60
	RV Clearing	370.00	1,748.00	(2,003.00)	0.00	(255.00)	115.00
	Treasurer's Credit Card	0.00	320.25	(320.25)	0.00	0.00	0.00
999	USVSWMD CD TCEQ Restricted	12,427.90	6.33	0.00	0.00	6.33	12,434.23
	TOTAL BANKTEXAS - NON POOLED CASH ACCOUNTS	\$ 1,534,196.76	\$ 248,286.79	\$ (249,736.00)	\$ 0.00	\$ (1,449.21)	\$ 1,532,747.55
TEXPOOL ACCOUNTS							
601	Interest & Sinking	35,949.67	1.19	0.00	0.00	1.19	35,950.86
895	Health Plan	1,147.23	0.00	0.00	0.00	0.00	1,147.23
	TOTAL TEXPOOL - NON POOLED CASH ACCOUNTS	\$ 37,096.90	\$ 1.19	\$ 0.00	\$ 0.00	\$ 1.19	\$ 37,098.09
	TOTAL CASH IN BANK - NON POOLED CASH ACCOUNTS	\$ 1,571,293.66	\$ 248,287.98	\$ (249,736.00)	\$ 0.00	\$ (1,448.02)	\$ 1,569,845.64
	TOTAL CASH IN BANK - ALL TREASURER'S ACCOUNTS	\$ 25,568.00	593,261.48	\$ (1,669,494.47)	\$ 0.00	1,923,767.01	\$ 27,492,601.45

Miscellaneous Information

Indebtedness as of 2/28/2015: \$0.00 Certificate
 RB Line of Credit-Railroad Commission \$21

Bank Te
 Non-L

\$ 26,467,629.55	
487,209.60	
<u>537,762.30</u>	
\$ 27,492,601.45	0.00
\$ 980.04	
1,751.47	
5,745.40	
<u>18.12</u>	
\$ 8,495.03	0.00

*1 of the
 signature
 paid for
 February*

I, Becky S. Burford, County Treasurer, in and for the attached Treasurer's Report of Cash Receipts to the best of my knowledge, of accounts under the furthermore state that the fund balances are on de earning interest in accordance with the Wood County Investment Policy and Wood County Depository Contract.

Becky S. Burford, Wood County Treasurer

Presented, examined, and accepted at the regular term of Commissioners Court on this the 24th day of April 2015

Bryan Jeanes, County Judge

Virgil Holland, Jr. Commissioner Precinct 1


Jerry Baskin Commissioner Precinct 2

Roger Paine, Commissioner Precinct 3

Russell Acker, Commissioner Precinct 4

John Sellars, Auditor

John Price, County Clerk



**WOOD COUNTY, TEXAS
RECAP OF FUNDS BY BANK ACCOUNTS
FOR THE MONTH OF FEBRUARY 2015**

Fund	Beginning Cash Balance	M-T-D Receipts	M-T-D Disbursements	Transfers	Ending Balance	BankTexas Quitman	-----Allocation of Cash-----			Total Cash
							BankTexas CDARS	Non-Depository Banks	TexPool	
200 Road & Bridge CD Restricted	\$ 25,891.48	\$13.19	\$0.00	\$0.00	\$25,904.67	\$25,904.67	\$0.00	\$0.00	\$0.00	\$25,904.67
401 Texas Comm. Dev. Program	0.00	0.00	0.00	0.00	0.00	0.00	0.00	0.00	0.00	0.00
601 Interest and Sinking	56,430.23	27.64	0.00	0.00	56,457.87	20,507.01	0.00	0.00	35,950.86	56,457.87
890 Pooled Funds	6,823,861.77	3,337,911.70	(1,419,758.47)	(3,999,701.92)	4,742,313.08	4,241,648.87	0.00	0.00	500,664.21	4,742,313.08
890 Pooled CDs	17,173,679.01	7,061.80	0.00	3,999,701.92	21,180,442.73	2,276,466.94	18,416,766.19	487,209.60	0.00	21,180,442.73
895 Health Plan Fund	252,857.06	198,593.35	(208,363.33)	0.00	243,087.08	241,939.85	0.00	0.00	1,147.23	243,087.08
895 Health Plan CDs	1,183,714.35	415.55	0.00	0.00	1,184,129.90	205,141.67	978,988.23	0.00	0.00	1,184,129.90
898 MRP/DPC Clearing	6,548.84	5,312.97	(3,663.78)	0.00	8,198.03	8,198.03	0.00	0.00	0.00	8,198.03
JP1 Clearing	15,804.75	15,138.04	(16,431.75)	0.00	14,511.04	14,511.04	0.00	0.00	0.00	14,511.04
JP2 Clearing	7,799.45	11,181.54	(7,888.44)	0.00	11,092.55	11,092.55	0.00	0.00	0.00	11,092.55
JP3 Clearing	6,721.75	8,661.52	(6,970.60)	0.00	8,412.67	8,412.67	0.00	0.00	0.00	8,412.67
JP4 Clearing	2,727.85	6,869.60	(4,094.85)	0.00	5,502.60	5,502.60	0.00	0.00	0.00	5,502.60
RV Park Clearing	370.00	1,748.00	(2,003.00)	0.00	115.00	115.00	0.00	0.00	0.00	115.00
Treasurer's Credit Card	0.00	320.25	(320.25)	0.00	0.00	0.00	0.00	0.00	0.00	0.00
999 USVSWMD CD Restricted*	<u>12,427.90</u>	<u>6.33</u>	<u>0.00</u>	<u>0.00</u>	<u>12,434.23</u>	<u>12,434.23</u>	<u>0.00</u>	<u>0.00</u>	<u>0.00</u>	<u>12,434.23</u>
Grand Total	\$25,568,834.44	\$ 3,593,261.48	\$ (1,669,494.47)	\$ -	\$27,492,601.45	\$ 7,071,875.13	\$19,395,754.42	\$ 487,209.60	\$ 537,762.30	\$ 27,492,601.45
*Non-County Funds										

FILED FOR RECORD
 2015 FEB 24 AM 10:21
 COUNTY CLERK, WOOD COUNTY, TEXAS



**WOOD COUNTY, TEXAS
COMBINED STATEMENT OF CASH ACCOUNTS ACTIVITY
FOR THE YEAR-TO-DATE ENDING FEBRUARY 28, 2015**

FUND CODE	FUND NAME	CASH BALANCE	REVISION	CASH BALANCE	YEAR-TO-DATE	YEAR-TO-DATE	TRANSFER	Net Change	CASH BALANCE
		10/01/2014	PRIOR-MONTH	10/01/2014	RECEIPTS	DISBURSEMENTS	IN/(OUT)		2/28/2015
BUDGETED FUNDS									
OPERATING FUNDS									
100	General	\$ 12,193,457.63	\$ 33,355.55	\$ 12,226,813.18	\$ 11,630,745.48	\$ (6,127,987.65)	\$ 17,553.34	\$ 5,520,311.17	\$ 17,747,124.35
200	Road and Bridge Fund	3,068,934.08	(31,484.85)	3,037,449.23	4,466,511.66	(2,328,649.52)	(65.05)	2,137,797.09	5,175,246.32
270	Tobacco Settlement Fund	51,218.52	0.00	51,218.52	0.00	0.00	0.00	0.00	51,218.52
	Total Operating Funds	\$ 15,313,610.23	\$ 1,870.70	\$ 15,315,480.93	\$ 16,097,257.14	\$ (8,456,637.17)	\$ 17,488.29	\$ 7,658,108.26	\$ 22,973,589.19
SPECIAL REVENUE FUNDS									
230	CC-Records Mgmt. & Preservation	307,459.50	(10.00)	307,449.50	64,149.73	(16,828.21)	(1,108.50)	46,213.02	353,662.52
231	General Records Mgmt. & Preservation	38,536.82	(12.00)	38,524.82	5,021.56	(7,556.88)	0.00	(2,535.32)	35,989.50
232	CC-Records Archive Fee	245,602.50	0.00	245,602.50	61,845.95	(25,194.50)	0.00	36,651.45	282,253.95
234	Courthouse Security	29,327.23	0.00	29,327.23	11,222.60	(9,849.18)	0.00	1,373.42	30,700.65
235	Hotel and Motel Tax	81,988.20	(1,590.00)	80,398.20	38,243.83	(48,137.69)	0.00	(9,893.86)	70,504.34
236	Child Welfare	590.40	0.00	590.40	2,389.53	(1,496.56)	0.00	892.97	1,483.37
238	Crime Victims Services	3,850.69	0.00	3,850.69	99.10	0.00	0.00	99.10	3,949.79
239	Justice Court Technology	58,770.24	0.00	58,770.24	3,651.16	(4,828.15)	0.00	(1,176.99)	57,593.25
240	DC-Records Mgmt & Preservation	36,873.58	(3.00)	36,870.58	1,819.61	0.00	0.00	1,819.61	38,690.19
241	JP Building Security Fee	22,597.85	0.00	22,597.85	928.73	0.00	0.00	928.73	23,526.58
242	Elections Special	18,931.95	0.00	18,931.95	851.36	0.00	0.00	851.36	19,783.31
243	Guardianship	29,681.44	0.00	29,681.44	2,111.66	0.00	0.00	2,111.66	31,793.10
244	CC-Technology	2,820.99	0.00	2,820.99	334.14	0.00	0.00	334.14	3,155.13
245	DC-Technology	2,172.48	0.00	2,172.48	931.57	0.00	0.00	931.57	3,104.05
246	DC-Records Archive Fee	18,851.48	0.00	18,851.48	2,861.97	0.00	0.00	2,861.97	21,713.45
247	DC-CT Records Preservation	23,833.32	0.00	23,833.32	740.17	0.00	0.00	740.17	24,573.49
260	Law Library	42,221.02	0.00	42,221.02	6,876.11	(8,298.30)	0.00	(1,422.19)	40,798.83
305	Constable Forfeiture	2,752.99	0.00	2,752.99	5.41	(630.36)	0.00	(624.95)	2,128.04
	Total Special Revenue Funds	\$ 966,862.68	(1,615.00)	\$ 965,247.68	\$ 204,084.19	\$ (122,819.83)	\$ (1,108.50)	\$ 80,155.86	\$ 1,045,403.54
OTHER FUNDS									
250	Right of Way	801,678.41	0.00	801,678.41	2,129.28	0.00	0.00	2,129.28	803,807.69
281	Community Supervision & Corr.	336,578.89	(48.57)	336,530.32	200,851.64	(207,153.43)	0.00	(6,301.79)	330,228.53
290	Juvenile Probation Department	31,591.27	0.00	31,591.27	110,175.00	(129,865.45)	0.00	(19,690.45)	11,900.82
892	Historical Commission	46,277.53	(200.00)	46,077.53	235.90	(1,254.30)	0.00	(1,018.40)	45,059.13
	Total Other Funds	\$ 1,216,126.10	\$ (248.57)	\$ 1,215,877.53	\$ 313,391.82	\$ (338,273.18)	\$ -	\$ (24,881.36)	\$ 1,190,996.17
	TOTAL BUDGETED FUNDS	\$ 17,496,599.01	\$ 7.13	\$ 17,496,806.14	\$ 18,614,733.15	\$ (8,917,730.18)	\$ 16,379.79	\$ 7,713,382.76	\$ 25,209,988.90
NON-BUDGETED AND NON-COUNTY FUNDS									
880	Treasurer's State Fees	66,269.79	0.00	66,269.79	134,366.77	(157,589.09)	(16,376.71)	(39,599.03)	26,670.76
891	Payroll Fund	(0.00)	0.00	(0.00)	0.00	(0.00)	0.00	0.00	(0.00)
999	Upper Sabine Valley Waste Mgmt	386,918.09	(7.13)	386,910.96	602,525.44	(303,337.17)	(3.08)	299,185.19	686,096.15
	TOTAL NON-BUDGETED FUNDS	\$ 453,187.88	(7.13)	\$ 453,180.75	\$ 736,892.21	\$ (460,926.26)	\$ (16,379.79)	\$ 259,586.16	\$ 712,766.91
	TOTAL CASH IN POOLED ACCOUNTS	\$ 17,949,786.89	\$ 0.00	\$ 17,949,786.89	\$ 17,351,625.36	\$ (9,378,656.44)	\$ -	\$ 7,972,968.92	\$ 25,922,755.81
CASH IN BANK - POOLED CASH ACCOUNTS									
890	AP Pooled Cash	272,820.64	0.00	272,820.64	697.43	(4,293,608.12)	4,840,000.00	547,089.31	819,909.95
890	Payroll Pooled Cash	118,355.00	0.00	118,355.00	722.99	(5,066,309.06)	5,487,000.00	421,413.93	539,768.93
890	Deposits Pooled Cash	2,407,421.44	0.00	2,407,421.44	17,309,758.29	(7,059.26)	(16,833,580.48)	469,118.55	2,876,539.99
890	CD Investments 60day Maturity	0.00	0.00	0.00	0.00	0.00	0.00	0.00	0.00
890	CD Investments 91day Maturity	(0.00)	0.00	(0.00)	0.00	0.00	0.00	0.00	(0.00)
890	CD Investments 6 month Maturity	0.00	0.00	0.00	0.00	0.00	0.00	0.00	0.00
890	CD Investments 12 month Maturity	2,268,308.61	0.00	2,268,308.61	8,158.33	0.00	0.00	8,158.33	2,276,466.94
890	CD Non-Depository	487,108.46	0.00	487,108.46	1,470.20	0.00	(1,369.06)	101.14	487,209.60
890	CDARS Investments	11,891,232.46	0.00	11,891,232.46	30,740.52	0.00	6,494,793.21	6,525,533.73	18,416,766.19
890	TexPool Pooled Investments	500,586.61	0.00	500,586.61	77.60	0.00	0.00	77.60	500,664.21
890	Jury Pooled Cash	3,953.67	0.00	3,953.67	0.00	(11,680.00)	13,156.33	1,476.33	5,430.00
	TOTAL CASH IN BANK - POOLED CASH ACCOUNTS	\$ 17,949,786.89	\$ -	\$ 17,949,786.89	\$ 17,351,625.36	\$ (9,378,656.44)	\$ (0.00)	\$ 7,972,968.92	\$ 25,922,755.81

COUNTY CLERK, WOOD COUNTY
 2015 FEB 24 AM 11:29 AM
 FILED FOR RECORD

FUND CODE	FUND NAME	CASH BALANCE 10/01/2014	REVISION PRIOR-MONTH	CASH BALANCE 10/01/2014	RECEIPTS	DISBURSEMENTS	TRANSFER IN/(OUT)	Net Change	CASH BALANCE 2/28/2015
CASH IN BANK - NON POOLED CASH ACCOUNTS - NON-BUDGETED, NON-COUNTY OR OTHER FUNDS									
BANK/TEXAS ACCOUNTS									
200	Road & Bridge CD RRC Restricted	\$ 25,839.62	\$ -	\$ 25,839.62	\$ 65.05	\$ -	\$ -	65.05	\$ 25,904.67
401	Grant Fund	0.00	0.00	0.00	27,235.00	(27,235.00)	0.00	0.00	0.00
601	Interest & Sinking	19,938.34	0.00	19,938.34	568.67	0.00	0.00	568.67	20,507.01
895	Health Plan	342,671.40	0.00	342,671.40	1,058,354.49	(1,186,963.83)	27,877.79	-100,731.55	241,939.85
895	Health Plan CD 91 day maturity	0.00	0.00	0.00	0.00	0.00	0.00	0.00	0.00
895	Health Plan CD 6 month maturity	0.00	0.00	0.00	0.00	0.00	0.00	0.00	0.00
895	Health Plan CD 12 month maturity	204,604.93	0.00	204,604.93	536.74	0.00	0.00	536.74	205,141.67
895	Health Plan CDARS	1,004,074.21	0.00	1,004,074.21	2,791.81	0.00	(27,877.79)	(25,085.98)	978,988.23
898	MRP/DPC Clearing	9,632.54	0.00	9,632.54	21,635.85	(23,070.36)	0.00	(1,434.51)	8,198.03
	JP1 Clearing	0.00	0.00	0.00	50,026.24	(35,515.20)	0.00	14,511.04	14,511.04
	JP2 Clearing	0.00	0.00	0.00	29,873.69	(18,781.14)	0.00	11,092.55	11,092.55
	JP3 Clearing Account	0.00	0.00	0.00	30,635.70	(22,223.03)	0.00	8,412.67	8,412.67
	JP4 Clearing Account	3,812.00	0.00	3,812.00	27,690.80	(26,000.20)	0.00	1,690.60	5,502.60
	RV Clearing Account	0.00	0.00	0.00	12,747.00	(12,632.00)	0.00	115.00	115.00
	Treasurer's Credit Card	0.00	0.00	0.00	1,126.00	(1,126.00)	0.00	0.00	0.00
999	USVSWMD CD TCEQ Restricted	12,403.01	0.00	12,403.01	31.22	0.00	0.00	31.22	12,434.23
TOTAL BANK/TEXAS - NON POOLED CASH ACCOUNTS		\$ 1,622,976.05	0.00	\$ 1,622,976.05	\$ 1,263,318.26	\$ (1,353,546.76)	\$ -	\$ (90,228.50)	\$ 1,532,747.55
TEXPOOL ACCOUNTS									
601	Interest & Sinking	35,945.35	0.00	35,945.35	5.51	0.00	0.00	5.51	35,950.86
895	Health Plan	1,147.23	0.00	1,147.23	0.00	0.00	0.00	0.00	1,147.23
TOTAL TEXPOOL - NON POOLED CASH ACCOUNTS		\$ 37,092.58	0.00	\$ 37,092.58	\$ 5.51	\$ 0.00	\$ 0.00	\$ 5.51	\$ 37,098.09
TOTAL CASH IN BANK - NON POOLED CASH ACCOUNTS		\$ 1,660,068.63	0.00	\$ 1,660,068.63	\$ 1,263,323.77	\$ (1,353,546.76)	\$ -	\$ (90,222.99)	\$ 1,569,845.64
TOTAL CASH IN BANK - ALL TREASURER'S ACCOUNTS		\$ 19,609,855.52	\$ -	\$ 19,609,855.52	\$ 18,614,949.13	\$ (10,732,203.20)	\$ (0.00)	\$ 7,882,745.93	\$ 27,492,601.45

Miscellaneous Information

Indebtedness as of 2/28/2015: \$0.00 Certificate of Obligation: Non-Certificates of Obligation: None
 RB Line of Credit-Railroad Commission \$25,000 CD Secured - Current Balance Available \$25,904

Bank Texas:	Cash Balance	\$ 26,467,629.55
Non-Depository Investments:	Cash Balance	487,209.60
TexPool:	Cash Balance	537,762.30
Total Cash Balance:		\$ 27,492,601.45

Bank Texas Interest Income:	\$ 13,290.33	
Non-Depository Interest Income:	1,470.20	
CDARS Interest Income:	33,532.63	
TexPool Interest Income:	83.11	
Total Interest Income	\$ 48,376.27	0.00

I, Becky S. Burford, County Treasurer, in and for the County of Wood, State of Texas, do hereby present the February 2015 Year-to-date Statement of Cash Accounts Activity, the attached Treasurer's Report of Cash Receipts and Disbursements, and the Report of Securities as true and correct statements, to the best of my knowledge, of accounts under the control of Wood County Treasurer and furthermore state that the fund balance on deposit earning interest in accordance with the Wood County Investment Policy and Wood County Depository Contract.

 Becky S. Burford, Wood County Treasurer

 Bryan Jones, County Judge

 Virginia Howard, Commissioner Precinct 1



 Jerry Gooden, Commissioner Precinct 2

 Roger Pace, Commissioner Precinct 3

 Russell Adger, Commissioner Precinct 4

 Terr Sellers, Auditor

ATTEST: _____
 Kelley Price, County Clerk



**WOOD COUNTY, TEXAS
 RECAP OF FUNDS BY BANK ACCOUNTS
 FOR THE YEAR-TO-DATE ENDING FEBRUARY 28, 2015**

Fund	Beginning Cash Balance	Y-T-D Receipts	Y-T-D Disbursements	Transfers	Ending Balance	BankTexas Quitman	Allocation of Cash			Total Cash
							BankTexas CDARS	Non-Depository Banks	TexPool	
200 Road & Bridge CD Restricted	\$ 25,839.62	\$ 65.05	\$ -	\$ -	\$ 25,904.67	\$ 25,904.67	\$ -	\$ -	\$ -	\$ 25,904.67
401 Texas Comm. Dev. Program	0.00	27,235.00	(27,235.00)	0.00	0.00	0.00	0.00	0.00	0.00	0.00
601 Interest and Sinking	55,883.69	574.18	0.00	0.00	56,457.87	20,507.01	0.00	0.00	35,950.86	56,457.87
890 Pooled Funds	3,303,137.36	17,311,256.31	(9,378,656.44)	(6,493,424.15)	4,742,313.08	4,241,648.87	0.00	0.00	500,664.21	4,742,313.08
890 Pooled CDs	14,646,649.53	40,369.05	0.00	6,493,424.15	21,180,442.73	2,276,466.94	18,416,766.19	487,209.60	0.00	21,180,442.73
895 Health Plan Fund	343,818.63	1,058,354.49	(1,186,963.83)	27,877.79	243,087.08	241,939.85	0.00	0.00	1,147.23	243,087.08
895 Health Plan CDs	1,208,679.14	3,328.55	0.00	(27,877.79)	1,184,129.90	205,141.67	978,988.23	0.00	0.00	1,184,129.90
898 Flex Savings Clearing	9,632.54	21,635.85	(23,070.36)	0.00	8,198.03	8,198.03	0.00	0.00	0.00	8,198.03
JP1 Clearing Account	0.00	50,026.24	(35,515.20)	0.00	14,511.04	14,511.04				14,511.04
JP2 Clearing Account	0.00	29,873.69	(18,781.14)	0.00	11,092.55	11,092.55				11,092.55
JP3 Clearing Account	0.00	30,635.70	(22,223.03)	0.00	8,412.67	8,412.67	0.00	0.00	0.00	8,412.67
JP4 Clearing Account	3,812.00	27,690.80	(26,000.20)	0.00	5,502.60	5,502.60	0.00	0.00	0.00	5,502.60
RV Park Clearing Account	0.00	12,747.00	(12,632.00)	0.00	115.00	115.00	0.00	0.00	0.00	115.00
Treasurer's Credit Card	0.00	1,126.00	(1,126.00)	0.00	0.00	0.00	0.00	0.00	0.00	0.00
999 USVSWMD CD Restricted*	<u>12,403.01</u>	<u>31.22</u>	<u>0.00</u>	<u>0.00</u>	<u>12,434.23</u>	<u>12,434.23</u>	<u>0.00</u>	<u>0.00</u>	<u>0.00</u>	<u>12,434.23</u>
Grand Total	\$ 19,609,855.52	\$ 18,614,949.13	\$ (10,732,203.20)	0.00	\$ 27,492,601.45	\$ 7,071,875.13	\$ 19,395,754.42	\$ 487,209.60	\$ 537,762.30	\$ 27,492,601.45

*Non-County Funds

FILED FOR RECORD
 2015 APR 24 AM 10:29
 COUNTY CLERK, WOOD COUNTY

SECURITIES PLEDGED TO WOOD COUNTY, TEXAS
Report as of February 28, 2015

ID	Pledge Date	Description	CUSIP	Maturity Date	Current Par	Market Value 1.31.15	Market Value 2.28.15
	01/06/2015	Ft. Bend Co MUD #46	346909GX6	9/1/18	\$425,000	\$438,502	\$435,974
	02/02/2015	Houston Cmnty CLG	44236PEF1	2/15/19	\$140,000	\$0	\$162,662
	01/06/2015	Lufkin ISD TX 19	549815LE6	2/15/19	\$250,000	\$259,492	\$257,363
	06/18/2012	Decatur, TX	243320GE2	3/1/19	150,000	162,828	161,939
10619	01/20/2012	Orange TX WW & SWR Rev	685287CA0	8/1/19	150,000	152,997	152,503
	01/06/2015	Eules-CTFS	298263J88	8/15/19	50,000	56,447	56,081
	01/06/2015	Floresville TX Electric	340405KF5	8/15/19	260,000	268,268	266,635
	02/02/2015	Hallsville	406342AD7	8/15/19	125,000	0	128,514
	01/05/2015	Mequite ISD-Sch Bldg	59079594C7	8/15/19	150,000	168,276	167,200
	12/30/2014	Slidell ISD	831389EA5	8/15/19	160,000	177,328	175,669
	12/30/2014	Springtown	851830DZ9	8/15/19	165,000	172,113	170,666
	02/07/2013	Waco TX ISD	929845RP2	8/15/19	145,000	160,139	158,656
	12/30/2014	Celina-CTFS OBLG	151141MF2	9/1/19	65,000	70,066	69,657
	01/17/2013	Dumas TX	264633GW2	9/1/19	375,000	393,979	390,622
	12/30/2014	Mineola, TX	602771JG3	9/1/19	165,000	189,206	187,372
	02/07/2013	Hewitt TX	428230NN2	11/1/19	110,000	116,945	116,262
	02/07/2013	Anahuac TX ISD	032645CZ4	2/15/20	100,000	119,128	117,548
	02/07/2013	Angelina Cnty TX	034717KW7	2/15/20	155,000	160,603	159,379
	02/07/2013	Arlingtor TX ISD	041826XC7	2/15/20	100,000	112,236	111,238
10615	12/21/2011	Denison TX GO	248379QD4	Released 02/02/2015		250,610	
	12/30/2014	Diboll CTFS OBLIGA	252867KU9	2/15/20	80,000	84,042	83,390
	02/07/2013	Ector TX ISD	279272CQ9	2/15/20	110,000	121,107	119,608
	12/30/2014	Edna ISD	281335FZ7	2/15/20	225,000	247,718	244,654
	02/07/2013	Jasper TX ISD	471844HP8	2/15/20	105,000	121,906	120,324
	12/30/2014	Ennis CTFS OBLIG	293425VN1	8/1/20	100,000	108,811	107,761
	02/01/2013	Kleinwood TX MUD	498575HS1	8/1/20	335,000	366,366	361,646
	02/01/2013	Sanger TX	800876DH4	8/1/20	100,000	110,382	109,151
	01/05/2015	Beeville-CTFS	077131JG6	8/15/20	70,000	72,590	71,686
	02/06/2013	Keller TX	487684U91	8/15/20	140,000	148,112	147,245
	02/01/2013	Lone Oak TX ISD	542218GA4	8/15/20	195,000	204,896	202,303
	12/31/2014	SPR ISD Schoolhouse TX	85000OP79	8/15/20	100,000	115,288	114,254
	12/31/2014	Sulphur Springs-Ref TX	865525QZ5	9/1/20	180,000	184,297	182,855
	12/31/2014	Upton CO-Ref TX	916813AY4	2/1/21	100,000	105,746	104,746
	12/31/2014	Arlingtor ISD Bldg	041826XP8	2/5/21	150,000	171,986	169,849
	12/31/2014	El Campo ISD	282783FP9	2/15/21	175,000	193,134	190,489
	02/06/2013	Jasper TX ISD	471844HQ6	2/15/21	105,000	124,696	122,905
	03/29/2012	Kyle TX - Assured Gly	501552EC3	2/15/21	500,000	543,825	538,535
	03/29/2012	Parmer County TX	701761AM0	2/15/21	215,000	232,983	229,807
	02/09/2013	Ferris TX	31569CT3	3/1/21	105,000	116,389	115,530
	12/31/2014	Caldwell Cnty	129006FH0	8/1/21	60,000	65,627	65,111
	12/31/2014	Round Rock Util Sys	779244BY7	8/1/21	100,000	112,665	111,647
	12/31/2014	Beeville-CTFS	077131JH4	8/15/21	70,000	74,530	73,491
	12/31/2014	Krum TX	501080DZ5	8/15/21	100,000	113,743	112,129
	12/31/2014	Celina-CTFS OBLG	151141MH8	9/1/21	70,000	76,487	75,711
10637	01/20/2012	Granbury TX Util Sys	385082HY1	9/15/21	220,000	250,206	248,116
	02/07/2013	West Univ Place TX	956398QW4	2/1/22	100,000	113,643	112,817
	02/07/2013	Japser TX ISD	471844HR4	2/15/22	110,000	132,284	129,610
	02/07/2013	Ferris TX	315669CU0	3/1/22	110,000	121,118	120,223
	01/17/2013	Celina TX	151141ND6	9/1/22	415,000	454,139	446,980
	12/31/2014	Lake Jackson Wtr/SWR	510066NW9	4/15/23	100,000	105,943	104,503
	12/31/2014	Washington Jr. Clg	938688TG3	10/1/23	100,000	113,413	111,676
	12/31/2014	Watauga-CTFS	941097PA9	2/1/24	100,000	104,862	102,778
	12/31/2014	Belton ISD	081077WG0	2/15/24	100,000	107,461	105,868
10639	01/20/2012	Quitman ISD Ref GO	749030CT7	2/15/24	490,000	553,279	544,106
	12/31/2014	Hallsville-CTFS	406342AJ4	8/15/14	135,000	141,067	138,008
	12/31/2014	Lago Vista ISD	507075KC2	8/15/24	135,000	149,066	146,188
	01/17/2013	Lumberton TX MUD	550227BG6	8/15/24	280,000	288,576	283,262
	12/31/2014	TX Tech	88276RCC4	8/1/25	105,000	112,893	111,422
	12/31/2014	Beeville-CTFS	077131JM3	8/15/15	155,000	173,964	168,364
	01/03/2013	MBS GNMA I PLATINUM	3622A2A93	7/15/27	541,537	589,247	574,695
	12/31/2014	Watauga-CTFS	941097PE1	2/1/28	105,000	111,875	108,907
	10/02/2014	FHLMC 20 YR	3128P7QU0	4/3/31	1,792,506	2,041,190	2,001,108
					\$11,824,043	\$12,910,715	\$12,779,128

COUNTY CLERK, WOOD COUNTY, TEXAS
 2015 Apr 24 10:10 AM
 FILED FOR RECORD

Total BankTexas Account Balances as of report date: \$ 10,183,811 \$ 7,256,516

126.78% 176.11%

NOTE: FDIC insurance coverage is in addition to listed securities.

WOOD COUNTY, TEXAS

INVESTMENT ACTIVITY FOR FEBRUARY 28, 2015

02/28/2015

CD ID	Description	Bank	Acct	Lock Box BT	Term	Days to Maturity	Original Principal	Prior Balance	Purchases/Deposits	Interest Credited	Withdrawals	Current Balance	This Month's	Accumulated	
								01/31/2015				02/28/2015	Unpaid Interest	Unpaid Interest	
16	*7485 DPC 12 MONTH	BT	DPC		365	255	\$ 500,000.00	\$ 511,021.03		\$ 271.26		\$ 511,292.29	\$ 175.10	\$ 175.10	
17	*7507 DPC 12 MONTH	BT	DPC		365	255	250,000.00	255,510.53		135.63		255,646.16	87.55	87.55	
18	*7523 HP 12 MONTH	BT	HP		365	255	75,000.00	76,653.09		40.69		76,693.78	26.26	26.26	
58	*182 DPC 365 DAY	CNB	DPC		365	229	124,200.00	124,372.17		0.00		124,372.17	52.47	86.20	
59	*183 DPC 365 DAY	CNB	DPC		365	229	124,200.00	124,372.17		0.00		124,372.17	52.47	86.20	
60	*884 DPC 365 DAY	FNBW	DPC		365	230	117,500.00	119,232.63		0.00		119,232.63	63.73	99.83	
61	*885 DPC 365 DAY	FNBW	DPC		365	230	117,500.00	119,232.63		0.00		119,232.63	63.73	99.83	
68G	CDARS 30 Month	BT*	DPC		910	243	600,000.00	610,562.90		0.00		610,562.90	515.48	570.66	
69G	CDARS HP 30 Month	BT*	HP		910	243	250,000.00	254,401.22		0.00		254,401.22	217.77	240.77	
72F & 72G	CDARS 30 Month	BT*	DPC		910	273	500,000.00	508,454.07		391.44		508,845.51	0.00	0.00	
79E	CDARS 13 Week x9	BT	DPC		910	369	400,000.00	405,017.41		0.00		405,017.41	311.30	966.49	
80E	CDARS 13 Week x9	BT	DPC		910	369	400,001.00	405,018.41		0.00		405,018.41	311.30	966.50	
81E	CDARS 13 Week x9	BT	DPC		910	369	400,002.00	405,019.42		0.00		405,019.42	311.31	966.49	
96	*4149 365 DAY	BT	DPC		365	306	500,000.00	503,475.82		241.39		503,717.21	17.25	17.25	
97	*4160 365 DAY	BT	HP		365	306	127,500.00	128,386.33		61.56		128,447.89	4.39	4.39	
107	CDARS 52 Week	BT	DPC		364	Redeemed	400,001.00	402,484.45		77.63	(402,562.08)	0.00	0.00	0.00	
111	CDARS 52 Week	BT	DPC		364	12	400,002.00	402,287.90		197.55		402,485.45	0.00	0.00	
113	CDARS 52 Week	BT	DPC		364	40	400,003.00	402,091.45		197.45		402,288.90	0.00	0.00	
114	CDARS 52 Week	BT	DPC		364	75	400,004.00	401,845.80		197.34		402,043.14	0.00	0.00	
115	CDARS 52 Week	BT	HP		364	89	95,000.00	95,414.00		46.85		95,460.85	0.00	0.00	
116	CDARS 52 Week	BT	DPC		364	103	400,005.00	401,649.56		197.24		401,846.80	0.00	0.00	
117	CDARS 52 Week	BT	DPC		364	131	400,006.00	401,453.40		197.14		401,650.54	0.00	0.00	
118	CDARS 52 Week	BT	DPC		364	145	700,001.00	702,361.50		344.91		702,706.41	0.00	0.00	
119	CDARS 52 Week	BT	HP		364	145	100,000.00	100,337.22		49.27		100,386.49	0.00	0.00	
120	CDARS 52 Week	BT	DPC		364	153	700,002.00	702,276.31		344.86		702,621.17	0.00	0.00	
121	CDARS 52 Week	BT	DPC		364	166	400,007.00	401,208.12		197.02		401,405.14	0.00	0.00	
122	CDARS 52 Week	BT	DPC		364	166	700,003.00	702,104.93		344.78		702,449.71	0.00	0.00	
123	CD 24 month	BT	DPC		730	532	500,000.00	502,414.93		490.71		502,905.64	269.36	269.36	
124	CD 24 month	BT	DPC		730	532	500,000.00	502,414.93		490.71		502,905.64	269.36	269.36	
125	CDARS 52 Week	BT	DPC		364	194	400,008.00	401,012.20		196.93		401,209.13	0.00	0.00	
126	CDARS 52 Week	BT	DPC		364	194	700,004.00	701,761.34		344.63		702,105.97	0.00	0.00	
127	CDARS 52 Week	BT	DPC		364	229	400,009.00	400,767.21		196.80		400,964.01	0.00	0.00	
128	CDARS 52 Week	BT	DPC		364	229	500,000.00	500,947.71		245.99		501,193.70	0.00	0.00	
129	CDARS 52 Week	BT	HP		364	229	100,000.00	100,188.94		49.05		100,237.99	0.00	0.00	
130	CDARS 52 Week	BT	DPC		364	250	500,001.00	500,764.29		245.91		501,010.20	0.00	0.00	
131	CDARS 52 Week	BT	HP		364	250	127,500.00	127,694.64		62.71		127,757.35	0.00	0.00	
132	CDARS 52 Week	BT	HP		364	272	100,000.00	100,114.03		49.16		100,163.19	0.00	0.00	
133	CDARS 26 Week	BT	DPC		182	138	750,000.00	750,069.85		115.09		750,184.94	0.00	0.00	
134	CDARS 26 Week	BT	HP		182	138	125,000.00	125,011.64		19.18		125,030.82	0.00	0.00	
135	CDARS 26 Week	BT	DPC		182	145	1,250,000.00	1,250,068.49		191.78		1,250,260.27	0.00	0.00	
136	CDARS 13 Week	BT	DPC		91	54	1,250,000.00	1,250,068.50		191.79		1,250,260.29	0.00	0.00	
137	CDARS 52 Week	BT	DPC		364	327	402,250.00	402,320.53		197.56		402,518.09	0.00	0.00	
138	CDARS 13 Week	BT	HP		364	327	75,500.00	75,513.24		37.08		75,550.32	0.00	0.00	
139	CDARS 13 Week	BT	DPC		91	61	1,000,000.00	1,000,016.42		153.44		1,000,169.86	0.00	0.00	
140	CDARS 26 Week	BT	DPC		182	159	1,000,003.00	0.00	1,000,003.00	131.50		1,000,134.50	0.00	0.00	
141	CDARS 13 Week	BT	DPC		91	68	1,000,002.00	0.00	1,000,002.00	131.51		1,000,133.51	0.00	0.00	
142	CDARS 13 Week	BT	DPC		91	75	1,000,004.00	0.00	1,000,004.00	93.16		1,000,097.16	0.00	0.00	
143	CDARS 104 Week	BT	DPC		728	712	402,250.00	0.00	402,250.00	215.51		402,465.51	0.00	0.00	
144	CDARS 26 Week	BT	DPC		182	166	1,000,005.00	0.00	1,000,005.00	93.14		1,000,098.14	0.00	0.00	
Restricted	RB CD *1703 RRC	BT*	DPC		365	26	25,000.00	25,891.48		13.19		25,904.67	0.00	0.00	
Restricted	USV CD *1639 TCEQ	BT*	DPC		365	25	12,000.00	12,427.90		6.33		12,434.23	0.00	0.00	
Total CDs							\$ 22,700,473.00	\$ 18,395,712.74	\$ 4,402,264.00	\$ 7,496.87	\$ (402,562.08)	\$ 22,402,944.53	\$ 2,748.83	\$ 4,932.24	
TEXPOOL															
Deposit Pooled Cash							WAM								
		TxP	DPC		46	n/a		\$ 500,647.28		\$ 16.93		\$ 500,664.21	n/a	n/a	
	Interest & Sinking	TxP	I&S		46	n/a		35,949.67		1.19		35,950.86	n/a	n/a	
	Health Plan	TxP	HP		46	n/a		1,147.23		0.00	0.00	1,147.23	n/a	n/a	
Total Pools								\$ 537,744.18	\$ -	\$ 18.12	\$ -	\$ 537,762.30			
Insured Cash Sweeps Accounts															
Deposit Pooled Cash															
		BT*			n/a	n/a	n/a	\$ 4,015,206.19	\$ 1,138,706.97	\$ 524.11	\$ (2,909,609.98)	\$ 2,244,827.29	n/a	n/a	
	Accounts Payable Cash	BT*			n/a	n/a	n/a	895,251.99	651,145.81	117.62	(636,247.81)	910,267.61	n/a	n/a	
	Payroll Cash	BT*			n/a	n/a	n/a	1,378,917.23	179,516.08	156.83	(618,915.10)	939,675.04	n/a	n/a	
	Health Plan	BT*			n/a	n/a	n/a	319,677.76	99,239.47	37.71	(235,815.88)	183,139.06	n/a	n/a	
Total Sweeps								\$ 6,609,053.17	\$ 2,068,608.33	\$ 836.27	\$ (4,400,588.77)	\$ 4,277,909.00			
Total Investments							356		\$ 25,542,510.09	\$ 6,470,872.33	\$ 8,351.26	\$ (4,803,150.85)	\$ 27,218,582.83	\$ 2,748.83	\$ 4,932.24


COUNTY OF WOOD TEXAS
 FILED FOR PUBLIC RECORDS
 02/28/2015

										Investments By Type		
										BT - Traditional CD	\$ 2,481,608.61	9.12%
										BT - CDARS	19,395,754.42	71.26%
										Non-Depository CD	487,209.60	1.79%
										BT-Restricted CD	38,338.90	0.14%
										BT-ICS *	4,277,909.00	15.72%
										Pools	537,762.30	1.98%
										Total	\$ 27,218,582.83	100.00%

* Does not include in-transit items which can be either positive or negative.

Note **BT* - BankTexas is the county's placement bank for both CDARS and ICS accounts into other FDIC covered banks. For bank details use Supplement Investment Schedule.**

I hereby submit the above report in addition to attached Supplement Investment Schedule as the written report of investment transactions for all invested funds held by Wood County Treasurer for period shown above and certify that these investments are in compliance with the local investment policy and Public Funds Investment Act.


 Becky S. Burford, Wood County Treasurer
 Wood County Investment Officer

WOOD COUNTY, TEXAS
Supplement Investment Schedule
Summary of FDIC-Insured Institutions
Outside of Depository Bank
02/28/2015

Bank	Location	Balance	Reference	Term	Maturity Date	Recap By Type	Totals
City National Bank	Quitman, TX	\$ 248,744.34	CD 588 59	12 Month	10/15/2015	Local CD	\$ 487,209.60
First National Bank-Winnsboro, T	Winnsboro, TX	238,465.26	CD 608 61	12 Month	10/16/2015	Insured Cash Sweeps	4,277,909.00
Cardinal Bank		248,500.00	CDARS#68G	30 Month*	10/29/2015	CDARS	19,395,754.42
Northern Bank & Trust Co	Woburn, MA	248,500.00	CDARS#68G	30 Month*	10/29/2015		
The Washington Trust Company of	Westerly	113,562.90	CDARS#68G	30 Month*	10/29/2015		\$ 24,160,873.02
Amarillo National Bank	Amarillo, TX	119,464.12	CDARS#69G - HP	30 Month*	10/29/2015		
The Washington Trust Company	Westerly, RI	134,937.10	CDARS#69G - HP	30 Month*	10/29/2015		0.00
BBCN	Los Angeles, CA	248,521.04	CDARS#72G	13 week	02/26/2015		
First Security Bank	Mackinaw, IL	248,521.04	CDARS#72G	13 week	02/26/2015		
Machias Savings Bank	Machias, ME	11,803.43	CDARS#72G	13 week	02/26/2015		
Armstrong Bank	Muskogee, OK	143,234.68	CDARS#79E	30 Month*	03/03/2016		
Commercial Bank of California	Irvine, CA	13,282.73	CDARS#79E	30 Month*	03/03/2016		
Southwest Bank	Fort Worth, TX	248,500.00	CDARS#79E	30 Month*	03/03/2016		
AmericanWest Bank*	Spokane, WA	156,518.41	CDARS#80E	30 Month*	03/03/2016		
First State Bank of Forsyth	Forsyth, MT	248,500.00	CDARS#80E	30 Month*	03/03/2016		
AmericanWest Bank*	Spokane, WA	91,981.59	CDARS#81E	30 Month*	03/03/2016		
Commercial Bank of California	Irvine, CA	235,217.27	CDARS#81E	30 Month*	03/03/2016		
Independent Bank	McKinney, TX	40,160.88	CDARS#81E	30 Month*	03/03/2016		
Susquehanna Bank	Lititz, PA	37,659.68	CDARS#81E	30 Month*	03/03/2016		
Customers Bank	Wyomissing, PA	245,011.80	CDARS#111	52week	03/12/2015		
Independent Bank	McKinney, TX	17,944.43	CDARS#111	52week	03/12/2015		
Security Bank	Tulsa, OK	139,529.22	CDARS#111	52week	03/12/2015		
Citizens Savings Bank & Trust	Nashville, TN	244,891.55	CDARS#113	52week	04/09/2015		
Georgia Commerce Bank	Atlanta, GA	146,331.49	CDARS#113	52week	04/09/2015		
Rock Branch Community Bank	Nitro, WV	11,065.86	CDARS#113	52week	04/09/2015		
Access National Bank	Reston, VA	244,741.31	CDARS#114	52week	05/14/2015		
River City Bank	Sacramento, CA	157,301.83	CDARS#114	52week	05/14/2015		
Community Business Bank	West Sacramento, CA	95,460.65	CDARS#115-HP	52week	05/28/2015		
Industrial Bank	Washington DC	157,225.62	CDARS#116	52week	06/11/2015		
The PrivateBank and Trust Comp	Chicago, IL	244,621.18	CDARS#116	52week	06/11/2015		
Commerce Union Bank	Springfield, TN	142,335.12	CDARS#117	52week	07/09/2015		
FirstCapital Bank of Texas, N. A.	Midland, TX	241,990.83	CDARS#117	52week	07/09/2015		
Independent Bank	McKinney, TX	17,324.59	CDARS#117	52week	07/09/2015		
CrossFirst Bank	Leawood, KS	244,441.10	CDARS#118	52week	07/23/2015		
First NBC Bank	New Orleans, LA	180,356.55	CDARS#118	52week	07/23/2015		
The Farmers & Merchants State B	Archbold, OH	133,854.15	CDARS#118	52week	07/23/2015		
United Bank - Fairfax	Fairfax, Va	144,054.61	CDARS#118	52week	07/23/2015		
United Bank - Fairfax	Fairfax, Va	100,386.49	CDARS#119-HP	52week	07/23/2015		
EagleBank	Bethesda, MD	198,742.86	CDARS#120	52week	07/30/2015		
Farm Bureau Bank FSB	Sparks, NV	241,901.74	CDARS#120	52week	07/30/2015		
John Marshall Bank	Reston, VA	241,901.74	CDARS#120	52week	07/30/2015		
Susquehanna Bank	Lititz, PA	20,074.83	CDARS#120	52week	07/30/2015		
Armstrong Bank	Muskogee, OK	98,107.05	CDARS#121	52week	08/13/2015		
East West Bank	Pasadena, CA	23,077.38	CDARS#121	52week	08/13/2015		
Mutual of Omaha Bank	Omaha, NE	241,842.36	CDARS#121	52week	08/13/2015		
The First, A Natl Banking Associa	Hattisburg, MS	38,378.35	CDARS#121	52week	08/13/2015		
Bremer Bank, National Associatio	South St. Paul, MN	241,842.36	CDARS#122	52week	08/13/2015		
East West Bank	Pasadena, CA	218,764.99	CDARS#122	52week	08/13/2015		
Western Alliance Bank	Phoenix, AZ	241,842.36	CDARS#122	52week	08/13/2015		
Allegiance Bank Texas	Houston, Texas	156,977.95	CDARS#125	52week	09/10/2015		
Texas National Bank of Jacksonv	Jacksonville, TX	244,231.18	CDARS#125	52week	09/10/2015		
Allegiance Bank Texas	Houston, Texas	87,253.21	CDARS#126	52week	09/10/2015		
Bank Hapoalim BM	New York, NY	126,390.40	CDARS#126	52week	09/10/2015		
Lone Star State Bank of West Tex	Lubbock, TX	244,231.18	CDARS#126	52week	09/10/2015		
Progress Bank and Trust	Huntsville, AL	244,231.18	CDARS#126	52week	09/10/2015		
First United Bank and Trust Comp	Durant, OK	149,865.95	CDARS#127	52week	10/15/2015		
Independence Bank - Havre	Havre, MT	9,522.68	CDARS#127	52week	10/15/2015		
Kansas State Bank of Manhattan	Manhattan, KS	241,575.38	CDARS#127	52week	10/15/2015		
Crestmark Bank	Troy, MI	26,572.28	CDARS#128	52week	10/15/2015		
First United Bank and Trust Comp	Durant, OK	91,709.42	CDARS#128	52week	10/15/2015		
Mechanics & Farmers Bank	Ourham, NC	241,575.38	CDARS#128	52week	10/15/2015		
TriState Capital Bank	Pittsburgh, PA	141,336.62	CDARS#128	52week	10/15/2015		
TriState Capital Bank	Pittsburgh, PA	100,237.99	CDARS#129	52week	10/15/2015		
First Community Bank	Bluefield, VA	111,616.41	CDARS#130	52week	11/05/2015		
Happy State Bank	Happy, TX	113,729.09	CDARS#130	52week	11/05/2015		
Metropolitan Bank	Crystal Springs, MS	241,486.44	CDARS#130	52week	11/05/2015		
Town North Bank, N. A.	Dallas, TX	34,178.26	CDARS#130	52week	11/05/2015		
Happy State Bank	Happy, TX	127,757.35	CDARS#131	52week	11/05/2015		
Meridian Bank	Malvern, PA	13,263.76	CDARS#132	52week	11/27/2015		
Oakstar Bank	Springfield, MO	86,899.43	CDARS#132	52week	11/27/2015		
Business First Bank	Baton Rouge, LA	246,060.66	CDARS#133	26week	07/16/2015		
Great Southern Bank	Reeds Springs, MO	199,666.63	CDARS#133	26week	07/16/2015		
Iberiabank	Lafayette, LA	246,060.66	CDARS#133	26week	07/16/2015		
NewBridge Bank	Greensboro, NC	58,396.99	CDARS#133	26week	07/16/2015		
NewBridge Bank	Greensboro, NC	125,030.82	CDARS#134 -HP	26week	07/16/2015		
BOKF, National Association	Tulsa, OK	246,051.22	CDARS#135	26week	07/23/2015		
Central Bank Bank of St. Louis	Clayton, MO	215,115.19	CDARS#135	26week	07/23/2015		
EverBank	Jacksonville, FL	246,051.22	CDARS#135	26week	07/23/2015		
St. Louis Bank	Town and Country, MO	106,125.94	CDARS#135	26week	07/23/2015		
Texas Community Bank	Laredo, TX	246,051.22	CDARS#135	26week	07/23/2015		
The Delaware County Bank & Tru	Lewis Center, OH	190,865.48	CDARS#135	26week	07/23/2015		
Arvest Bank	Fayetteville, AR	246,551.33	CDARS#136	13week	04/23/2015		
Citizens Business Bank	Ontario, CA	246,551.33	CDARS#136	13week	04/23/2015		
Merchants Bank of Indiana	Lynn, IL	246,551.33	CDARS#136	13week	04/23/2015		
MB Financial Bank, N.A.	Chicago, IL	246,551.33	CDARS#136	13week	04/23/2015		
NewBridge Bank	Greensboro, NC	62,630.45	CDARS#136	13week	04/23/2015		
United Community Bank	Blarisville, GA	201,424.52	CDARS#136	13week	04/23/2015		
First NBC Bank	New Orleans, LA	63,880.36	CDARS#137	52week	01/21/2016		
Genesee Regional Bank	Rochester, NY	170,525.76	CDARS#137	52week	01/21/2016		
Old Line Bank	Bowie, MD	168,111.97	CDARS#137	52week	01/21/2016		
Old Line Bank	Bowie, MD	75,550.32	CDARS#138 -HP	52week	01/21/2016		
Amarillo National Bank	Amarillo, TX	129,057.80	CDARS#139	13week	04/30/2015		

FILED FOR REPORT
 APR 24 10:10 AM '15
 COUNTY CLERK, WOOD COUNTY

WOOD COUNTY, TEXAS
Supplement Investment Schedule
Summary of FDIC-Insured Institutions
Outside of Depository Bank
02/28/2015

Bank	Location	Balance	Reference	Term	Maturity Date	Recap By Type	Totals
Glacier Bank	Kalispell, MT	248,542.21	CDARS#139	13week	04/30/2015		
Independent Bank - McKinney	McKinney, TX	165,779.90	CDARS#139	13week	04/30/2015		
Regent Bank	Davie, FL	248,542.21	CDARS#139	13week	04/30/2015		
WesBanco Bank, Inc.	Wheeling, WV	208,247.74	CDARS#139	13week	04/30/2015		
City First Bank of D. C., NA	Washington DC	244,532.15	CDARS#140	26week	08/06/2015		
Genesee Regional Bank	Rochester, NY	73,097.43	CDARS#140	26week	08/06/2015		
Howard Bank	Elliott City, MD	113,142.43	CDARS#140	26week	08/06/2015		
LegacyTexas Bank	Plano, TX	44,005.79	CDARS#140	26week	08/06/2015		
Southern Bancorp Bank	Arkadelphia, AR	244,532.15	CDARS#140	26week	08/06/2015		
Western National Bank	Duluth, MN	244,532.15	CDARS#140	26week	08/06/2015		
WesBanco Bank, Inc.	Wheeling, WV	36,292.40	CDARS#140	26week	08/06/2015		
Central Bank Bank of St. Louis	Clayton, MO	30,933.66	CDARS#141	13week	05/07/2015		
Community Business Bank	West Sacramento, CA	146,019.20	CDARS#141	13week	05/07/2015		
Grandpoint Bank	Los Angeles, CA	248,532.68	CDARS#141	13week	05/07/2015		
Heritage Bank National Associati	Spicer, MN	194,725.56	CDARS#141	13week	05/07/2015		
Howard Bank	Elliott City, MD	131,389.73	CDARS#141	13week	05/07/2015		
Two Rivers Bank & Trust	Burlington, IA	248,532.68	CDARS#141	13week	05/07/2015		
Boston Private Bank & Trust Com	Boston, MA	248,523.15	CDARS#142	13week	05/14/2015		
Cass Commercial Bank	Bridgeton, MO	248,523.15	CDARS#142	13week	05/14/2015		
Pacific Western Bank	San Diego, CA	6,004.56	CDARS#142	13week	05/14/2015		
Pathfinder Bank	Oswego, NY	248,523.15	CDARS#142	13week	05/14/2015		
The Fairfield National Bank	Fairfield, IL	248,523.15	CDARS#142	13week	05/14/2015		
Bangor Savings Bank	Bangor, NE	240,128.58	CDARS#143	104 week	02/09/2017		
EagleBank	Bethesda, MD	42,020.50	CDARS#143	104 week	02/09/2017		
First National Bank of Michigan	Kalamazoo, MI	120,316.43	CDARS#143	104 week	02/09/2017		
Heritage Bank National Associati	Spicer, MN	49,804.68	CDARS#144	26week	08/13/2015		
Pinnacle Bank	Nashville, TN	244,522.77	CDARS#144	26week	08/13/2015		
The Bank of Missouri	Perryville, MO	216,725.15	CDARS#144	26week	08/13/2015		
Univest Bank & Trust Co.	Souderton, PA	244,522.77	CDARS#144	26week	08/13/2015		
Valley National Bank	Wayne, NJ	244,522.77	CDARS#144	26week	08/13/2015		
58281 American Riviera Bank	Santa Barbara, CA	0.02	ICS-AP	n/a	n/a		
9846 BB&T	Winston, Salem, NC	12.79	ICS-AP	n/a	n/a		
58479 Bank of Central Florida	Lakeland, FL	171,957.19	ICS-AP	n/a	n/a		
57919 ConnectOne Bank	Englewood Cliffs, NJ	245,037.59	ICS-AP	n/a	n/a		
8405 F&M Trust Co. of Chambersburg	Chambersburg, PA	245,014.76	ICS-AP	n/a	n/a		
10248 First International Bank & Trust	Waford City, ND	8.44	ICS-AP	n/a	n/a		
18429 Morton Community Bank	Morton, IL	3,214.18	ICS-AP	n/a	n/a		
28866 Oritani Bank	Township of Washingto	1.63	ICS-AP	n/a	n/a		
58415 Pacific Enterprise Bank	Irvine, CA	0.88	ICS-AP	n/a	n/a		
57497 Pathfinder Commercial Bank	Oswego, NY	0.53	ICS-AP	n/a	n/a		
3809 Peoples National Bank, N.A.	Mt. Vernon, IL	0.08	ICS-AP	n/a	n/a		
19536 South Central Bank, N.A.	Chicago, IL	245,014.76	ICS-AP	n/a	n/a		
5307 The First National Bank - Fox Vall	Neenah, WI	4.76	ICS-AP	n/a	n/a		
58281 American Riviera Bank	Santa Barbara, CA	61,911.11	ICS-DPC	n/a	n/a		
22441 AmericanWest Bank	Spokane, WA	73,055.82	ICS-DPC	n/a	n/a		
16803 Capital City Bank	Topoka, KS	1.34	ICS-DPC	n/a	n/a		
22769 Capstone Bank	Tuscaloosa, AL	1.34	ICS-DPC	n/a	n/a		
22683 CoBiz Bank	Denver, CO	14.76	ICS-DPC	n/a	n/a		
29839 Crossroads Bank	Wabash, IN	1.34	ICS-DPC	n/a	n/a		
8405 F&M Trust Co. of Chambersburg	Chambersburg, PA	16.11	ICS-DPC	n/a	n/a		
10248 First International Bank & Trust	Waford City, ND	15.54	ICS-DPC	n/a	n/a		
16060 First National Bank-Arcadia	Arcadia, LA	1.34	ICS-DPC	n/a	n/a		
58443 First Security Bank of Nevada	Las Vegas, NV	3.70	ICS-DPC	n/a	n/a		
34401 Front Range Bank	Lakewood, CO	112,106.03	ICS-DPC	n/a	n/a		
35525 Fsgbank, National Association	Chattanooga, TN	21.48	ICS-DPC	n/a	n/a		
28094 Home Bank	Lafayette, LA	245,036.24	ICS-DPC	n/a	n/a		
28092 Home Federal Bank	Sioux Falls, SD	245,037.59	ICS-DPC	n/a	n/a		
14327 Horizon Bank	Waverly, NE	1.34	ICS-DPC	n/a	n/a		
20693 Hudson Valley Bank	Yonkers, NY	245,033.56	ICS-DPC	n/a	n/a		
3664 Illinois National Bank	Springfield, IL	18.48	ICS-DPC	n/a	n/a		
14913 Lapeer County B&T Co.	Lapeer, MI	245,036.24	ICS-DPC	n/a	n/a		
1058 Magna Bank	Memphis, TN	245,036.20	ICS-DPC	n/a	n/a		
1058 Midwest BankCentre	St. Louis, MO	245,027.62	ICS-DPC	n/a	n/a		
18429 Morton Community Bank	Morton, IL	241,815.08	ICS-DPC	n/a	n/a		
57497 Pathfinder Commercial Bank	Oswego, NY	0.97	ICS-DPC	n/a	n/a		
9366 Peoples Bank	Mendenhall, MS	2.16	ICS-DPC	n/a	n/a		
3809 Peoples National Bank, N.A.	Mt. Vernon, IL	21.33	ICS-DPC	n/a	n/a		
5415 Security First Bank	Lincoln, NE	245,032.22	ICS-DPC	n/a	n/a		
19536 South Central Bank, N.A.	Chicago, IL	14.76	ICS-DPC	n/a	n/a		
32203 Summit State Bank	Santa Rosa, CA	21.48	ICS-DPC	n/a	n/a		
5307 The First National Bank - Fox Vall	Neenah, WI	5.55	ICS-DPC	n/a	n/a		
19608 The Park Bank	Madison WI	1.34	ICS-DPC	n/a	n/a		
6653 The Park National Bank	Newark, OH	40,482.67	ICS-DPC	n/a	n/a		
1553 The Shelby County State Bank	Harlan, IA	1.34	ICS-DPC	n/a	n/a		
12969 The Union Bank Company	Columbus Grove, OH	13.63	ICS-DPC	n/a	n/a		
2711 Traditional Bank, Inc.	Mount Sterling, KY	1.34	ICS-DPC	n/a	n/a		
15614 West Bank	West Des Moines, IA	22.92	ICS-DPC	n/a	n/a		
19850 West Gate Bank	Lincoln, NE	1.63	ICS-DPC	n/a	n/a		
5280 Winnona National Bank	Winona, MN	1.34	ICS-DPC	n/a	n/a		
19861 Yadkin Bank	Elkin, NC	10.35	ICS-DPC	n/a	n/a		
58281 American Riviera Bank	Santa Barbara, CA	183,110.49	ICS-HP	n/a	n/a		
9846 BB&T	Winston, Salem, NC	2.48	ICS-HP	n/a	n/a		
58479 Bank of Central Florida	Lakeland, FL	1.54	ICS-HP	n/a	n/a		
8405 F&M Trust Co. of Chambersburg	Chambersburg, PA	4.22	ICS-HP	n/a	n/a		
10248 First International Bank & Trust	Waford City, ND	0.38	ICS-HP	n/a	n/a		
58443 First Security Bank of Nevada	Las Vegas, NV	0.32	ICS-HP	n/a	n/a		
34401 Front Range Bank	Lakewood, CO	1.13	ICS-HP	n/a	n/a		
58415 Pacific Enterprise Bank	Irvine, CA	0.21	ICS-HP	n/a	n/a		
57497 Pathfinder Commercial Bank	Oswego, NY	7.81	ICS-HP	n/a	n/a		
3809 Peoples National Bank, N.A.	Mt. Vernon, IL	0.14	ICS-HP	n/a	n/a		
32203 Summit State Bank	Santa Rosa, CA	0.12	ICS-HP	n/a	n/a		
The First National Bank - Fox Vall	Neenah, WI	4.26	ICS-HP	n/a	n/a		

FILED FOR REPORT
 2/28/2015
 COUNTY CLERK, WOOD COUNTY, TEXAS

WOOD COUNTY, TEXAS
Supplement Investment Schedule
Summary of FDIC-Insured Institutions
Outside of Depository Bank

02/28/2015

Bank	Location	Balance	Reference	Term	Maturity Date	Recap By Type	Totals
12969 The Union Bank Company	Columbus Grove, OH	1.03	ICS-HP	n/a	n/a		
15614 West Bank	West Des Moines, IA	2.58	ICS-HP	n/a	n/a		
19850 West Gate Bank	Lincoln, NE	2.35	ICS-HP	n/a	n/a		
58281 American Riviera Bank	Santa Barbara, CA	0.12	ICS-PAY	n/a	n/a		
58479 Bank of Central Florida	Lakeland, FL	21.82	ICS-PAY	n/a	n/a		
840 F&M Trust Co. of Chambersburg	Chambersburg, PA	2.48	ICS-PAY	n/a	n/a		
10248 First International Bank & Trust	Watford City, ND	6.36	ICS-PAY	n/a	n/a		
35525 Fsgbank, National Association	Chattanooga, TN	245,014.76	ICS-PAY	n/a	n/a		
Oritani Bank	Township of Washington	0.84	ICS-PAY	n/a	n/a		
58415 Pacific Enterprise Bank	Irvine, CA	20.84	ICS-PAY	n/a	n/a		
57497 Pathfinder Commercial Bank	Oswego, NY	5.97	ICS-PAY	n/a	n/a		
3809 Peoples National Bank, N.A.	Mt. Vernon, IL	1.26	ICS-PAY	n/a	n/a		
19536 South Central Bank, NA	Chicago, IL	6.71	ICS-PAY	n/a	n/a		
58088 SouthPoint Bank	Birmingham, AL	1.34	ICS-PAY	n/a	n/a		
32203 Summit State Bank	Santa Rosa, CA	245,014.64	ICS-PAY	n/a	n/a		
5307 The First National Bank - Fox Vall	Neenah, WI	1.51	ICS-PAY	n/a	n/a		
6653 The Park National Bank	Newark, OH	204,538.80	ICS-PAY	n/a	n/a		
6784 United Bank - Parkersburg	Parkersburg, WV	245,037.59	ICS-PAY	n/a	n/a		
		<u>\$24,160,873.02</u>					
				* 30 Month is subject to placement realignment every 13 weeks			