



**WOOD COUNTY, TEXAS
COMBINED STATEMENT OF CASH ACCOUNTS ACTIVITY
FOR THE MONTH ENDING MARCH 31, 2015**

FUND CODE	FUND NAME	CASH BALANCE 2/28/2015	RECEIPTS	DISBURSEMENTS	TRANSFER IN/(OUT)	Net Change	CASH BALANCE 2/28/2015
BUDGETED FUNDS							
OPERATING FUNDS							
100	General	\$ 17,747,124.35	\$ 807,693.20	\$ (1,048,759.15)	\$ (68.08)	\$ (239,134.03)	\$ 17,507,990.32
200	Road and Bridge Fund	5,175,246.32	370,279.52	(270,073.97)	(11.92)	100,193.63	5,275,439.95
270	Tobacco Settlement Fund	51,218.52	0.00	0.00	0.00	0.00	51,218.52
	Total Operating Funds	\$ 22,973,589.19	\$ 1,177,972.72	\$ (1,318,833.12)	\$ (80.00)	\$ (138,940.40)	\$ 22,834,648.79
SPECIAL REVENUE FUNDS							
230	CC-Records Mgmt. & Preservation	353,662.52	12,505.73	(140.08)	0.00	12,365.67	366,028.19
231	General Records Mgmt. & Preservation	35,989.50	769.44	(760.12)	0.00	9.32	35,998.82
232	CC-Records Archive Fee	282,253.95	12,064.52	0.00	0.00	12,064.52	294,338.47
234	Courthouse Security	30,700.65	2,097.78	(1,793.26)	0.00	304.50	31,005.15
235	Hotel and Motel Tax	70,504.34	5,019.25	(12,785.17)	0.00	(7,765.92)	62,738.42
236	Child Welfare	1,483.37	3,058.48	0.00	0.00	3,058.48	4,541.85
238	Crime Victims Services	3,949.79	1.74	0.00	0.00	1.74	3,951.53
239	Justice Court Technology	57,593.25	636.42	(1,073.49)	0.00	(437.07)	57,156.18
240	DC-Records Mgmt & Preservation	38,690.19	322.58	0.00	0.00	322.58	39,012.77
241	JP Building Security Fee	23,526.58	159.05	0.00	0.00	159.05	23,685.63
242	Elections Special	19,783.31	8.76	0.00	0.00	8.76	19,792.07
243	Guardianship	31,793.10	254.14	0.00	0.00	254.14	32,047.24
244	CC-Technology	3,155.13	125.44	0.00	0.00	125.44	3,280.57
245	DC-Technology	3,104.05	136.53	0.00	0.00	136.53	3,240.58
246	DC-Records Archive Fee	21,713.45	359.67	0.00	0.00	359.67	22,073.12
247	DC-CT Records Preservation	24,573.49	121.91	0.00	0.00	121.91	24,695.40
260	Law Library	40,798.83	993.13	(2,254.80)	0.00	(1,261.67)	39,537.16
305	Constable Forfeiture	2,128.04	0.90	0.00	0.00	0.90	2,128.94
	Total Special Revenue Funds	\$ 1,045,403.54	\$ 38,655.45	\$ (18,806.90)	\$ 0.00	\$ 19,848.55	\$ 1,065,252.09
OTHER FUNDS							
250	Right of Way	803,807.69	378.17	0.00	0.00	378.17	804,185.86
281	Community Supervision & Corr.	330,228.53	92,247.07	(37,504.56)	0.00	54,742.51	384,971.04
290	Juvenile Probation Department	11,900.82	22,035.00	(19,105.58)	80.00	3,009.42	14,910.24
892	Historical Commission	45,059.13	38.38	(222.95)	0.00	(164.57)	44,874.56
	Total Other Funds	\$ 1,190,996.17	\$ 114,696.62	\$ (56,833.09)	\$ 80.00	\$ 57,945.53	\$ 1,248,941.70
	TOTAL BUDGETED FUNDS	\$ 25,209,968.90	\$ 1,331,326.79	\$ (1,392,473.11)	\$ -	\$ (61,146.32)	\$ 25,148,842.58
NON-BUDGETED AND NON-COUNTY FUNDS							
880	Treasurer's State Fees	26,670.76	25,839.73	0.00	0.00	25,839.73	52,510.49
891	Payroll Fund	(0.00)	0.00	0.00	0.00	0.00	(0.00)
999	Upper Sabine Valley Waste Mgmt	688,096.15	107,636.19	(92,826.34)	0.00	14,809.85	700,906.00
	TOTAL NON-BUDGETED FUNDS	\$ 712,766.91	\$ 133,475.92	\$ (92,826.34)	\$ -	\$ 40,649.58	\$ 753,416.49
	TOTAL CASH IN POOLED ACCOUNTS	\$ 25,922,755.81	\$ 1,464,802.71	\$ (1,485,299.45)	\$ -	\$ (20,496.74)	\$ 25,902,259.07
CASH IN BANK - POOLED CASH ACCOUNTS							
890	AP Pooled Cash	819,909.95	124.54	(560,572.96)	180,000.00	(380,448.42)	439,461.53
890	Payroll Pooled Cash	539,768.93	141.31	(924,248.49)	855,000.00	(69,105.18)	470,663.75
890	Deposits Pooled Cash	2,876,539.99	1,453,681.98	0.00	(1,034,938.92)	418,743.06	3,295,283.05
890	CD Investments 60day Maturity	0.00	0.00	0.00	0.00	0.00	0.00
890	CD Investments 91day Maturity	(0.00)	0.00	0.00	0.00	0.00	(0.00)
890	CD Investments 6 month Maturity	0.00	0.00	0.00	0.00	0.00	0.00
890	CD Investments 12 month Maturity	2,276,466.94	1,522.41	0.00	0.00	1,522.41	2,277,989.35
890	CD Non-Depository	487,209.60	0.00	0.00	0.00	0.00	487,209.60
890	CDARS Investments	18,416,766.19	9,312.05	0.00	(61.08)	9,250.97	18,426,017.16
890	TexPool Pooled Investments	500,664.21	20.42	0.00	0.00	20.42	500,684.63
890	Jury Pooled Cash	5,430.00	0.00	(480.00)	0.00	(480.00)	4,950.00
	TOTAL CASH IN BANK - POOLED CASH ACCOUNTS	\$ 25,922,755.81	\$ 1,464,802.71	\$ (1,485,299.45)	\$ 0.00	\$ (20,496.74)	\$ 25,902,259.07
			0.00	0.00	(0.00)	(0.00)	0.00

FILED FOR RECORD
 2015 APR 24 10:38 AM
 COUNTY CLERK WOOD COUNTY

0.00

FUND CODE	FUND NAME	CASH BALANCE 2/28/2015	RECEIPTS	DISBURSEMENTS	TRANSFER IN(OUT)	Net Change	CASH BALANCE 2/28/2015
CASH IN BANK - NON POOLED CASH ACCOUNTS - NON-BUDGETED, NON-COUNTY OR OTHER FUNDS							
BANKTEXAS ACCOUNTS							
200	Road & Bridge CD RRC Restricted	\$ 25,904.67	\$ 11.92	\$0.00	\$0.00	\$11.92	\$ 25,916.59
401	Grant Fund	0.00	12,215.00	(12,215.00)	0.00	0.00	0.00
601	Interest & Sinking	20,507.01	178.53	0.00	0.00	178.53	20,685.54
895	Health Plan	241,939.85	226,352.33	(159,120.39)	0.00	67,231.94	309,171.79
895	Health Plan CD 91 day maturity	0.00	0.00	0.00	0.00	0.00	0.00
895	Health Plan CD 6 month maturity	0.00	0.00	0.00	0.00	0.00	0.00
895	Health Plan CD 12 month maturity	205,141.67	104.95	0.00	0.00	104.95	205,246.62
895	Health Plan CDARS	978,988.23	347.05	0.00	0.00	347.05	979,335.28
898	MRP/DPC Clearing	8,198.03	4,151.30	(4,697.29)	0.00	(545.99)	7,652.04
	JP1 Clearing	14,511.04	14,397.57	(15,014.04)	0.00	(616.47)	13,894.57
	JP2 Clearing	11,092.55	11,204.45	(11,468.60)	0.00	(264.15)	10,828.40
	JP3 Clearing	8,412.67	6,557.60	(9,760.92)	0.00	(3,203.32)	5,209.35
	JP4 Clearing	5,502.60	5,350.70	(5,602.80)	0.00	(451.90)	5,050.70
	RV Clearing	115.00	5,751.00	(3,993.00)	0.00	1,758.00	1,873.00
	Treasurer's Credit Card	0.00	0.00	0.00	0.00	0.00	0.00
999	USVSWMD CD TCEQ Restricted	12,434.23	5.72	0.00	0.00	5.72	12,439.95
	TOTAL BANKTEXAS - NON POOLED CASH ACCOUNTS	\$ 1,532,747.55	\$ 286,628.12	\$ (222,071.84)	\$0.00	\$ 64,556.28	\$ 1,597,303.83
TEXPOOL ACCOUNTS							
601	Interest & Sinking	35,950.86	1.51	0.00	0.00	1.51	35,952.37
895	Health Plan	1,147.23	0.00	0.00	0.00	0.00	1,147.23
	TOTAL TEXPOOL - NON POOLED CASH ACCOUNTS	\$ 37,098.09	\$ 1.51	\$0.00	\$0.00	\$ 1.51	\$ 37,099.60
	TOTAL CASH IN BANK - NON POOLED CASH ACCOUNTS	\$ 1,569,845.64	\$ 286,629.63	\$ (222,071.84)	\$0.00	\$ 64,557.79	\$ 1,634,403.43
	TOTAL CASH IN BANK - ALL TREASURER'S ACCOUNTS	\$ 27,492,601.45	\$ 1,751,432.34	\$ (1,707,371.29)	\$0.00	\$ 44,061.05	\$ 27,536,662.50

Miscellaneous Information

Indebtedness as of 3/31/2015: \$0.00 Certificate of Obligation: None
 RB Line of Credit-Railroad Commission \$25,000 CD Secured - Current Balance Available \$25,916

Bank Texas (including CDARS)	\$ 26,511,668.67	
Non-Depository Investments	487,209.60	
TexPool:	537,784.23	
Total	\$ 27,536,662.50	0.00
Bank Texas Interest Income: Interest Rate 0.01%-0.20%	\$ 901.05	
Certificates of Deposit: Interest Rates Varies	1,645.00	
CDARS Interest Income	9,659.10	
TexPool Interest Income: Interest Rate 0.03%	21.93	
Total Interest Income	\$ 12,227.08	0.00

I, Becky S. Burford, County Treasurer, in and for the County of Wood, State of Texas, do hereby present the March 2015 Statement of Cash Accounts Activity, the attached Treasurer's Report of Cash Receipts and Disbursements, and the Report of Securities as true and correct statements, to the best of my knowledge, of accounts under the control of Wood County Treasurer and furthermore state that the fund balance on deposit furthermore state that the fund balances are on deposit earning interest in accordance with the Wood County Investment Policy and Wood County Depository Contract earning interest in accordance with the Wood County Investment Policy and Wood County Depository Contract.

Presented, examined, and accepted at the regular term of Commissioners Court on this the 24th day of April 2015.

Becky S. Burford

 Becky S. Burford, Wood County Treasurer

Bryan Jones

 Bryan Jones, County Judge

Virgil Holland, Jr.

 Virgil Holland, Jr., Commissioner Precinct 1

Jerry Galt

 Jerry Galt, Commissioner Precinct 2

Russell Ackers

 Russell Ackers, Commissioner Precinct 3

Russell Ackers


 Russell Ackers, Commissioner Precinct 4

Paul Collins

 Paul Collins, Auditor

Kelley Price


 Kelley Price, County Clerk



**WOOD COUNTY, TEXAS
 RECAP OF FUNDS BY BANK ACCOUNTS
 FOR THE MONTH OF MARCH 2015**

Fund	Beginning Cash Balance	M-T-D Receipts	M-T-D Disbursements	Transfers	Ending Balance	BankTexas Quitman	-----Allocation of Cash-----			Total Cash
							BankTexas CDARS	Non-Depository Banks	TexPool	
200 Road & Bridge CD Restricted	\$ 25,904.67	\$11.92	\$0.00	\$0.00	\$25,916.59	\$25,916.59	\$0.00	\$0.00	\$0.00	\$25,916.59
401 Texas Comm. Dev. Program	0.00	12,215.00	(12,215.00)	0.00	0.00	0.00	0.00	0.00	0.00	0.00
601 Interest and Sinking	56,457.87	180.04	0.00	0.00	56,637.91	20,685.54	0.00	0.00	35,952.37	56,637.91
890 Pooled Funds	4,742,313.08	1,453,968.25	(1,485,299.45)	61.08	4,711,042.96	4,210,358.33	0.00	0.00	500,684.63	4,711,042.96
890 Pooled CDs	21,180,442.73	10,834.46	0.00	(61.08)	21,191,216.11	2,277,989.35	18,426,017.16	487,209.60	0.00	21,191,216.11
895 Health Plan Fund	243,087.08	226,352.33	(159,120.39)	0.00	310,319.02	309,171.79	0.00	0.00	1,147.23	310,319.02
895 Health Plan CDs	1,184,129.90	452.00	0.00	0.00	1,184,581.90	205,246.62	979,335.28	0.00	0.00	1,184,581.90
898 MRP/DPC Clearing	8,198.03	4,151.30	(4,597.29)	0.00	7,652.04	7,652.04	0.00	0.00	0.00	7,652.04
JP1 Clearing	14,511.04	14,397.57	(15,014.04)	0.00	13,894.57	13,894.57	0.00	0.00	0.00	13,894.57
JP2 Clearing	11,092.55	11,204.45	(11,468.60)	0.00	10,828.40	10,828.40	0.00	0.00	0.00	10,828.40
JP3 Clearing	8,412.67	6,557.60	(9,760.92)	0.00	5,209.35	5,209.35	0.00	0.00	0.00	5,209.35
JP4 Clearing	5,502.60	5,350.70	(5,802.60)	0.00	5,050.70	5,050.70	0.00	0.00	0.00	5,050.70
RV Park Clearing	115.00	5,751.00	(3,993.00)	0.00	1,873.00	1,873.00	0.00	0.00	0.00	1,873.00
Treasurer's Credit Card	0.00	0.00	0.00	0.00	0.00	0.00	0.00	0.00	0.00	0.00
999 USVSWMD CD Restricted*	12,434.23	5.72	0.00	0.00	12,439.95	12,439.95	0.00	0.00	0.00	12,439.95
Grand Total	\$27,492,601.45	\$ 1,751,432.34	\$ (1,707,371.29)	\$ 0.00	\$27,536,662.50	\$ 7,106,316.23	\$ 19,405,352.44	\$ 487,209.60	\$ 537,784.23	\$ 27,536,662.50
*Non-County Funds										

FILED FOR RECORD
 MAR 24 4:10 PM
 COUNTY CLERK, WOOD COUNTY, TEXAS



**WOOD COUNTY, TEXAS
COMBINED STATEMENT OF CASH ACCOUNTS ACTIVITY
FOR THE YEAR-TO-DATE ENDING MARCH 31, 2015**

FUND CODE	FUND NAME	CASH BALANCE	REVISION PRIOR-MONTH	CASH BALANCE	YEAR-TO-DATE RECEIPTS	YEAR-TO-DATE DISBURSEMENTS	TRANSFER IN/(OUT)	Net Change	CASH BALANCE
		10/01/2014	RECLASSES	10/01/2014					3/31/2015
BUDGETED FUNDS									
OPERATING FUNDS									
100	General	\$ 12,193,457.63	\$ 33,355.55	\$ 12,226,813.18	\$ 12,438,438.68	\$ (7,174,746.80)	\$ 17,485.26	\$ 5,281,177.14	\$ 17,507,990.32
200	Road and Bridge Fund	3,068,934.08	(31,484.85)	3,037,449.23	4,836,791.18	(2,598,723.49)	(76.97)	2,237,990.72	5,275,439.95
270	Tobacco Settlement Fund	51,218.52	0.00	51,218.52	0.00	0.00	0.00	0.00	51,218.52
	Total Operating Funds	\$ 15,313,610.23	\$ 1,870.70	\$ 15,315,480.93	\$ 17,275,229.86	\$ (9,773,470.29)	\$ 17,408.29	\$ 7,519,167.86	\$ 22,834,648.79
SPECIAL REVENUE FUNDS									
230	CC-Records Mgmt. & Preservation	307,459.50	(10.00)	307,449.50	76,655.46	(18,968.27)	(1,108.50)	58,578.69	366,028.19
231	General Records Mgmt. & Preservation	38,536.82	(12.00)	38,524.82	5,791.00	(8,317.00)	0.00	(2,526.00)	35,998.82
232	CC-Records Archive Fee	245,602.50	0.00	245,602.50	73,930.47	(25,194.50)	0.00	48,735.97	294,338.47
234	Courthouse Security	29,327.23	0.00	29,327.23	13,320.38	(11,642.44)	0.00	1,677.92	31,005.15
235	Hotel and Motel Tax	81,988.20	(1,590.00)	80,398.20	43,263.08	(60,922.86)	0.00	(17,659.78)	62,738.42
236	Child Welfare	590.40	0.00	590.40	5,448.01	(1,496.56)	0.00	3,951.45	4,541.85
238	Crime Victims Services	3,850.69	0.00	3,850.69	100.84	0.00	0.00	100.84	3,951.53
239	Justice Court Technology	58,770.24	0.00	58,770.24	4,287.58	(5,901.64)	0.00	(1,614.06)	57,156.18
240	DC-Records Mgmt & Preservation	36,873.58	(3.00)	36,870.58	2,142.19	0.00	0.00	2,142.19	39,012.77
241	JP Building Security Fee	22,597.85	0.00	22,597.85	1,087.78	0.00	0.00	1,087.78	23,685.63
242	Elections Special	18,931.95	0.00	18,931.95	860.12	0.00	0.00	860.12	19,792.07
243	Guardianship	29,681.44	0.00	29,681.44	2,365.80	0.00	0.00	2,365.80	32,047.24
244	CC-Technology	2,820.99	0.00	2,820.99	459.58	0.00	0.00	459.58	3,280.57
245	DC-Technology	2,172.48	0.00	2,172.48	1,068.10	0.00	0.00	1,068.10	3,240.58
246	DC-Records Archive Fee	18,851.48	0.00	18,851.48	3,221.64	0.00	0.00	3,221.64	22,073.12
247	DC-CT Records Preservation	23,833.32	0.00	23,833.32	862.08	0.00	0.00	862.08	24,695.40
260	Law Library	42,221.02	0.00	42,221.02	7,869.24	(10,553.10)	0.00	(2,683.86)	39,537.16
305	Constable Forfeiture	2,752.99	0.00	2,752.99	6.31	(630.36)	0.00	(624.05)	2,128.94
	Total Special Revenue Funds	\$ 966,862.66	(1,615.00)	\$ 965,247.66	\$ 242,739.64	\$ (141,626.73)	\$ (1,108.50)	100,004.41	\$ 1,065,252.09
OTHER FUNDS									
250	Right of Way	801,678.41	0.00	801,678.41	2,507.45	0.00	0.00	2,507.45	804,185.86
281	Community Supervision & Corr.	336,578.89	(48.57)	336,530.32	293,098.71	(244,657.99)	0.00	48,440.72	384,971.04
290	Juvenile Probation Department	31,591.27	0.00	31,591.27	132,210.00	(148,971.03)	80.00	(16,681.03)	14,910.24
892	Historical Commission	46,277.53	(200.00)	46,077.53	274.28	(1,477.25)	0.00	(1,202.97)	44,874.56
	Total Other Funds	\$ 1,216,126.10	\$ (248.57)	\$ 1,215,877.53	\$ 428,090.44	\$ (395,106.27)	\$ 80.00	33,064.17	\$ 1,248,941.70
	TOTAL BUDGETED FUNDS	\$ 17,496,599.01	\$ 7.13	\$ 17,496,806.14	\$ 17,946,059.94	\$ (10,310,203.29)	\$ 16,379.79	7,652,236.44	\$ 25,148,842.58
NON-BUDGETED AND NON-COUNTY FUNDS									
880	Treasurer's State Fees	66,269.79	0.00	66,269.79	160,206.50	(157,589.09)	(16,376.71)	(13,759.30)	52,510.49
891	Payroll Fund	(0.00)	0.00	(0.00)	0.00	(0.00)	0.00	0.00	(0.00)
999	Upper Sabine Valley Waste Mgmt	386,918.09	(7.13)	386,910.96	710,161.63	(396,163.51)	(3.08)	313,995.04	700,906.00
	TOTAL NON-BUDGETED FUNDS	\$ 453,187.88	(7.13)	\$ 453,180.75	\$ 870,368.13	\$ (553,752.60)	\$ (16,379.79)	\$ 300,235.74	\$ 753,416.49
	TOTAL CASH IN POOLED ACCOUNTS	\$ 17,949,786.89	\$ 0.00	\$ 17,949,786.89	\$ 18,816,428.07	\$ (10,863,955.89)	\$ -	\$ 7,952,472.18	\$ 25,902,259.07
CASH IN BANK - POOLED CASH ACCOUNTS									
890	AP Pooled Cash	272,820.64	0.00	272,820.64	821.97	(4,854,181.08)	5,020,000.00	166,640.89	439,461.53
890	Payroll Pooled Cash	118,355.00	0.00	118,355.00	864.30	(5,990,555.55)	6,342,000.00	352,308.75	470,663.75
890	Deposits Pooled Cash	2,407,421.44	0.00	2,407,421.44	18,763,440.27	(7,059.26)	(17,868,519.40)	887,861.61	3,295,283.05
890	CD Investments 60day Maturity	0.00	0.00	0.00	0.00	0.00	0.00	0.00	0.00
890	CD Investments 91day Maturity	(0.00)	0.00	(0.00)	0.00	0.00	0.00	0.00	(0.00)
890	CD Investments 6 month Maturity	0.00	0.00	0.00	0.00	0.00	0.00	0.00	0.00
890	CD Investments 12 month Maturity	2,268,308.61	0.00	2,268,308.61	9,680.74	0.00	0.00	9,660.74	2,277,969.35
890	CD Non-Depository	487,108.46	0.00	487,108.46	1,470.20	0.00	(1,369.06)	101.14	487,209.60
890	CDARS Investments	11,891,232.46	0.00	11,891,232.46	40,052.57	0.00	6,494,732.13	6,534,784.70	18,426,017.16
890	TexPool Pooled Investments	500,586.61	0.00	500,586.61	98.02	0.00	0.00	98.02	500,684.63
890	Jury Pooled Cash	3,953.67	0.00	3,953.67	0.00	(12,160.00)	13,156.33	996.33	4,950.00
	TOTAL CASH IN BANK - POOLED CASH ACCOUNTS	\$ 17,949,786.89	\$ -	\$ 17,949,786.89	\$ 18,816,428.07	\$ (10,863,955.89)	\$ 0.00	\$ 7,952,472.18	\$ 25,902,259.07

COUNTY CLERK, WOOD COUNTY, TEXAS
 2015 APR 24 AM 10:21
 FILED FOR RECORD

FUND CODE	FUND NAME	CASH BALANCE 10/01/2014	REVISION PRIOR-MONTH RECLASSES	CASH BALANCE 10/01/2014	RECEIPTS	DISBURSEMENTS	TRANSFER IN/(OUT)	Net Change	CASH BALANCE 3/31/2015
CASH IN BANK - NON POOLED CASH ACCOUNTS - NON-BUDGETED, NON-COUNTY OR OTHER FUNDS									
BANKTEXAS ACCOUNTS									
200	Road & Bridge CD RRC Restricted	\$ 25,839.62	\$ -	\$ 25,839.62	\$ 76.97	\$ -	\$ -	76.97	\$ 25,916.59
401	Grant Fund	0.00	0.00	0.00	39,450.00	(39,450.00)	0.00	0.00	0.00
601	Interest & Sinking	19,938.34	0.00	19,938.34	747.20	0.00	0.00	747.20	20,685.54
895	Health Plan	342,671.40	0.00	342,671.40	1,284,706.82	(1,346,084.22)	27,877.79	-33,499.61	309,171.79
895	Health Plan CD 91 day maturity	0.00	0.00	0.00	0.00	0.00	0.00	0.00	0.00
895	Health Plan CD 6 month maturity	0.00	0.00	0.00	0.00	0.00	0.00	0.00	0.00
895	Health Plan CD 12 month maturity	204,604.93	0.00	204,604.93	641.69	0.00	0.00	641.69	205,246.62
895	Health Plan CDARS	1,004,074.21	0.00	1,004,074.21	3,138.86	0.00	(27,877.79)	(24,738.93)	979,335.28
898	MRP/DPC Clearing	9,632.54	0.00	9,632.54	25,787.15	(27,767.65)	0.00	(1,980.50)	7,652.04
	JP1 Clearing	0.00	0.00	0.00	64,423.81	(50,529.24)	0.00	13,894.57	13,894.57
	JP2 Clearing	0.00	0.00	0.00	41,078.14	(30,249.74)	0.00	10,828.40	10,828.40
	JP3 Clearing Account	0.00	0.00	0.00	37,193.30	(31,983.95)	0.00	5,209.35	5,209.35
	JP4 Clearing Account	3,812.00	0.00	3,812.00	33,041.50	(31,802.80)	0.00	1,238.70	5,050.70
	RV Clearing Account	0.00	0.00	0.00	18,498.00	(16,625.00)	0.00	1,873.00	1,873.00
	Treasurer's Credit Card	0.00	0.00	0.00	1,126.00	(1,126.00)	0.00	0.00	0.00
999	USVSWMD CD TCEQ Restricted	12,403.01	0.00	12,403.01	36.94	0.00	0.00	36.94	12,439.95
	TOTAL BANKTEXAS - NON POOLED CASH ACCOUN	\$ 1,622,976.05	0.00	\$ 1,622,976.05	\$ 1,549,946.38	\$ (1,575,618.60)	\$ -	\$ (25,672.22)	\$ 1,597,303.83
TEXPOOL ACCOUNTS									
601	Interest & Sinking	35,945.35	0.00	35,945.35	7.02	0.00	0.00	7.02	35,952.37
895	Health Plan	1,147.23	0.00	1,147.23	0.00	0.00	0.00	0.00	1,147.23
	TOTAL TEXPOOL - NON POOLED CASH ACCOUNTS	\$ 37,092.58	0.00	\$ 37,092.58	\$ 7.02	\$ 0.00	\$ 0.00	\$ 7.02	\$ 37,099.60
	TOTAL CASH IN BANK - NON POOLED CASH ACCOUNTS	\$ 1,660,068.63	0.00	\$ 1,660,068.63	\$ 1,549,953.40	\$ (1,575,618.60)	\$ -	\$ (25,665.20)	\$ 1,634,403.43
	TOTAL CASH IN BANK - ALL TREASURER'S ACCOUNTS	\$ 19,609,855.52	\$ -	\$ 19,609,855.52	\$ 20,366,381.47	\$ (12,439,574.49)	\$ 0.00	\$ 7,926,806.98	\$ 27,536,662.50

Miscellaneous Information

Indebtedness as of 2/28/2015: \$0.00 Certificate of Obligation: Non Certificates of Obligation: None
 RB Line of Credit-Railroad Commission \$25,000 CD Secured - Current Balance Available \$25,904

Bank Texas:	Cash Balance	\$ 26,511,668.67
Non-Depository Investments:	Cash Balance	487,209.60
	TexPool:	537,784.23
	Total Cash Balance:	\$ 27,536,662.50

Bank Texas Interest Income:	\$ 15,836.38	
Non-Depository Interest Income	1,470.20	
CDARS Interest Income	43,191.73	
TexPool Interest Income:	105.04	
Total Interest Income	\$ 60,603.35	0.00

I, Becky S. Burford, County Treasurer, in and for the County of Wood, State of Texas, do hereby present the March 2015 Year-to-date Statement of Cash Accounts Activity, the attached Treasurer's Report of Cash Receipts and Disbursements, and the Report of Securities as true and correct statements, to the best of my knowledge, of accounts under the control of Wood County Treasurer and furthermore state that the fund balance on deposit earning interest in accordance with the Wood County Investment Policy and Wood County Depository Contract.

Becky S. Burford

 Becky S. Burford, Wood County Treasurer

Presented, examined, and accepted at the regular term of Commissioners Court on this the 24th day of April 2015.

Bryan James

 Bryan James, County Judge

Virgil Hall

 Virgil Hall, Commissioner Precinct 1

Jerry Hall

 Jerry Hall, Commissioner Precinct 2

Roger Pace

 Roger Pace, Commissioner Precinct 3

Russell Ackler


 Russell Ackler, Commissioner Precinct 4

Terri Sellers

 Terri Sellers, Auditor

Kelley Price

 Kelley Price, County Clerk



**WOOD COUNTY, TEXAS
 RECAP OF FUNDS BY BANK ACCOUNTS
 FOR THE YEAR-TO-DATE ENDING MARCH 31, 2015**

Fund	Beginning Cash Balance	Y-T-D Receipts	Y-T-D Disbursements	Transfers	Ending Balance	BankTexas Quitman	-----Allocation of Cash-----			Total Cash
							BankTexas CDARS	Non-Depository Banks	TexPool	
200 Road & Bridge CD Restricted	\$ 25,839.62	\$ 76.97	\$ -	\$ -	\$ 25,916.59	\$ 25,916.59	\$ -	\$ -	\$ -	\$ 25,916.59
401 Texas Comm. Dev. Program	0.00	39,450.00	(39,450.00)	0.00	0.00	0.00	0.00	0.00	0.00	0.00
601 Interest and Sinking	55,883.69	754.22	0.00	0.00	56,637.91	20,685.54	0.00	0.00	35,952.37	56,637.91
890 Pooled Funds	3,303,137.36	18,765,224.56	(10,863,955.89)	(6,493,363.07)	4,711,042.96	4,210,358.33	0.00	0.00	500,684.63	4,711,042.96
890 Pooled CDs	14,646,649.53	51,203.51	0.00	6,493,363.07	21,191,216.11	2,277,989.35	18,426,017.16	487,209.60	0.00	21,191,216.11
895 Health Plan Fund	343,818.63	1,284,706.82	(1,346,044.22)	27,877.79	310,319.02	309,171.79	0.00	0.00	1,147.23	310,319.02
895 Health Plan CDs	1,208,679.14	3,780.55	0.00	(27,877.79)	1,184,581.90	205,246.62	979,335.28	0.00	0.00	1,184,581.90
898 Flex Savings Clearing	9,632.54	25,787.15	(27,767.65)	0.00	7,652.04	7,652.04	0.00	0.00	0.00	7,652.04
JP1 Clearing Account	0.00	64,423.81	(50,529.24)	0.00	13,894.57	13,894.57				13,894.57
JP2 Clearing Account	0.00	41,078.14	(30,249.74)	0.00	10,828.40	10,828.40				10,828.40
JP3 Clearing Account	0.00	37,193.30	(31,943.95)	0.00	5,209.35	5,209.35	0.00	0.00	0.00	5,209.35
JP4 Clearing Account	3,812.00	33,041.50	(31,802.80)	0.00	5,050.70	5,050.70	0.00	0.00	0.00	5,050.70
RV Park Clearing Account	0.00	18,498.00	(16,625.00)	0.00	1,873.00	1,873.00	0.00	0.00	0.00	1,873.00
Treasurer's Credit Card	0.00	1,126.00	(1,126.00)	0.00	0.00	0.00	0.00	0.00	0.00	0.00
999 USVSWMD CD Restricted*	<u>12,403.01</u>	<u>36.94</u>	<u>0.00</u>	<u>0.00</u>	<u>12,439.95</u>	<u>12,439.95</u>	<u>0.00</u>	<u>0.00</u>	<u>0.00</u>	<u>12,439.95</u>
Grand Total	\$ 19,609,855.52	\$ 20,366,381.47	\$ (12,439,574.49)	0.00	\$ 27,536,662.50	\$ 7,106,316.23	\$ 19,405,352.44	\$ 487,209.60	\$ 537,784.23	\$ 27,536,662.50

*Non-County Funds

FILED FOR RECORD
 APR 24 2015
 COUNTY CLERK, WOOD COUNTY, TEXAS

SECURITIES PLEDGED TO WOOD COUNTY, TEXAS
Report as of March 31, 2015

ID	Pledge Date	Description	CUSIP	Maturity Date	Current Par	Market Value 2.28.15	Market Value 3.31.15
	01/06/2015	FL Benc Co MUD #46	346909GX6	9/1/18	\$425,000	\$435,974	\$435,693
	02/02/2015	Houster Cmnty CLG	44236PEF1	2/15/19	\$140,000	\$162,662	\$161,669
	01/06/2015	Lufkin ISD TX 19	549815LE6	2/15/19	\$250,000	\$257,363	\$256,582
	06/18/2012	Decatur TX	243320GE2	3/1/19	150,000	161,939	161,304
10619	01/20/2012	Orange TX WW & SWR Rev	685287CA0	8/1/19	150,000	152,503	152,025
	01/06/2015	Eules-CTFS	298263J88	8/15/19	50,000	56,081	55,830
	01/06/2015	Floresville TX Electric	340405KF5	8/15/19	260,000	266,635	265,821
	02/02/2015	Hallsville	406342AD7	8/15/19	125,000	128,514	128,119
	01/05/2015	Mequite ISD-Sch Bldg	59079594C7	8/15/19	150,000	167,200	166,473
	12/30/2014	Slidell ISD	831389EA5	8/15/19	160,000	175,669	174,931
	12/30/2014	Springtown	851830DZ9	8/15/19	165,000	170,666	170,117
	02/07/2013	Waco TX ISD	929845RP2	8/15/19	145,000	158,656	157,999
	12/30/2014	Celina-CTFS OBLG	151141MF2	9/1/19	65,000	69,657	69,393
	01/17/2013	Dumas TX	264633GW2	9/1/19	375,000	390,622	389,325
	12/30/2014	Mineola TX	602771JG3	9/1/19	165,000	187,372	186,500
	02/07/2013	Hewitt TX	428230NN2	11/1/19	110,000	116,262	115,821
	02/07/2013	Anahuac TX ISD	032645CZ4	2/15/20	100,000	117,548	117,131
	02/07/2013	Angelina Cnty TX	034717KW7	2/15/20	155,000	159,379	158,715
	02/07/2013	Arlington TX ISD	041826XC7	2/15/20	100,000	111,238	110,887
10615	12/21/2011	Denison TX GO	248379QD4	Released 02/02/2015			
	12/30/2014	Diboll CTFS OBLIGA	252867KU9	2/15/20	80,000	83,390	83,030
	02/07/2013	Ector TX ISD	279272CQ9	2/15/20	110,000	119,608	119,317
	12/30/2014	Edna ISD	281335FZ7	2/15/20	225,000	244,654	246,303
	02/07/2013	Jasper TX ISD	471844HP8	2/15/20	105,000	120,324	119,940
	12/30/2014	Ennis CTFS OBLIG	293425VN1	8/1/20	100,000	107,761	107,589
	02/01/2013	Kleinwood TX MUD	498575HS1	8/1/20	335,000	361,646	360,849
	02/01/2013	Sanger TX	800876DH4	8/1/20	100,000	109,151	108,887
	01/05/2015	Beeville-CTFS	077131JG6	8/15/20	70,000	71,686	71,581
	02/06/2013	Keller TX	487684U91	8/15/20	140,000	147,245	146,968
	02/01/2013	Lone Oak TX ISD	542218GA4	8/15/20	195,000	202,303	201,965
	12/31/2014	SPR ISD Schoolhouse TX	850000P79	8/15/20	100,000	114,254	113,845
	12/31/2014	Sulphur Springs-Ref TX	865525QZ5	9/1/20	180,000	182,585	182,448
	12/31/2014	Upton CO-Ref TX	916813AY4	2/1/21	100,000	104,746	104,277
	12/31/2014	Arlington ISD Bldg	041826XP8	2/5/21	150,000	169,849	169,926
	12/31/2014	El Campo ISD	282783FP9	2/15/21	175,000	190,489	190,202
	02/06/2013	Jasper TX ISD	471844HQ6	2/15/21	105,000	122,905	122,612
	03/29/2012	Kyle TX - Assured Gly	501552EC3	2/15/21	500,000	538,535	539,580
	03/29/2012	Parmer County TX	701761AM0	2/15/21	215,000	229,807	229,513
	02/09/2013	Ferris TX	31569CT3	3/1/21	105,000	115,530	115,673
	12/31/2014	Caldwell Cnty	129006FH0	8/1/21	60,000	65,111	64,990
	12/31/2014	Round Rock Util Sys	779244BY7	8/1/21	100,000	111,647	111,389
	12/31/2014	Beeville-CTFS	077131JH4	8/15/21	70,000	73,491	73,436
	12/31/2014	Krum TX	501080DZ5	8/15/21	100,000	112,129	111,965
	12/31/2014	Celina-CTFS OBLG	151141MH8	9/1/21	70,000	75,711	75,584
10637	01/20/2012	Granbury TX Util Sys	385082HY1	9/15/21	220,000	248,116	247,687
	02/07/2013	West Univ Place TX	956398QW4	2/1/22	100,000	112,817	112,456
	02/07/2013	Jasper TX ISD	471844HR4	2/15/22	110,000	129,610	129,587
	02/07/2013	Ferris TX	315669CU0	3/1/22	110,000	120,223	120,560
	01/17/2013	Celina TX	151141ND6	9/1/22	415,000	446,980	447,424
	12/31/2014	Lake Jackson Wtr/SWR	51006NWW9	4/15/23	100,000	104,503	104,930
	12/31/2014	Washington Jr. Clg	939688TG3	10/1/23	100,000	111,676	112,570
	12/31/2014	Watauga-CTFS	941097PA9	2/1/24	100,000	102,778	103,399
	12/31/2014	Belton ISD	081077WG0	2/15/24	100,000	105,868	106,319
10639	01/20/2012	Quitman ISD Ref GO	749030CT7	2/15/24	490,000	544,106	547,653
	12/31/2014	Hallsville-CTFS	406342AJ4	8/15/14	135,000	138,008	139,019
	12/31/2014	Lago Vista ISD	507075KC2	8/15/24	135,000	146,188	147,901
	01/17/2013	Lumberton TX MUD	550227BG6	8/15/24	280,000	283,262	285,303
	12/31/2014	TX Tech	88276RCC4	8/1/25	105,000	111,422	112,128
	12/31/2014	Beeville-CTFS	077131JM3	8/15/15	155,000	168,364	170,551
	01/03/2013	MBS GNMA I PLATINUM	3622A2A93	7/15/27	541,537	574,695	565,181
	12/31/2014	Watauga-CTFS	941097PE1	2/1/28	105,000	108,907	109,769
	10/02/2014	FHLMC 20 YR	3128P7QU0	4/3/31	1,792,506	2,001,108	1,936,577
					\$11,824,043	\$12,779,128	\$12,705,218

FILED FOR RECORD
 2015 APR 24 AM 10:25
 COUNTY CLERK, WOOD COUNTY, TEXAS

Total BankTexas Account Balances as of report date: \$ 10,183,811 \$ 6,114,578

125.48% 207.79%

NOTE: FDIC insurance coverage is in addition to listed securities.

WOOD COUNTY, TEXAS
INVESTMENT ACTIVITY FOR MARCH 31, 2015

03/31/2015															
CD ID	Description	Bank	Acct	Lock Box BT	Term	Days to Maturity	Original Principal	Prior Balance 02/28/2015	Purchases/Deposits	Interest Credited	Withdrawals	Current Balance 03/31/2015	This Month's Unpaid Interest	Accumulated Unpaid Interest	
16	*7485 DPC 12 MONTH	BT	DPC		365	224	\$ 500,000.00	\$ 511,292.29		\$ 245.14		\$ 511,537.43	\$ 192.70	\$ 192.70	
17	*7507 DPC 12 MONTH	BT	DPC		365	224	250,000.00	255,646.16		122.57		255,768.73	96.35	96.35	
18	*7523 HP 12 MONTH	BT	HP		365	224	75,000.00	76,693.78		36.77		76,730.55	28.90	28.90	
58	*182 DPC 365 DAY	CNB	DPC		365	198	124,200.00	124,372.17		0.00		124,372.17	56.23	142.43	
59	*183 DPC 365 DAY	CNB	DPC		365	198	124,200.00	124,372.17		0.00		124,372.17	56.23	142.43	
60	*884 DPC 365 DAY	FNBW	DPC		365	199	117,500.00	119,232.63		0.00		119,232.63	70.56	170.39	
61	*885 DPC 365 DAY	FNBW	DPC		365	199	117,500.00	119,232.63		0.00		119,232.63	70.56	170.39	
68G	CDARS 30 Month	BT*	DPC		910	212	600,000.00	610,562.90		0.00		610,562.90	571.20	1,141.86	
69G	CDARS HP 30 Month	BT*	HP		910	212	250,000.00	254,401.22		0.00		254,401.22	238.01	478.78	
72G	CDARS 30 Month	BT*	DPC		910	242	500,000.00	508,845.51		445.33		509,290.84	0.00	0.00	
79E & 79F	CDARS 13 Week x9	BT	DPC		910	338	400,000.00	405,017.41		1,011.01		406,028.42	321.48	321.48	
80E & 80F	CDARS 13 Week x9	BT	DPC		910	338	400,000.00	405,018.41		1,011.01		406,029.42	321.48	321.48	
81E & 81F	CDARS 13 Week x9	BT	DPC		910	338	400,000.00	405,019.42		1,011.01		406,030.43	321.47	321.47	
96	*4149 365 DAY	BT	DPC		365	275	500,000.00	503,717.21		267.38		503,984.59	8.62	8.62	
97	*4160 365 DAY	BT	HP		365	275	127,500.00	128,447.89		68.18		128,516.07	2.20	2.20	
111	CDARS 52 Week	BT	DPC		364	Redeemed	400,002.00	402,485.45		77.63	(402,563.08)	0.00	0.00	0.00	
113	CDARS 52 Week	BT	DPC		364	9	400,003.00	402,288.90		218.73		402,507.63	0.00	0.00	
114	CDARS 52 Week	BT	DPC		364	44	400,004.00	402,043.14		218.58		402,261.72	0.00	0.00	
115	CDARS 52 Week	BT	HP		364	58	95,000.00	95,460.85		51.90		95,512.75	0.00	0.00	
116	CDARS 52 Week	BT	DPC		364	72	400,005.00	401,846.80		218.48		402,065.28	0.00	0.00	
117	CDARS 52 Week	BT	DPC		364	100	400,006.00	401,650.54		218.38		401,868.92	0.00	0.00	
118	CDARS 52 Week	BT	DPC		364	114	700,001.00	702,706.41		382.06		703,088.47	0.00	0.00	
119	CDARS 52 Week	BT	HP		364	114	100,000.00	100,386.49		54.58		100,441.07	0.00	0.00	
120	CDARS 52 Week	BT	DPC		364	122	700,002.00	702,621.17		382.01		703,003.18	0.00	0.00	
121	CDARS 52 Week	BT	DPC		364	135	400,007.00	401,405.14		218.25		401,623.39	0.00	0.00	
122	CDARS 52 Week	BT	DPC		364	135	700,003.00	702,449.71		381.92		702,831.63	0.00	0.00	
123	CD 24 month	BT	DPC		730	501	500,000.00	502,905.64		443.66		503,349.30	301.32	301.32	
124	CD 24 month	BT	DPC		730	501	500,000.00	502,905.64		443.66		503,349.30	301.32	301.32	
125	CDARS 52 Week	BT	DPC		364	163	400,008.00	401,209.13		218.14		401,427.27	0.00	0.00	
126	CDARS 52 Week	BT	DPC		364	163	700,004.00	702,105.97		381.74		702,487.71	0.00	0.00	
127	CDARS 52 Week	BT	DPC		364	198	400,009.00	400,964.01		218.00		401,182.01	0.00	0.00	
128	CDARS 52 Week	BT	DPC		364	198	500,000.00	501,193.70		272.49		501,466.19	0.00	0.00	
129	CDARS 52 Week	BT	HP		364	198	100,000.00	100,237.99		54.33		100,292.32	0.00	0.00	
130	CDARS 52 Week	BT	DPC		364	219	500,001.00	501,010.20		272.40		501,282.60	0.00	0.00	
131	CDARS 52 Week	BT	HP		364	219	127,500.00	127,757.35		69.46		127,826.81	0.00	0.00	
132	CDARS 52 Week	BT	HP		364	241	100,000.00	100,163.19		54.46		100,217.65	0.00	0.00	
133	CDARS 26 Week	BT	DPC		182	107	750,000.00	750,184.94		127.44		750,312.38	0.00	0.00	
134	CDARS 26 Week	BT	HP		182	107	125,000.00	125,030.82		21.24		125,052.06	0.00	0.00	
135	CDARS 26 Week	BT	DPC		182	114	1,250,000.00	1,250,260.27		212.36		1,250,472.63	0.00	0.00	
136	CDARS 13 Week	BT	DPC		91	23	1,250,000.00	1,250,260.29		212.37		1,250,472.66	0.00	0.00	
137	CDARS 52 Week	BT	DPC		364	296	402,250.00	402,518.09		218.84		402,736.93	0.00	0.00	
138	CDARS 13 Week	BT	HP		364	296	75,500.00	75,550.32		41.08		75,591.40	0.00	0.00	
139	CDARS 13 Week	BT	DPC		91	30	1,000,000.00	1,000,169.86		169.89		1,000,339.75	0.00	0.00	
140	CDARS 26 Week	BT	DPC		182	128	1,000,003.00	1,000,134.50		169.89		1,000,304.39	0.00	0.00	
141	CDARS 13 Week	BT	DPC		91	37	1,000,002.00	1,000,133.51		169.89		1,000,303.40	0.00	0.00	
142	CDARS 13 Week	BT	DPC		91	44	1,000,004.00	1,000,097.16		169.86		1,000,267.02	0.00	0.00	
143	CDARS 104 Week	BT	DPC		728	681	402,250.00	402,465.51		393.28		402,858.79	0.00	0.00	
144	CDARS 26 Week	BT	DPC		182	135	1,000,005.00	1,000,098.14		169.89		1,000,268.03	0.00	0.00	
145	CDARS 52 Week	BT	DPC		364	345	0.00	0.00	402,502.00	141.17		402,643.17	0.00	0.00	
Restricted	RB CD *1703 RRC	BT*	DPC		365	361	25,000.00	25,904.67		11.92		25,916.59	0.00	0.00	
Restricted	USV CD *1639 TCEQ	BT*	DPC		365	360	12,000.00	12,434.23		5.72		12,439.95	0.00	0.00	
Total CDs							\$ 22,300,472.00	\$ 22,402,911.53	\$ 402,502.00	\$ 11,304.10	\$ (402,563.08)	\$ 22,414,154.55	\$ 2,958.63	\$ 4,142.12	
TEXPOOL															
						WAM									
Deposit Pooled Cash		TxP	DPC		53	n/a		\$ 500,664.21		\$ 16.93		\$ 500,681.14	n/a	n/a	
Interest & Sinking		TxP	I&S		53	n/a		35,950.86		1.19		35,952.05	n/a	n/a	
Health Plan		TxP	HP		53	n/a		1,147.23		0.00	0.00	1,147.23	n/a	n/a	
Total Pools								\$ 537,762.30	\$ -	\$ 18.12	\$ 0.00	\$ 537,780.42			
Insured Cash Sweeps Accounts							0								
Deposit Pooled Cash		BT*			n/a	n/a	n/a	\$ 2,244,827.29	\$ 1,441,950.79	\$ 422.20	\$ (1,020,971.60)	\$ 2,666,228.68	n/a	n/a	
Accounts Payable Cash		BT*			n/a	n/a	n/a	910,267.61	178,463.85	124.54	(499,725.81)	589,130.19	n/a	n/a	
Payroll Cash		BT*			n/a	n/a	n/a	939,675.04	855,000.00	141.31	(1,230,775.14)	564,041.21	n/a	n/a	
Health Plan		BT*			n/a	n/a	n/a	183,139.06	303,987.44	44.53	(136,500.59)	350,670.44	n/a	n/a	
Total Sweeps								\$ 4,277,909.00	\$ 2,779,402.08	\$ 732.58	\$ (2,867,973.14)	\$ 4,170,070.52			
Total Investments							356		\$ 27,218,582.83	\$ 3,181,904.08	\$ 12,054.80	\$ (3,290,536.22)	\$ 27,122,005.49	\$ 2,958.63	\$ 4,142.12

WOOD COUNTY, TEXAS
FILED FOR RECORD

Investments By Type

BT - Traditional CD	\$ 2,483,235.97	9.16%
BT - CDARS	19,405,352.44	71.55%
Non-Depository CD	487,209.60	1.80%
BT-Restricted CD	38,356.54	0.14%
BT-ICS *	4,170,070.52	15.38%
Pools	537,780.42	1.98%
Total	\$ 27,122,005.49	100.00%

* Does not include in-transit items which can be either positive or negative.

Note **BT** - BankTexas is the county's placement bank for both CDARS and ICS accounts into other FDIC covered banks. For bank details use Supplement Investment Schedule.

I hereby submit the above report in addition to attached Supplement Investment Schedule as the written report of investment transactions for all invested funds held by Wood County Treasurer for period shown above and certify that these investments are in compliance with the local investment policy and Public Funds Investment Act.

Becky S. Burford
 Becky S. Burford, Wood County Treasurer
 Wood County Investment Officer

WOOD COUNTY, TEXAS
Supplement Investment Schedule
Summary of FDIC-Insured Institutions
Outside of Depository Bank
03/31/2015

Bank	Location	Balance	Reference	Term	Maturity Date	Recap By Type	Totals
City National Bank	Quitman, TX	\$ 248,744.34	CD 588 59	12 Month	10/15/2015	Local CD	\$ 487,209.60
First National Bank-Winnsboro, T	Winnsboro, TX	238,465.26	CD 608 61	12 Month	10/16/2015	Insured Cash Sweeps	4,170,070.52
Cardinal Bank		248,500.00	CDARS#68G	30 Month*	10/29/2015	CDARS	19,405,352.44
Northern Bank & Trust Co	Woburn, MA	248,500.00	CDARS#68G	30 Month*	10/29/2015		
The Washington Trust Company of Westerly	Westerly, RI	113,562.90	CDARS#68G	30 Month*	10/29/2015		\$ 24,062,632.56
Amarillo National Bank	Amarillo, TX	119,464.12	CDARS#69G - HP	30 Month*	10/29/2015		
The Washington Trust Company	Westerly, RI	134,937.10	CDARS#69G - HP	30 Month*	10/29/2015		0.00
BBCN	Los Angeles, CA	248,738.54	CDARS#72G	13 week	02/26/2015		
First Security Bank	Mackinaw, IL	248,738.54	CDARS#72G	13 week	02/26/2015		
Machias Savings Bank	Machias, ME	11,813.76	CDARS#72G	13 week	02/26/2015		
Commercial Bank of California	Irvine, CA	41,128.61	CDARS#79F	30 Month*	03/03/2016		
Community West Bank, N.A.	Goleta, CA	116,399.81	CDARS#79F	30 Month*	03/03/2016		
Southwest Bank	Fort Worth, TX	248,500.00	CDARS#79F	30 Month*	03/03/2016		
AmericanWest Bank	Spokane, WA	90,001.84	CDARS#80F	30 Month*	03/03/2016		
Anchor D Bank	Texhoma, OK	12,000.00	CDARS#80F	30 Month*	03/03/2016		
First State Bank of Forsyth	Forsyth, MT	55,527.58	CDARS#80F	30 Month*	03/03/2016		
Monarch Bank	Chesapeake, VA	248,500.00	CDARS#80F	30 Month*	03/03/2016		
AmericanWest Bank	Spokane, WA	158,498.16	CDARS#81F	30 Month*	03/03/2016		
Commercial Bank of California	Irvine, CA	207,371.39	CDARS#81F	30 Month*	03/03/2016		
Independent Bank	McKinney, TX	40,160.88	CDARS#81F	30 Month*	03/03/2016		
Citizens Savings Bank & Trust	Nashville, TN	245,024.70	CDARS#113	52week	04/09/2015		
Georgia Commerce Bank	Atlanta, GA	146,411.05	CDARS#113	52week	04/09/2015		
Rock Branch Community Bank	Nitro, WV	11,071.88	CDARS#113	52week	04/09/2015		
Access National Bank	Reston, VA	244,874.37	CDARS#114	52week	05/14/2015		
River City Bank	Sacramento, CA	157,387.35	CDARS#114	52week	05/14/2015		
Community Business Bank	West Sacramento, CA	95,512.75	CDARS#115-HP	52week	05/28/2015		
Industrial Bank	Washington DC	157,311.10	CDARS#116	52week	06/11/2015		
The PrivateBank and Trust Comp	Chicago, IL	244,754.18	CDARS#116	52week	06/11/2015		
Commerce Union Bank	Springfield, TN	142,412.51	CDARS#117	52week	07/09/2015		
FirstCapital Bank of Texas, N. A.	Midland, TX	242,122.40	CDARS#117	52week	07/09/2015		
Independent Bank	McKinney, TX	17,334.01	CDARS#117	52week	07/09/2015		
CrossFirst Bank	Leawood, KS	244,574.00	CDARS#118	52week	07/23/2015		
First NBC Bank	New Orleans, LA	180,454.61	CDARS#118	52week	07/23/2015		
The Farmers & Merchants State B	Archbold, OH	133,926.93	CDARS#118	52week	07/23/2015		
United Bank - Fairfax	Fairfax, Va	144,132.93	CDARS#118	52week	07/23/2015		
United Bank - Fairfax	Fairfax, Va	100,441.07	CDARS#119-HP	52week	07/23/2015		
EagleBank	Bethesda, MD	198,850.92	CDARS#120	52week	07/30/2015		
Farm Bureau Bank FSB	Sparks, NV	242,033.26	CDARS#120	52week	07/30/2015		
John Marshall Bank	Reston, VA	242,033.26	CDARS#120	52week	07/30/2015		
Susquehanna Bank	Lititz, PA	20,085.74	CDARS#120	52week	07/30/2015		
Armstrong Bank	Muskogee, OK	98,160.39	CDARS#121	52week	08/13/2015		
East West Bank	Pasadena, CA	23,089.93	CDARS#121	52week	08/13/2015		
Mutual of Omaha Bank	Omaha, NE	241,973.85	CDARS#121	52week	08/13/2015		
The First, A Natl Banking Associa	Hattisburg, MS	38,399.22	CDARS#121	52week	08/13/2015		
Bremer Bank, National Associatio	South St. Paul, MN	241,973.85	CDARS#122	52week	08/13/2015		
East West Bank	Pasadena, CA	218,883.93	CDARS#122	52week	08/13/2015		
Western Alliance Bank	Phoenix, AZ	241,973.85	CDARS#122	52week	08/13/2015		
Allegiance Bank Texas	Houston, Texas	157,063.30	CDARS#125	52week	09/10/2015		
Texas National Bank of Jacksonv	Jacksonville, TX	244,363.97	CDARS#125	52week	09/10/2015		
Allegiance Bank Texas	Houston, Texas	87,300.65	CDARS#126	52week	09/10/2015		
Bank Hapalim BM	New York, NY	126,459.12	CDARS#126	52week	09/10/2015		
Lone Star State Bank, of West Tex	Lubbock, Tx	244,383.87	CDARS#126	52week	09/10/2015		
Progress Bank and Trust	Huntsville, AL	244,363.97	CDARS#126	52week	09/10/2015		
First United Bank and Trust Comp	Durant, OK	149,947.43	CDARS#127	52week	10/15/2015		
Independence Bank - Havre	Havre, MT	9,527.86	CDARS#127	52week	10/15/2015		
Kansas State Bank of Manhattan	Manhattan, KS	241,706.72	CDARS#127	52week	10/15/2015		
Crestmark Bank	Troy, MI	26,586.73	CDARS#128	52week	10/15/2015		
First United Bank and Trust Comp	Durant, OK	91,759.28	CDARS#128	52week	10/15/2015		
Mechanics & Farmers Bank	Durham, NC	241,706.72	CDARS#128	52week	10/15/2015		
TriState Capital Bank	Pittsburgh, PA	141,413.46	CDARS#128	52week	10/15/2015		
TriState Capital Bank	Pittsburgh, PA	100,292.32	CDARS#129	52week	10/15/2015		
First Community Bank	Bluefield, VA	111,677.10	CDARS#130	52week	11/05/2015		
Happy State Bank	Happy, TX	113,790.92	CDARS#130	52week	11/05/2015		
Metropolitan Bank	Crystal Springs, MS	241,617.74	CDARS#130	52week	11/05/2015		
Town North Bank, N. A.	Dallas, TX	34,196.84	CDARS#130	52week	11/05/2015		
Happy State Bank	Happy, TX	127,826.81	CDARS#131	52week	11/05/2015		
Meridian Bank	Malvern, PA	13,270.97	CDARS#132	52week	11/27/2015		
Oakstar Bank	Springfield, MO	86,946.68	CDARS#132	52week	11/27/2015		
Business First Bank	Baton Route, LA	246,102.46	CDARS#133	26week	07/16/2015		
Great Southern Bank	Reeds Springs, MO	199,700.55	CDARS#133	26week	07/16/2015		
Iberiabank	Lafayette, LA	246,102.46	CDARS#133	26week	07/16/2015		
NewBridge Bank	Greensboro, NC	58,406.91	CDARS#133	26week	07/16/2015		
NewBridge Bank	Greensboro, NC	125,052.06	CDARS#134 -HP	26week	07/16/2015		
BOKF, National Association	Tulsa, OK	246,093.01	CDARS#135	26week	07/23/2015		
Central Bank Bank of St. Louis	Clayton, MO	215,151.73	CDARS#135	26week	07/23/2015		
EverBank	Jacksonville, FL	246,093.01	CDARS#135	26week	07/23/2015		
St. Louis Bank	Town and Country, MO	106,143.97	CDARS#135	26week	07/23/2015		
Texas Community Bank	Laredo, TX	246,093.01	CDARS#135	26week	07/23/2015		
The Delaware County Bank & Tru	Lewis Center, OH	190,897.90	CDARS#135	26week	07/23/2015		
Arvest Bank	Fayetteville, AR	246,593.21	CDARS#136	13week	04/23/2015		
Citizens Business Bank	Ontario, CA	246,593.21	CDARS#136	13week	04/23/2015		
Merchants Bank of Indiana	Lynn, IL	246,593.21	CDARS#136	13week	04/23/2015		
MB Financial Bank, N.A.	Chicago, IL	246,593.21	CDARS#136	13week	04/23/2015		
NewBridge Bank	Greensboro, NC	62,641.09	CDARS#136	13week	04/23/2015		
United Community Bank	Blairsville, GA	201,458.73	CDARS#136	13week	04/23/2015		
First NBC Bank	New Orleans, LA	63,915.09	CDARS#137	52week	01/21/2016		
Genesee Regional Bank	Rochester, NY	170,618.47	CDARS#137	52week	01/21/2016		
Old Line Bank	Bowie, MD	168,203.37	CDARS#137	52week	01/21/2016		
Old Line Bank	Bowie, MD	75,591.40	CDARS#138 -HP	52week	01/21/2016		
Amarillo National Bank	Amarillo, TX	129,079.72	CDARS#139	13week	04/30/2015		
Glacier Bank	Kalispell, MT	248,584.43	CDARS#139	13week	04/30/2015		
Independent Bank - McKinney	McKinney, TX	165,808.06	CDARS#139	13week	04/30/2015		

FILED FOR RECORD
 APR 24 AM 10:29
 COUNTY CLERK, WOOD COUNTY, TEXAS

WOOD COUNTY, TEXAS
Supplement Investment Schedule
Summary of FDIC-Insured Institutions
Outside of Depository Bank

03/31/2015

Bank	Location	Balance	Reference	Term	Maturity Date	Recap By Type	Totals
Regent Bank	Davie, FL	248,584.43	CDARS#139	13week	04/30/2015		
WesBanco Bank, Inc.	Wheeling, WV	208,283.11	CDARS#139	13week	04/30/2015		
City First Bank of D. C., NA	Washington DC	244,573.69	CDARS#140	26week	08/06/2015		
Genesee Regional Bank	Rochester, NY	73,109.85	CDARS#140	26week	08/06/2015		
Howard Bank	Elliott City, MD	113,161.65	CDARS#140	26week	08/06/2015		
LegacyTexas Bank	Plano, TX	44,013.25	CDARS#140	26week	08/06/2015		
Southern Bancorp Bank	Arkadelphia, AR	244,573.69	CDARS#140	26week	08/06/2015		
Western National Bank	Duluth, MN	244,573.69	CDARS#140	26week	08/06/2015		
WesBanco Bank, Inc.	Wheeling, WV	36,298.56	CDARS#140	26week	08/06/2015		
Central Bank Bank of St. Louis	Clayton, MO	30,938.91	CDARS#141	13week	05/07/2015		
Community Business Bank	West Sacramento, CA	146,044.00	CDARS#141	13week	05/07/2015		
Grandpoint Bank	Los Angeles, CA	248,574.90	CDARS#141	13week	05/07/2015		
Heritage Bank National Associati	Spicer, MN	194,758.64	CDARS#141	13week	05/07/2015		
Howard Bank	Elliott City, MD	131,412.05	CDARS#141	13week	05/07/2015		
Two Rivers Bank & Trust	Burlington, IA	248,574.90	CDARS#141	13week	05/07/2015		
Boston Private Bank & Trust Com	Boston, MA	248,565.36	CDARS#142	13week	05/14/2015		
Cass Commercial Bank	Bridgeton, MO	248,565.36	CDARS#142	13week	05/14/2015		
Pacific Western Bank	San Diego, CA	6,005.58	CDARS#142	13week	05/14/2015		
Pathfinder Bank	Oswego, NY	248,565.36	CDARS#142	13week	05/14/2015		
The Fairfield National Bank	Fairfield, IL	248,565.36	CDARS#142	13week	05/14/2015		
Bangor Savings Bank	Bangor, NE	240,363.23	CDARS#143	104 week	02/09/2017		
EagleBank	Bethesda, MD	42,061.56	CDARS#143	104 week	02/09/2017		
First National Bank of Michigan	Kalamazoo, MI	120,434.00	CDARS#143	104 week	02/09/2017		
Heritage Bank National Associati	Spicer, MN	49,813.14	CDARS#144	26week	08/13/2015		
Pinnacle Bank	Nashville, TN	244,564.31	CDARS#144	26week	08/13/2015		
The Bank of Missouri	Perryville, MO	216,761.96	CDARS#144	26week	08/13/2015		
Univest Bank & Trust Co.	Souderton, PA	244,564.31	CDARS#144	26week	08/13/2015		
Valley National Bank	Wayne, NJ	244,564.31	CDARS#144	26week	08/13/2015		
Customers Bank	Wyomissing, PA	241,084.53	CDARS#145	52week	03/10/2016		
Decorah Bank & Trust Company	Decorah, IA	161,558.64	CDARS#145	52week	03/10/2016		
9846 BB&T	Winston, Salem, NC	2.42	ICS-AP	n/a	n/a		
58479 Bank of Central Florida	Lakeland, FL	99,031.36	ICS-AP	n/a	n/a		
57919 ConnectOne Bank	Englewood Cliffs, NJ	245,041.62	ICS-AP	n/a	n/a		
8405 F&M Trust Co. of Chambersburg	Chambersburg, PA	245,033.49	ICS-AP	n/a	n/a		
18429 Morton Community Bank	Morton, IL	0.52	ICS-AP	n/a	n/a		
19536 South Central Bank, N.A.	Chicago, IL	1.34	ICS-AP	n/a	n/a		
13425 South State Bank	Columbia, SC	6.17	ICS-AP	n/a	n/a		
5307 The First National Bank - Fox Vall	Neenah, WI	13.27	ICS-AP	n/a	n/a		
19300 American National Bank	Omaha, NE	3.15	ICS-DPC	n/a	n/a		
58281 American Riviera Bank	Santa Barbara, CA	0.33	ICS-DPC	n/a	n/a		
58479 Bank of Central Florida	Lakeland, FL	72,096.92	ICS-DPC	n/a	n/a		
8870 Bankfirst Financial Services	Macon, MS	245,039.68	ICS-DPC	n/a	n/a		
22683 CoBiz Bank	Denver, CO	245,040.27	ICS-DPC	n/a	n/a		
11584 EVB	Tappahannock, VA	245,036.11	ICS-DPC	n/a	n/a		
First National Bank of Omaha	Omaha, NE	245,040.27	ICS-DPC	n/a	n/a		
20164 Freedom Bank	Overland Park, KS	11.13	ICS-DPC	n/a	n/a		
34401 Front Range Bank	Lakewood, CO	0.61	ICS-DPC	n/a	n/a		
28094 Home Bank	Lafayette, LA	1.34	ICS-DPC	n/a	n/a		
28092 Home Federal Bank	Sioux Falls, SD	245,041.62	ICS-DPC	n/a	n/a		
20693 Hudson Valley Bank	Yonkers, NY	1.34	ICS-DPC	n/a	n/a		
14913 Lapeer County B&T Co.	Lapeer, MI	1.34	ICS-DPC	n/a	n/a		
1058 Magna Bank	Memphis, TN	180,079.64	ICS-DPC	n/a	n/a		
1058 Midwest BankCentre	St. Louis, MO	1.34	ICS-DPC	n/a	n/a		
18429 Morton Community Bank	Morton, IL	69,337.66	ICS-DPC	n/a	n/a		
5415 Security First Bank	Lincoln, NE	1.34	ICS-DPC	n/a	n/a		
13425 South State Bank	Columbia, SC	0.72	ICS-DPC	n/a	n/a		
4255 The Camden Natona Bank	Camden, NE	231,885.50	ICS-DPC	n/a	n/a		
5307 The First National Bank - Fox Vall	Neenah, WI	152,511.93	ICS-DPC	n/a	n/a		
6653 The Park National Bank	Newark, OH	245,019.95	ICS-DPC	n/a	n/a		
29586 United Fidelity Bank	Evansville, IN	245,034.22	ICS-DPC	n/a	n/a		
15614 West Bank	West Des Moines, IA	245,039.59	ICS-DPC	n/a	n/a		
19850 West Gate Bank	Lincoln, NE	2.68	ICS-DPC	n/a	n/a		
19300 American National Bank	Omaha, NE	6.96	ICS-HP	n/a	n/a		
58281 American Riviera Bank	Santa Barbara, CA	1.00	ICS-HP	n/a	n/a		
9846 BB&T	Winston, Salem, NC	18.82	ICS-HP	n/a	n/a		
58479 Bank of Central Florida	Lakeland, FL	0.25	ICS-HP	n/a	n/a		
58292 Freedom Bank	Overland Park, KS	0.09	ICS-HP	n/a	n/a		
28866 Oritani Bank	Township of Washingto	245,011.48	ICS-HP	n/a	n/a		
13425 South State Bank	Columbia, SC	0.19	ICS-HP	n/a	n/a		
4255 The Camden Natona Bank	Camden, NE	13,134.07	ICS-HP	n/a	n/a		
The First National Bank - Fox Vall	Neenah, WI	92,497.58	ICS-HP	n/a	n/a		
19300 American National Bank	Omaha, NE	7.33	ICS-PAY	n/a	n/a		
58479 Bank of Central Florida	Lakeland, FL	73,912.98	ICS-PAY	n/a	n/a		
58292 Freedom Bank	Overland Park, KS	245,027.07	ICS-PAY	n/a	n/a		
35525 Fsgbank, National Association	Chattanooga, TN	1.34	ICS-PAY	n/a	n/a		
Oritani Bank	Township of Washingto	1.22	ICS-PAY	n/a	n/a		
13425 South State Bank	Columbia, SC	16.47	ICS-PAY	n/a	n/a		
32203 Summit State Bank	Santa Rosa, CA	1.34	ICS-PAY	n/a	n/a		
4255 The Camden Natona Bank	Camden, NE	2.61	ICS-PAY	n/a	n/a		
5307 The First National Bank - Fox Vall	Neenah, WI	16.97	ICS-PAY	n/a	n/a		
6653 The Park National Bank	Newark, OH	12.26	ICS-PAY	n/a	n/a		
6784 United Bank - Parkersburg	Parkersburg, WV	245,041.62	ICS-PAY	n/a	n/a		
		\$24,062,632.56					

* 30 Month is subject to placement realignment every 13 weeks

FILED FOR RECORD
 COMMUNITY CLERK, WOOD COUNTY, TEXAS
 APR 24 AM 10:20