


**WOOD COUNTY, TEXAS
COMBINED STATEMENT OF CASH ACCOUNTS ACTIVITY
FOR THE MONTH ENDING APRIL 30, 2015**



FUND CODE	FUND NAME	CASH BALANCE 3/31/2015	RECEIPTS	DISBURSEMENTS	TRANSFER IN/(OUT)	Net Change	CASH BALANCE 4/30/2015
BUDGETED FUNDS							
OPERATING FUNDS							
100	General	\$ 17,507,990.32	\$ 521,532.31	\$ (1,052,986.24)	\$ 66,207.29	\$ (465,246.64)	\$ 17,042,743.68
200	Road and Bridge Fund	5,275,439.95	232,034.33	(309,369.15)	(61,506.01)	(138,840.83)	5,136,599.12
270	Tobacco Settlement Fund	51,218.52	6,942.05	0.00	0.00	8,942.05	60,160.57
	Total Operating Funds	\$ 22,834,648.79	\$ 762,508.69	\$ (1,362,355.39)	\$ 4,701.28	\$ (595,145.42)	\$ 22,239,503.37
SPECIAL REVENUE FUNDS							
230	CC-Records Mgmt. & Preservation	366,028.19	13,765.21	(500.00)	(22.00)	13,241.21	379,269.40
231	General Records Mgmt. & Preservation	35,998.82	1,295.82	(739.90)	-28.00	531.92	36,530.74
232	CC-Records Archive Fee	294,338.47	13,243.38	0.00	0.00	13,243.38	307,581.85
234	Courthouse Security	31,005.15	2,306.15	(1,803.88)	0.00	502.27	31,507.42
235	Hotel and Motel Tax	62,738.42	1,795.85	(5,667.35)	0.00	(3,871.50)	58,866.92
236	Child Welfare	4,541.85	1.00	(3,057.77)	0.00	(3,056.77)	1,485.08
238	Crime Victims Services	3,951.53	1.66	0.00	0.00	1.66	3,953.19
239	Justice Court Technology	57,156.18	635.46	(248.82)	0.00	390.64	57,546.82
240	DC-Records Mgmt. & Preservation	39,012.77	357.83	(3,197.26)	0.00	(2,839.43)	36,173.34
241	JP Building Security Fee	23,885.63	156.85	0.00	0.00	156.85	23,845.48
242	Elections Special	19,792.07	6.33	0.00	0.00	8.33	19,800.40
243	Guardianship	32,047.24	353.62	0.00	0.00	353.62	32,400.86
244	CC-Technology	3,280.57	76.44	0.00	0.00	76.44	3,357.01
245	DC-Technology	3,240.58	156.04	0.00	0.00	159.04	3,399.62
246	DC-Records Archive Fee	22,073.12	656.43	0.00	0.00	659.43	22,732.55
247	DC-CT Records Preservation	24,895.40	110.44	0.00	0.00	110.44	24,805.84
260	Law Library	39,537.16	1,566.74	(2,968.80)	0.00	(1,402.06)	38,135.10
305	Constable Forfeiture	2,128.94	0.95	0.00	0.00	0.95	2,129.89
	Total Special Revenue Funds	\$ 1,065,252.09	\$ 36,505.20	\$ (18,183.78)	(\$50.00)	\$ 18,269.42	\$ 1,083,521.51
OTHER FUNDS							
250	Right of Way	804,185.66	364.04	0.00	0.00	364.04	804,549.90
281	Community Supervision & Corr.	384,971.04	34,674.28	(37,057.83)	0.00	(2,383.55)	382,587.49
290	Juvenile Probation Department	14,910.24	22,035.00	(16,220.74)	0.00	5,814.26	20,724.50
892	Historical Commission	44,874.56	554.54	(223.30)	5,000.00	5,331.24	50,205.80
	Total Other Funds	\$ 1,248,941.70	\$ 57,627.86	\$ (53,501.87)	\$ 5,000.00	\$ 9,125.99	\$ 1,258,067.69
	TOTAL BUDGETED FUNDS	\$ 25,148,842.58	\$ 856,635.75	\$ (1,434,041.04)	\$ 9,651.28	\$ (567,750.01)	\$ 24,581,092.57
NON-BUDGETED AND NON-COUNTY FUNDS							
880	Treasurer's State Fees	52,510.49	27,351.90	(72,045.43)	(7,707.71)	(52,401.24)	109.25
891	Payroll Fund	(0.00)	0.00	0.00	0.00	0.00	(0.00)
999	Upper Sabine Valley Waste Mgmt	700,906.00	38,625.55	(49,651.56)	0.00	(11,026.01)	689,877.99
	TOTAL NON-BUDGETED FUNDS	\$ 753,416.49	\$ 65,977.45	\$ (121,696.99)	\$ (7,707.71)	\$ (63,426.25)	\$ 689,987.24
	TOTAL CASH IN POOLED ACCOUNTS	\$ 25,902,259.07	\$ 922,615.20	\$ (1,555,738.03)	\$ 1,943.57	\$ (631,179.26)	\$ 25,271,079.81
CASH IN BANK - POOLED CASH ACCOUNTS							
890	AP Pooled Cash	439,461.53	137.02	(650,750.76)	1,139,000.00	488,386.26	927,847.79
890	Payroll Pooled Cash	470,663.75	123.19	(904,647.27)	1,434,000.00	529,475.92	1,000,139.67
890	Deposits Pooled Cash	3,295,283.05	912,233.32	0.00	(319,621.22)	592,612.10	3,887,895.15
890	CD Investments 60day Maturity	0.00	0.00	0.00	0.00	0.00	0.00
890	CD Investments 91day Maturity	(0.00)	0.00	0.00	0.00	0.00	(0.00)
890	CD Investments 6 month Maturity	0.00	0.00	0.00	0.00	0.00	0.00
890	CD Investments 12 month Maturity	2,277,989.35	1,646.47	0.00	0.00	1,649.47	2,279,638.82
890	CD Non-Depository	487,209.60	719.84	0.00	0.00	719.84	487,929.44
890	CDARS Investments	18,426,017.16	7,730.77	0.00	(2,251,435.21)	(2,243,704.44)	16,182,312.72
890	TexPool Pooled Investments	500,684.63	21.59	0.00	0.00	21.59	500,706.22
890	Jury Pooled Cash	4,950.00	0.00	(340.00)	0.00	(340.00)	4,610.00
	TOTAL CASH IN BANK - POOLED CASH ACCOUNTS	\$ 25,902,259.07	\$ 922,615.20	\$ (1,555,738.03)	\$ 1,943.57	\$ (631,179.26)	\$ 25,271,079.81
			0.00	0.00	0.00	0.00	0.00

FILED FOR RECORDS
 COUNTY CLERK WOOD COUNTY TEXAS

0.00

FUND CODE	FUND NAME	CASH BALANCE 3/31/2015	RECEIPTS	DISBURSEMENTS	TRANSFER IN/(OUT)	Net Change	CASH BALANCE 4/30/2015
CASH IN BANK - NON POOLED CASH ACCOUNTS - NON-BUDGETED, NON-COUNTY OR OTHER FUNDS							
BANKTEXAS ACCOUNTS							
200	Road & Bridge CD RRC Restricted	\$ 25,916.59	\$ 22.01	\$0.00	\$0.00	\$22.01	\$ 25,938.60
401	Grant Fund	0.00	0.00	0.00	0.00	0.00	0.00
601	Interest & Sinking	20,685.54	36.79	0.00	0.00	36.79	20,722.33
895	Health Plan	309,171.79	228,104.18	(160,690.36)	0.00	67,413.82	376,585.61
895	Health Plan CD 91 day maturity	0.00	0.00	0.00	0.00	0.00	0.00
895	Health Plan CD 6 month maturity	0.00	0.00	0.00	0.00	0.00	0.00
895	Health Plan CD 12 month maturity	205,246.62	106.75	0.00	0.00	106.75	205,353.37
895	Health Plan CDARS	979,335.28	1,034.65	0.00	0.00	1,034.65	980,369.93
898	MRP/DPC Clearing	7,652.04	4,198.13	(3,264.68)	(1,943.57)	(1,010.12)	6,641.92
	JP1 Clearing	13,894.57	17,656.44	(14,635.57)	0.00	3,020.87	16,915.44
	JP2 Clearing	10,828.40	6,931.00	(10,732.35)	0.00	(3,801.35)	7,027.05
	JP3 Clearing	5,209.35	6,573.90	(5,703.70)	0.00	870.20	6,079.55
	JP4 Clearing	5,050.70	3,332.55	(5,502.70)	0.00	(2,170.15)	2,880.55
	RV Clearing	1,873.00	4,837.00	(5,914.00)	0.00	(1,077.00)	796.00
	Treasurer's Credit Card	0.00	0.00	0.00	0.00	0.00	0.00
999	USVSWMD CD TCEQ Restricted	12,439.95	10.57	0.00	0.00	10.57	12,450.52
	TOTAL BANKTEXAS - NON POOLED CASH ACCOUNTS	\$ 1,597,303.83	\$ 272,843.97	\$ (206,443.36)	(\$1,943.57)	\$ 64,457.04	\$ 1,661,760.87
TEXPOOL ACCOUNTS							
601	Interest & Sinking	35,952.37	1.50	0.00	0.00	1.50	35,953.87
895	Health Plan	1,147.23	0.00	0.00	0.00	0.00	1,147.23
	TOTAL TEXPOOL - NON POOLED CASH ACCOUNTS	\$ 37,099.60	\$ 1.50	\$0.00	\$0.00	\$ 1.50	\$ 37,101.10
	TOTAL CASH IN BANK - NON POOLED CASH ACCOUNTS	\$ 1,634,403.43	\$ 272,845.47	\$ (206,443.36)	(\$1,943.57)	\$ 64,458.54	\$ 1,698,861.97
	TOTAL CASH IN BANK - ALL TREASURER'S ACCOUNTS	\$ 27,536,662.50	\$ 1,195,460.67	\$ (1,762,181.39)	(\$0.00)	(\$66,720.72)	\$ 26,969,941.78

Miscellaneous Information

Indebtedness as of 4/30/2015: \$0.00 Certificate of Obligation: None

RB Line of Credit-Railroad Commission \$25,000 CD Secured - Current Balance Available \$25,928

Bank Texas (including CDARS)

\$ 25,944,205.02

Non-Depository Investments

487,929.44

TexPool:

537,807.32

Total

\$ 26,969,941.78

0.00

Bank Texas Interest Income: Interest Rate .01%-0.20%

\$ 841.87

Certificates of Deposit: Interest Rates Varies

2,508.64

CDARS Interest Income

8,765.42

TexPool Interest Income: Interest Rate 0.03%

23.09

Total Interest Income

\$ 12,139.02

0.00

I, Becky S. Burford, County Treasurer, in and for the County of Wood, State of Texas, do hereby present the April 2015 Statement of Cash Accounts Activity, the attached Treasurer's Report of Cash Receipts and Disbursements, and the Report of Securities as true and correct statements, to the best of my knowledge, of accounts under the control of Wood County Treasurer and furthermore state that the fund balance on deposit furthermore state that the fund balances are on deposit earning interest in accordance with the Wood County Investment Policy earning interest in accordance with the Wood County Investment Policy and Wood County Depository Contract.

Becky S. Burford

 Becky S. Burford, Wood County Treasurer

Presented, examined, and accepted at the regular term of Commissioners Court on this the 22nd day of May 2015.

Bryan Jones

 Bryan Jones, County Judge

Virgil Holland, Jr.

 Virgil Holland, Jr. Commissioner Precinct 1

Jerry Gaskin

 Jerry Gaskin, Commissioner Precinct 2

Roger Pace

 Roger Pace, Commissioner Precinct 3

Russell Acker

 Russell Acker, Commissioner Precinct 4

Terri Sellars

 Terri Sellars, Auditor

ATTEST: *Kelley Price*

 Kelley Price, County Clerk




FILED FOR RECORD
 MAY 22 2015
 CLERK WOOD COUNTY TEXAS

**WOOD COUNTY, TEXAS
 RECAP OF FUNDS BY BANK ACCOUNTS
 FOR THE MONTH OF APRIL 2015**

Fund	Beginning Cash Balance	M-T-D Receipts	M-T-D Disbursements	Transfers	Ending Balance	BankTexas Qultman	-----Allocation of Cash-----			Total Cash
							BankTexas CDARS	Non-Depository Banks	TexPool	
200 Road & Bridge CD Restricted	\$ 25,916.59	\$22.01	\$0.00	\$0.00	\$25,938.60	\$25,938.60	\$0.00	\$0.00	\$0.00	\$25,938.60
401 Texas Comm. Dev. Program	0.00	0.00	0.00	0.00	0.00	0.00	0.00	0.00	0.00	0.00
601 Interest and Sinking	56,637.91	38.29	0.00	0.00	56,676.20	20,722.33	0.00	0.00	35,953.87	56,676.20
890 Pooled Funds	4,711,042.96	912,515.12	(1,555,738.03)	2,253,378.78	6,321,198.83	5,820,492.61	0.00	0.00	500,706.22	6,321,198.83
890 Pooled CDs	21,191,216.11	10,100.08	0.00	(2,251,435.21)	18,949,880.98	2,279,638.82	16,182,312.72	487,929.44	0.00	18,949,880.98
895 Health Plan Fund	310,319.02	228,104.18	(160,690.36)	0.00	377,732.84	376,585.61	0.00	0.00	1,147.23	377,732.84
895 Health Plan CDs	1,184,581.90	1,141.40	0.00	0.00	1,185,723.30	205,353.37	980,369.93	0.00	0.00	1,185,723.30
898 MRP/DPC Clearing	7,652.04	4,198.13	(3,264.68)	(1,943.57)	6,641.92	6,641.92	0.00	0.00	0.00	6,641.92
JP1 Clearing	13,894.57	17,656.44	(14,635.57)	0.00	16,915.44	16,915.44	0.00	0.00	0.00	16,915.44
JP2 Clearing	10,828.40	6,931.00	(10,732.35)	0.00	7,027.05	7,027.05	0.00	0.00	0.00	7,027.05
JP3 Clearing	5,209.35	6,573.90	(5,703.70)	0.00	6,079.55	6,079.55	0.00	0.00	0.00	6,079.55
JP4 Clearing	5,050.70	3,332.55	(5,502.70)	0.00	2,880.55	2,880.55	0.00	0.00	0.00	2,880.55
RV Park Clearing	1,873.00	4,837.00	(5,914.00)	0.00	796.00	796.00	0.00	0.00	0.00	796.00
Treasurer's Credit Card	0.00	0.00	0.00	0.00	0.00	0.00	0.00	0.00	0.00	0.00
999 USVSWMD CD Restricted*	12,439.95	10.57	0.00	0.00	12,450.52	12,450.52	0.00	0.00	0.00	12,450.52
Grand Total	\$27,536,662.50	\$ 1,195,460.67	\$ (1,762,181.39)	\$ (0.00)	\$26,969,941.78	\$ 8,781,522.37	\$ 17,162,682.65	\$ 487,929.44	\$ 537,807.32	\$ 26,969,941.78

*Non-County Funds



**WOOD COUNTY, TEXAS
COMBINED STATEMENT OF CASH ACCOUNTS ACTIVITY
FOR THE YEAR-TO-DATE ENDING APRIL 30, 2015**

FUND CODE	FUND NAME	CASH BALANCE 10/01/2014	REVISION PRIOR-MONTH RECLASSES	CASH BALANCE 10/01/2014	YEAR-TO-DATE RECEIPTS	YEAR-TO-DATE DISBURSEMENTS	TRANSFER IN/(OUT)	Net Change	CASH BALANCE 4/30/2015
BUDGETED FUNDS									
OPERATING FUNDS									
100	General	\$ 12,193,457.63	\$ 33,355.55	\$ 12,226,813.18	\$ 12,959,970.99	\$ (8,227,733.04)	\$ 83,692.55	\$ 4,815,930.50	\$ 17,042,743.68
200	Road and Bridge Fund	3,068,934.08	(31,484.85)	3,037,449.23	5,068,825.51	(2,908,092.64)	(61,582.98)	2,099,149.89	5,136,599.12
270	Tobacco Settlement Fund	51,218.52	0.00	51,218.52	8,942.05	0.00	0.00	8,942.05	60,160.57
	Total Operating Funds	\$ 15,313,610.23	\$ 1,870.70	\$ 15,315,480.93	\$ 18,037,738.55	\$ (11,135,825.68)	\$ 22,109.57	\$ 6,924,022.44	\$ 22,239,503.37
SPECIAL REVENUE FUNDS									
230	CC-Records Mgmt. & Preservation	307,459.50	(10.00)	307,449.50	90,418.87	(17,468.27)	(1,130.50)	71,819.90	379,269.44
231	General Records Mgmt. & Preservation	38,536.82	(12.00)	38,524.82	7,090.82	(9,056.90)	(28.00)	(1,994.08)	36,536.77
232	CC-Records Archive Fee	245,602.50	0.00	245,602.50	87,173.85	(25,194.50)	0.00	61,979.35	307,581.85
234	Courthouse Security	29,327.23	0.00	29,327.23	15,628.51	(13,446.32)	0.00	2,180.19	31,507.42
235	Hotel and Motel Tax	81,988.20	(1,590.00)	80,398.20	45,058.93	(66,590.21)	0.00	(21,531.28)	58,866.92
236	Child Welfare	590.40	0.00	590.40	5,448.01	(4,554.33)	0.00	894.68	1,485.08
238	Crime Victims Services	3,850.69	0.00	3,850.69	102.50	0.00	0.00	102.50	3,953.19
239	Justice Court Technology	58,770.24	0.00	58,770.24	4,927.04	(6,150.46)	0.00	(1,223.42)	57,546.82
240	DC-Records Mgmt & Preservation	38,873.58	(3.00)	38,870.58	2,500.02	(3,197.26)	0.00	(697.24)	36,173.34
241	JP Building Security Fee	22,597.85	0.00	22,597.85	1,247.63	0.00	0.00	1,247.63	23,845.48
242	Elections Special	18,931.95	0.00	18,931.95	868.45	0.00	0.00	868.45	19,800.40
243	Guardianship	29,681.44	0.00	29,681.44	2,719.42	0.00	0.00	2,719.42	32,400.86
244	CC-Technology	2,820.99	0.00	2,820.99	536.02	0.00	0.00	536.02	3,357.01
245	DC-Technology	2,172.48	0.00	2,172.48	1,227.14	0.00	0.00	1,227.14	3,399.62
246	DC-Records Archive Fee	18,851.48	0.00	18,851.48	3,881.07	0.00	0.00	3,881.07	22,732.55
247	DC-CT Records Preservation	23,833.32	0.00	23,833.32	972.52	0.00	0.00	972.52	24,805.84
260	Law Library	42,221.02	0.00	42,221.02	9,435.98	(13,521.90)	0.00	(4,085.92)	38,135.10
305	Constable Forfeiture	2,752.99	0.00	2,752.99	7.26	(630.38)	0.00	(623.10)	2,129.89
	Total Special Revenue Funds	\$ 966,862.68	(1,615.00)	\$ 965,247.68	\$ 279,242.84	\$ (159,810.51)	\$ (1,158.50)	118,273.83	\$ 1,083,521.51
OTHER FUNDS									
250	Right of Way	801,678.41	0.00	801,678.41	2,871.49	0.00	0.00	2,871.49	804,549.90
281	Community Supervision & Corr.	336,578.89	(48.57)	336,530.32	327,772.99	(281,715.82)	0.00	46,057.17	382,587.49
290	Juvenile Probation Department	31,591.27	0.00	31,591.27	154,245.00	(165,191.77)	80.00	(10,866.77)	20,724.50
892	Historical Commission	46,277.53	(200.00)	46,077.53	828.82	(1,700.55)	5,000.00	4,128.27	50,205.80
	Total Other Funds	\$ 1,216,126.10	\$ (248.57)	\$ 1,215,877.53	\$ 485,718.30	\$ (448,608.14)	\$ 5,080.00	42,190.16	\$ 1,258,067.69
	TOTAL BUDGETED FUNDS	\$ 17,496,599.01	\$ 7.13	\$ 17,496,606.14	\$ 18,802,699.69	\$ (11,744,244.33)	\$ 26,031.07	7,084,486.43	\$ 24,581,092.57
NON-BUDGETED AND NON-COUNTY FUNDS									
880	Treasurer's State Fees	66,269.79	0.00	66,269.79	187,558.40	(229,634.52)	(24,084.42)	(66,160.54)	109.25
891	Payroll Fund	(0.00)	0.00	(0.00)	0.00	(0.00)	0.00	0.00	(0.00)
999	Upper Sabine Valley Waste Mgmt	386,918.09	(7.13)	386,910.96	748,785.18	(445,815.07)	(3.08)	302,967.03	689,877.99
	TOTAL NON-BUDGETED FUNDS	\$ 453,187.88	(7.13)	\$ 453,180.75	\$ 936,343.58	\$ (675,449.59)	\$ (24,087.50)	\$ 236,806.49	\$ 689,987.24
	TOTAL CASH IN POOLED ACCOUNTS	\$ 17,949,786.89	\$ 0.00	\$ 17,949,786.89	\$ 19,739,043.27	\$ (12,419,693.92)	\$ 1,943.57	\$ 7,321,292.92	\$ 25,271,079.81
CASH IN BANK - POOLED CASH ACCOUNTS									
890	AP Pooled Cash	272,820.64	0.00	272,820.64	958.99	(5,504,931.84)	6,159,000.00	655,027.15	927,847.79
890	Payroll Pooled Cash	118,355.00	0.00	118,355.00	987.49	(6,895,202.82)	7,776,000.00	881,784.67	1,000,139.67
890	Deposits Pooled Cash	2,407,421.44	0.00	2,407,421.44	19,675,673.59	(7,059.26)	(18,188,140.62)	1,480,473.71	3,887,895.15
890	CD Investments 60day Maturity	0.00	0.00	0.00	0.00	0.00	0.00	0.00	0.00
890	CD Investments 91day Maturity	(0.00)	0.00	(0.00)	0.00	0.00	0.00	0.00	(0.00)
890	CD Investments 6 month Maturity	0.00	0.00	0.00	0.00	0.00	0.00	0.00	0.00
890	CD Investments 12 month Maturity	2,268,308.61	0.00	2,268,308.61	11,330.21	0.00	0.00	11,330.21	2,279,638.82
890	CD Non-Depository	487,108.46	0.00	487,108.46	2,190.04	0.00	(1,369.06)	820.98	487,929.44
890	CDARS Investments	11,891,232.46	0.00	11,891,232.46	47,783.34	0.00	4,243,296.92	4,291,080.26	16,182,312.72
890	TexPool Pooled Investments	500,586.61	0.00	500,586.61	119.61	0.00	0.00	119.61	500,706.22
890	Jury Pooled Cash	3,953.67	0.00	3,953.67	0.00	(12,500.00)	13,156.33	656.33	4,610.00
	TOTAL CASH IN BANK - POOLED CASH ACCOUNTS	\$ 17,949,786.89	\$ -	\$ 17,949,786.89	\$ 19,739,043.27	\$ (12,419,693.92)	\$ 1,943.57	\$ 7,321,292.92	\$ 25,271,079.81

FILED FOR RECORD
MAY 12 2015
WOOD COUNTY

FUND CODE	FUND NAME	CASH BALANCE	REVISION PRIOR-MONTH	CASH BALANCE			TRANSFER	Net Change	CASH BALANCE
		10/01/2014	RECLASSES	10/01/2014	RECEIPTS	DISBURSEMENTS	IN/OUT		4/30/2015
CASH IN BANK - NON POOLED CASH ACCOUNTS - NON-BUDGETED, NON-COUNTY OR OTHER FUNDS									
BANKTEXAS ACCOUNTS									
200	Road & Bridge CD RRC Restricted	\$ 25,839.62	\$ -	\$ 25,839.62	\$ 98.98	\$ -	\$ -	\$ 98.98	\$ 25,938.60
401	Grant Fund	0.00	0.00	0.00	39,450.00	(39,450.00)	0.00	0.00	0.00
601	Interest & Sinking	19,938.34	0.00	19,938.34	783.99	0.00	0.00	783.99	20,722.33
895	Health Plan	342,671.40	0.00	342,671.40	1,512,811.00	(1,506,774.58)	27,877.79	33,914.21	376,585.61
895	Health Plan CD 91 day maturity	0.00	0.00	0.00	0.00	0.00	0.00	0.00	0.00
895	Health Plan CD 6 month maturity	0.00	0.00	0.00	0.00	0.00	0.00	0.00	0.00
895	Health Plan CD 12 month maturity	204,604.93	0.00	204,604.93	748.44	0.00	0.00	748.44	205,353.37
895	Health Plan CDARS	1,004,074.21	0.00	1,004,074.21	4,173.51	0.00	(27,877.79)	(23,704.28)	980,369.93
898	MRP/DPC Cleaning	9,632.54	0.00	9,632.54	29,985.28	(31,032.33)	(1,943.57)	(2,990.62)	6,641.92
	JP1 Cleaning	0.00	0.00	0.00	82,080.25	(65,164.81)	0.00	16,915.44	16,915.44
	JP2 Cleaning	0.00	0.00	0.00	48,009.14	(40,982.09)	0.00	7,027.05	7,027.05
	JP3 Cleaning Account	0.00	0.00	0.00	43,767.20	(37,687.65)	0.00	6,079.55	6,079.55
	JP4 Cleaning Account	3,812.00	0.00	3,812.00	36,374.05	(37,305.50)	0.00	-931.45	2,880.55
	RV Cleaning Account	0.00	0.00	0.00	23,335.00	(22,539.00)	0.00	796.00	796.00
	Treasurer's Credit Card	0.00	0.00	0.00	1,126.00	(1,126.00)	0.00	0.00	0.00
999	USVSWMD CD TCEQ Restricted	12,403.01	0.00	12,403.01	47.51	0.00	0.00	47.51	12,450.52
	TOTAL BANKTEXAS - NON POOLED CASH ACCOUNTS	\$ 1,622,976.05	0.00	\$ 1,622,976.05	\$ 1,822,790.35	\$ (1,782,061.96)	\$ (1,943.57)	\$ 38,784.82	\$ 1,661,760.87
TEXPOOL ACCOUNTS									
601	Interest & Sinking	35,945.35	0.00	35,945.35	8.52	0.00	0.00	8.52	35,953.87
895	Health Plan	1,147.23	0.00	1,147.23	0.00	0.00	0.00	0.00	1,147.23
	TOTAL TEXPOOL - NON POOLED CASH ACCOUNTS	\$ 37,092.58	0.00	\$ 37,092.58	\$ 8.52	\$ 0.00	\$ 0.00	\$ 8.52	\$ 37,101.10
	TOTAL CASH IN BANK - NON POOLED CASH ACCOUNTS	\$ 1,660,068.63	0.00	\$ 1,660,068.63	\$ 1,822,798.87	\$ (1,782,061.96)	\$ (1,943.57)	\$ 38,793.34	\$ 1,698,861.97
	TOTAL CASH IN BANK - ALL TREASURER'S ACCOUNTS	\$ 19,609,855.52	\$ -	\$ 19,609,855.52	\$ 21,561,842.14	\$ (14,201,755.88)	\$ 0.00	\$ 7,360,086.26	\$ 26,969,941.78

Miscellaneous Information

Indebtedness as of 4/30/2015: \$0.00 Certificate of Obligation: Non Certificates of Obligation: None
 RB Line of Credit-Railroad Commission \$25,000 CD Secured - Current Balance Available \$25,928

Bank Texas:	Cash Balance	\$ 25,944,205.02
Non-Depository Investments:	Cash Balance	487,929.44
TexPool:	Cash Balance	537,807.32
Total Cash Balance:		\$ 26,969,941.78

Bank Texas Interest Income:	\$ 18,467.05	
Non-Depository Interest Income	2,190.04	
CDARS Interest Income	51,957.15	
TexPool Interest Income:	128.13	
Total Interest Income	\$ 72,742.37	0.00

I, Becky S. Burford, County Treasurer, in and for the County of Wood, State of Texas, do hereby present the April 2015 Year-to-date Statement of Cash Accounts Activity, the attached Treasurer's Report of Cash Receipts and Disbursements, and the Report of Securities as true and correct statements, to the best of my knowledge, of accounts under the control of Wood County Treasurer and furthermore state that the fund balance on deposit earning interest in accordance with the Wood County Investment Policy and Wood County Depository Contract.

Becky S. Burford, Wood County Treasurer

Presented, examined, and accepted at the regular term of Commissioners Court on this the 22nd day of May 2015.

Bryan Jeanes, County Clerk

Virgil Roberts, Commissioner Precinct 1


Jerry Gaslett, Commissioner Precinct 2

Roger Pace, Commissioner Precinct 3

Russell Acker, Commissioner Precinct 4

Tara Sellars, Auditor

Kelley Price, County Clerk



COUNTY CLERK, WOOD COUNTY
 2015 MAY 22 11:10 AM
 FILED FOR RECORD

**WOOD COUNTY, TEXAS
 RECAP OF FUNDS BY BANK ACCOUNTS
 FOR THE YEAR-TO-DATE ENDING APRIL 30, 2015**

Fund	Beginning Cash Balance	Y-T-D Receipts	Y-T-D Disbursements	Transfers	Ending Balance	BankTexas Quitman	-----Allocation of Cash-----			Total Cash
							BankTexas CDARS	Non-Depository Banks	TexPool	
200 Road & Bridge CD Restricted	\$ 25,839.62	\$ 98.98	\$ -	\$ -	\$ 25,938.60	\$ 25,938.60	\$ -	\$ -	\$ -	\$ 25,938.60
401 Texas Comm. Dev. Program	0.00	39,450.00	(39,450.00)	0.00	0.00	0.00	0.00	0.00	0.00	0.00
601 Interest and Sinking	55,883.69	792.51	0.00	0.00	56,676.20	20,722.33	0.00	0.00	35,953.87	56,676.20
890 Pooled Funds	3,303,137.36	19,677,739.68	(12,419,693.92)	(4,239,984.29)	6,321,198.83	5,820,492.61	0.00	0.00	500,706.22	6,321,198.83
890 Pooled CDs	14,646,649.53	61,303.59	0.00	4,241,927.86	18,949,880.98	2,279,638.82	16,182,312.72	487,929.44	0.00	18,949,880.98
895 Health Plan Fund	343,818.63	1,512,811.00	(1,506,774.58)	27,877.79	377,732.84	376,585.61	0.00	0.00	1,147.23	377,732.84
895 Health Plan CDs	1,208,679.14	4,921.95	0.00	(27,877.79)	1,185,723.30	205,353.37	980,369.93	0.00	0.00	1,185,723.30
898 Flex Savings Clearing	9,632.54	29,985.28	(31,032.33)	(1,943.57)	6,641.92	6,641.92	0.00	0.00	0.00	6,641.92
JP1 Clearing Account	0.00	82,080.25	(65,164.81)	0.00	16,915.44	16,915.44				16,915.44
JP2 Clearing Account	0.00	48,009.14	(40,982.09)	0.00	7,027.05	7,027.05				7,027.05
JP3 Clearing Account	0.00	43,767.20	(37,687.65)	0.00	6,079.55	6,079.55	0.00	0.00	0.00	6,079.55
JP4 Clearing Account	3,812.00	36,374.05	(37,305.50)	0.00	2,880.55	2,880.55	0.00	0.00	0.00	2,880.55
RV Park Clearing Account	0.00	23,335.00	(22,539.00)	0.00	796.00	796.00	0.00	0.00	0.00	796.00
Treasurer's Credit Card	0.00	1,126.00	(1,126.00)	0.00	0.00	0.00	0.00	0.00	0.00	0.00
999 USVSWMD CD Restricted*	12,403.01	47.51	0.00	0.00	12,450.52	12,450.52	0.00	0.00	0.00	12,450.52
Grand Total	\$ 19,609,855.52	\$ 21,561,842.14	\$ (14,201,755.88)	(0.00)	\$ 26,969,941.78	\$ 8,781,522.37	\$ 17,162,682.65	\$ 487,929.44	\$ 537,807.32	\$ 26,969,941.78

*Non-County Funds

SECURITIES PLEDGED TO WOOD COUNTY, TEXAS
Report as of April 30, 2015

ID	Pledge Date	Description	CUSIP	Maturity Date	Current Par	Market Value 3.31.15	Market Value 4.30.15
	01/06/2015	FL Bend Co MUD #46	346909GX6	9/1/18		\$435,693	\$0
	02/02/2015	Houston Cmnty CLG	44236PEF1	2/15/19	\$140,000	\$161,669	\$161,116
	01/06/2015	Lufkin ISD TX 19	549815LE6	2/15/19	\$250,000	\$256,582	\$256,425
10619	06/18/2012	Decatur, TX	243320GE2	3/1/19	150,000	161,304	160,806
	01/20/2012	Orange TX WW & SWR Rev	685287CA0	8/1/19	150,000	152,025	151,587
	01/06/2015	Euleess-CTFS	298283J88	8/15/19	50,000	55,830	55,765
	01/06/2015	Floresville TX Electric	340406KF5	8/15/19	260,000	265,821	267,041
	02/02/2015	Hallsville	406342AD7	8/15/19	125,000	128,119	128,155
	01/05/2015	Mequite ISD-Sch Bldg	59079594C7	8/15/19	150,000	166,473	166,296
	12/30/2014	Sildell ISD	831389EA5	8/15/19	160,000	174,931	174,641
	12/30/2014	Springtown	851830DZ9	8/15/19	165,000	170,117	170,006
	02/07/2013	Waco TX ISD	929845RP2	8/15/19	145,000	157,999	157,748
	12/30/2014	Celina-CTFS OBLG	151141MF2	9/1/19	65,000	69,393	69,372
	01/17/2013	Dumas TX	264633GW2	9/1/19		389,325	0
	12/30/2014	Mineola, TX	602771JG3	9/1/19	165,000	186,500	186,100
	02/07/2013	Hewitt TX	428230NN2	11/1/19	110,000	115,821	115,872
	02/07/2013	Anahuac TX ISD	032645CZ4	2/15/20	100,000	117,131	116,842
	02/07/2013	Angelina Cnty TX	034717KW7	2/15/20	155,000	158,715	158,687
	02/07/2013	Arlington TX ISD	041826XC7	2/15/20	100,000	110,887	110,666
	12/30/2014	Diboll CTFS OBLIGA	252867KU9	2/15/20	80,000	83,030	82,998
	02/07/2013	Ector TX ISD	279272CQ9	2/15/20	110,000	119,317	119,155
	12/30/2014	Edna ISD	281335FZ7	2/15/20		246,303	0
	02/07/2013	Jasper TX ISD	471844HP8	2/15/20	105,000	119,940	119,687
	12/30/2014	Ennis CTFS OBLIG	293425VN1	8/1/20	100,000	107,589	107,556
	02/01/2013	Kleinwood TX MUD	498575HS1	Released 04/06/2015		360,849	0
	02/01/2013	Sanger TX	800876DH4	8/1/20	100,000	108,887	108,715
	01/05/2015	Beeville-CTFS	077131JG6	8/15/20	70,000	71,581	71,548
	02/06/2013	Keller TX	487684U91	8/15/20	140,000	146,968	146,793
	02/01/2013	Lone Oak TX ISD	542218GA4	8/15/20	195,000	201,965	201,835
	12/31/2014	SPR ISD Schoolhouse TX	85000P79	8/15/20	100,000	113,845	113,485
	12/31/2014	Sulphur Springs-Ref TX	865525QZ5	9/1/20	180,000	182,448	182,594
	12/31/2014	Upton CO-Ref TX	916813AY4	2/1/21	100,000	104,277	104,558
	12/31/2014	Arlington ISD Bldg	041826XP8	2/5/21	150,000	169,926	169,803
	12/31/2014	El Campo ISD	282783FP9	2/15/21	175,000	190,202	190,271
	02/06/2013	Jasper TX ISD	471844HQ6	2/15/21	105,000	122,612	122,548
	03/29/2012	Kyle TX - Assured Gty	501552EC3	2/15/21		539,580	0
	03/29/2012	Parmer County TX	701761AM0	2/15/21	215,000	229,513	229,646
	02/09/2013	Ferris TX	31569CT3	3/1/21	105,000	115,673	115,454
	12/31/2014	Caldwell Cnty	129006FH0	8/1/21	60,000	64,990	65,047
	12/31/2014	Round Rock Util Sys	779244BY7	8/1/21	100,000	111,389	111,360
	12/31/2014	Beeville-CTFS	077131JH4	8/15/21	70,000	73,436	73,509
	12/31/2014	Krum TX	501080DZ5	8/15/21	100,000	111,965	111,990
	12/31/2014	Celina-CTFS OBLG	151141MH8	9/1/21	70,000	75,584	75,779
10637	01/20/2012	Granbury TX Util Sys	385082HY1	9/15/21		247,687	0
	02/07/2013	West Univ Place TX	956398QW4	2/1/22	100,000	112,456	112,634
	02/07/2013	Japser TX ISD	471844HR4	2/15/22	110,000	129,587	129,820
	02/07/2013	Ferris TX	315669CU0	3/1/22	110,000	120,560	120,407
	01/17/2013	Celina TX	151141ND6	9/1/22	415,000	447,424	448,366
	12/31/2014	Lake Jackson Wtr/SWR	510066NW9	4/15/23	100,000	104,930	105,076
	12/31/2014	Washington Jr. Clg	938688TG3	10/1/23	100,000	112,570	112,644
	12/31/2014	Watauga-CTFS	941097PA9	2/1/24	100,000	103,399	103,595
	12/31/2014	Belton ISD	081077WG0	2/15/24	100,000	106,319	106,325
10639	01/20/2012	Quitman ISD Ref GO	749030CT7	2/15/24		547,653	0
	12/31/2014	Hallsville-CTFS	406342AJ4	8/15/14	135,000	139,019	139,277
	12/31/2014	Lago Vista ISD	507075KC2	8/15/24	135,000	147,901	147,949
	01/17/2013	Lumberton TX MUD	550227BG6	8/15/24	280,000	285,303	285,681
	12/31/2014	TX Tech	88276RCC4	8/1/25	105,000	112,128	112,122
	12/31/2014	Beeville-CTFS	077131JM3	8/15/15	155,000	170,551	170,805
	01/03/2013	MBS GNMA I PLATINUM	3622A2A93	7/15/27		565,181	0
	12/31/2014	Watauga-CTFS	941097PE1	2/1/28	105,000	109,769	110,434
	10/02/2014	FHLMC 20 YR	3128P7QU0	4/3/31		1,936,577	0
					\$6,920,000	\$12,705,218	\$7,436,591

Total BankTexas Account Balances as of report date: \$ 6,114,578 \$ 5,812,860

NOTE: FDIC insurance coverage is in addition to listed securities.

WOOD COUNTY, TEXAS

INVESTMENT ACTIVITY FOR APRIL 30, 2015

04/30/2015

CD ID	Description	Bank	Acct	Lock Box BT	Term	Days to Maturity	Original Principal	Prior Balance	Purchases/Deposits	Interest Credited	Withdrawals	Current Balance	This Month's	Accumulated
								03/31/2015				04/30/2015	Unpaid Interest	Unpaid Interest
16	*7485 DPC 12 MONTH	BT	DPC		365	194	\$ 500,000.00	\$ 511,537.43		\$ 271.54		\$ 511,808.97	\$ 184.04	\$ 184.04
17	*7507 DPC 12 MONTH	BT	DPC		365	194	250,000.00	255,768.73		135.77		255,904.50	92.02	92.02
18	*7523 HP 12 MONTH	BT	HP		365	194	75,000.00	76,730.55		40.73		76,771.28	27.60	27.60
58	*182 DPC 365 DAY	CNB	DPC		365	168	124,200.00	124,372.17		168.67		124,540.84	30.02	30.02
59	*183 DPC 365 DAY	CNB	DPC		365	168	124,200.00	124,372.17		168.67		124,540.84	30.02	30.02
60	*884 DPC 365 DAY	FNBW	DPC		365	169	117,500.00	119,232.63		191.25		119,423.88	29.77	29.77
61	*885 DPC 365 DAY	FNBW	DPC		365	169	117,500.00	119,232.63		191.25		119,423.88	29.77	29.77
68G & 68H	CDARS 30 Month	BT*	DPC		910	182	600,000.00	610,562.90		1,676.72		612,239.62	16.75	16.75
69G & 69H	CDARS HP 30 Month	BT*	HP		910	182	250,000.00	254,401.22		698.63		255,099.85	6.98	6.98
72G	CDARS 30 Month	BT*	DPC		910	212	500,000.00	509,290.84		431.33		509,722.17	0.00	0.00
79F	CDARS 13 Week x9	BT	DPC		910	308	400,000.00	406,028.42		0.00		406,028.42	357.52	679.00
80F	CDARS 13 Week x9	BT	DPC		910	308	400,001.00	406,029.42		0.00		406,029.42	357.51	678.99
81F	CDARS 13 Week x9	BT	DPC		910	308	400,002.00	406,030.43		0.00		406,030.43	357.54	679.01
96	*4149 365 DAY	BT	DPC		365	245	500,000.00	503,984.59		258.90		504,243.49	8.63	8.63
97	*4160 365 DAY	BT	HP		365	245	127,500.00	128,516.07		66.02		128,582.09	2.20	2.20
113	CDARS 52 Week	BT	DPC		364	Redeemed	400,003.00	402,507.63		56.46	(402,564.09)	0.00	0.00	0.00
114	CDARS 52 Week	BT	DPC		364	14	400,004.00	402,261.72		211.65		402,473.37	0.00	0.00
115	CDARS 52 Week	BT	HP		364	28	95,000.00	95,512.75		50.25		95,563.00	0.00	0.00
116	CDARS 52 Week	BT	DPC		364	42	400,005.00	402,065.28		211.55		402,276.83	0.00	0.00
117	CDARS 52 Week	BT	DPC		364	70	400,006.00	401,868.92		211.44		402,080.36	0.00	0.00
118	CDARS 52 Week	BT	DPC		364	84	700,001.00	703,088.47		369.94		703,458.41	0.00	0.00
119	CDARS 52 Week	BT	HP		364	84	100,000.00	100,441.07		52.85		100,493.92	0.00	0.00
120	CDARS 52 Week	BT	DPC		364	92	700,002.00	703,003.18		369.90		703,373.08	0.00	0.00
121	CDARS 52 Week	BT	DPC		364	105	400,007.00	401,823.39		211.32		401,834.71	0.00	0.00
122	CDARS 52 Week	BT	DPC		364	105	700,003.00	702,831.63		369.81		703,201.44	0.00	0.00
123	CD 24 month	BT	DPC		730	471	500,000.00	503,349.30		491.63		503,840.93	285.73	285.73
124	CD 24 month	BT	DPC		730	471	500,000.00	503,349.30		491.63		503,840.93	285.73	285.73
125	CDARS 52 Week	BT	DPC		364	133	400,008.00	401,427.27		211.21		401,638.48	0.00	0.00
126	CDARS 52 Week	BT	DPC		364	133	700,004.00	702,487.71		369.61		702,857.32	0.00	0.00
127	CDARS 52 Week	BT	DPC		364	168	400,009.00	401,182.01		211.08		401,393.09	0.00	0.00
128	CDARS 52 Week	BT	DPC		364	168	500,000.00	501,466.19		263.85		501,730.04	0.00	0.00
129	CDARS 52 Week	BT	HP		364	168	100,000.00	100,292.32		52.60		100,344.92	0.00	0.00
130	CDARS 52 Week	BT	DPC		364	189	500,001.00	501,282.60		263.75		501,546.35	0.00	0.00
131	CDARS 52 Week	BT	HP		364	189	127,500.00	127,826.81		67.26		127,894.07	0.00	0.00
132	CDARS 52 Week	BT	HP		364	211	100,000.00	100,217.65		52.73		100,270.38	0.00	0.00
133	CDARS 26 Week	BT	DPC		182	77	750,000.00	750,312.38		123.33		750,435.71	0.00	0.00
134	CDARS 26 Week	BT	HP		182	77	125,000.00	125,052.06		20.56		125,072.62	0.00	0.00
135	CDARS 26 Week	BT	DPC		182	84	1,250,000.00	1,250,472.63		205.55		1,250,678.18	0.00	0.00
136	CDARS 13 Week	BT	DPC		91	Redeemed	1,250,000.00	1,250,472.66		150.75	(1,250,623.41)	0.00	0.00	0.00
137	CDARS 52 Week	BT	DPC		364	266	402,250.00	402,736.93		211.90		402,948.83	0.00	0.00
138	CDARS 13 Week	BT	HP		364	266	75,500.00	75,591.40		39.77		75,631.17	0.00	0.00
139	CDARS 13 Week	BT	DPC		91	Redeemed	1,000,000.00	1,000,339.75		158.96	(1,000,498.71)	0.00	0.00	0.00
140	CDARS 26 Week	BT	DPC		182	98	1,000,003.00	1,000,304.39		164.42		1,000,468.81	0.00	0.00
141	CDARS 13 Week	BT	DPC		91	7	1,000,002.00	1,000,303.40		164.43		1,000,467.83	0.00	0.00
142	CDARS 13 Week	BT	DPC		91	14	1,000,004.00	1,000,267.02		164.43		1,000,431.45	0.00	0.00
143	CDARS 104 Week	BT	DPC		728	651	402,250.00	402,858.79		380.97		403,239.76	0.00	0.00
144	CDARS 26 Week	BT	DPC		182	105	1,000,005.00	1,000,268.03		164.42		1,000,432.45	0.00	0.00
145	CDARS 52 Week	BT	DPC		364	315	402,502.00	402,643.17		211.85		402,855.02	0.00	0.00
146	CDARS 104 Week	BT	DPC		728	714	402,251.00		402,251.00	190.14		402,441.14	0.00	0.00
Restricted	RB CD *1703 RRC	BT*	DPC		365	331	25,000.00	25,916.59		22.01		25,938.60	0.00	0.00
Restricted	USV CD *1639 TCEQ	BT*	DPC		365	330	12,000.00	12,439.95		10.57		12,450.52	0.00	0.00
	Total CDs						\$ 22,705,223.00	\$ 22,414,154.55	\$ 402,251.00	\$ 11,274.06	\$(2,653,686.21)	\$ 20,173,993.40	\$ 2,101.83	\$ 3,066.26
	TEXPOOL					WAM						0.00		
	Deposit Pooled Cash	TxP	DPC		49	n/a		\$ 500,681.14		\$ 16.93		\$ 500,698.07	n/a	n/a
	Interest & Sinking	TxP	I&S		49	n/a		35,952.37		1.50		35,953.87	n/a	n/a
	Health Plan	TxP	HP		49	n/a		1,147.23		0.00	0.00	1,147.23	n/a	n/a
	Total Pools							\$ 537,780.74	\$ -	\$ 18.43	\$ -	\$ 537,799.17		
	Insured Cash Sweeps Accounts			0										
	Deposit Pooled Cash	BT*			n/a	n/a	n/a	\$ 2,666,228.68	\$ 1,271,981.11	\$ 372.85	\$(1,676,708.11)	\$ 2,261,774.53	n/a	n/a
	Accounts Payable Cash	BT*			n/a	n/a	n/a	589,130.19	1,024,468.05	137.02	(733,442.53)	880,292.73	n/a	n/a
	Payroll Cash	BT*			n/a	n/a	n/a	564,041.21	1,130,812.66	123.19	(692,044.77)	1,002,932.29	n/a	n/a
	Health Plan	BT*			n/a	n/a	n/a	350,670.44	220,492.03	54.55	(162,486.93)	408,730.09	n/a	n/a
	Total Sweeps							\$ 4,170,070.52	\$ 3,647,653.85	\$ 687.61	\$(3,264,682.34)	\$ 4,553,729.64		
	Total Investments					363		\$ 27,122,005.81	\$ 4,049,904.85	\$ 11,980.10	\$(5,918,368.55)	\$ 25,265,522.21	\$ 2,101.83	\$ 3,066.26

										Investments By Type		
										BT - Traditional CD	\$ 2,484,992.19	9.84%
										BT - CDARS	17,162,682.65	67.93%
										Non-Depository CD	487,929.44	1.93%
										BT-Restricted CD	38,389.12	0.15%
										BT-ICS *	4,553,729.64	18.02%
										Pools	537,799.17	2.13%
										Total	\$ 25,265,522.21	100.00%
* Does not include in-transit items which can be either positive or negative.												
Note	BT* - BankTexas is the county's placement bank for both CDARS and ICS accounts into other FDIC covered banks. For bank details use Supplement Investment Schedule.											
<i>I hereby submit the above report in addition to attached Supplement Investment Schedule as the written report of investment transactions for all invested funds held by Wood County Treasurer for period shown above and certify that these investments are in compliance with the local investment policy and Public Funds Investment Act.</i>												
Becky S. Burford, Wood County Treasurer Wood County Investment Officer												

WOOD COUNTY, TEXAS
Supplement Investment Schedule
Summary of FDIC-Insured Institutions
Outside of Depository Bank

04/30/2015

Bank	Location	Balance	Reference	Term	Maturity Date	Recap By Type	Totals
City National Bank	Quitman, TX	\$ 249,081.68	CD 588 59	12 Month	10/15/2015	Local CD	\$ 487,929.44
First National Bank-Winnsboro, T	Winnsboro, TX	238,847.76	CD 608 61	12 Month	10/16/2015	Insured Cash Sweep	4,553,729.64
Cardinal Bank		121,839.47	CDARS#68H	30 Month*	10/29/2015	CDARS	17,162,682.65
Commercial Bank	Harrogate, TN	241,900.15	CDARS#68H	30 Month*	10/29/2015		
Northern Bank & Trust Co	Woburn, MA	248,500.00	CDARS#68H	30 Month*	10/29/2015		\$ 22,204,341.73
Commercial Bank	Harrogate, TN	6,599.85	CDARS#69H - HP	30 Month*	10/29/2015		
Regent Bank	Davie, FL	248,500.00	CDARS#69H - HP	30 Month*	10/29/2015		0.00
BBCN	Los Angeles, CA	248,949.20	CDARS#72G	13 week	02/26/2015		
First Security Bank	Mackinaw, IL	248,949.20	CDARS#72G	13 week	02/26/2015		
Machias Savings Bank	Machias, ME	11,823.77	CDARS#72G	13 week	02/26/2015		
Commercial Bank of California	Irvine, CA	41,128.61	CDARS#79F	30 Month*	03/03/2016		
Community West Bank, N.A.	Goleta, CA	116,399.81	CDARS#79F	30 Month*	03/03/2016		
Southwest Bank	Fort Worth, TX	248,500.00	CDARS#79F	30 Month*	03/03/2016		
AmericanWest Bank	Spokane, WA	90,001.84	CDARS#80F	30 Month*	03/03/2016		
Anchor D Bank	Texhoma, OK	12,000.00	CDARS#80F	30 Month*	03/03/2016		
First State Bank of Forsyth	Forsyth, MT	55,527.58	CDARS#80F	30 Month*	03/03/2016		
Monarch Bank	Chesapeake, VA	248,500.00	CDARS#80F	30 Month*	03/03/2016		
AmericanWest Bank	Spokane, WA	158,498.16	CDARS#81F	30 Month*	03/03/2016		
Commercial Bank of California	Irvine, CA	207,371.39	CDARS#81F	30 Month*	03/03/2016		
Independent Bank	McKinney, TX	40,160.88	CDARS#81F	30 Month*	03/03/2016		
Access National Bank	Reston, VA	245,003.21	CDARS#114	52week	05/14/2015		
River City Bank	Sacramento, CA	157,470.16	CDARS#114	52week	05/14/2015		
Community Business Bank	West Sacramento, CA	95,563.00	CDARS#115-HP	52week	05/28/2015		
Industrial Bank	Washington DC	157,393.87	CDARS#116	52week	06/11/2015		
The PrivateBank and Trust Comp	Chicago, IL	244,882.96	CDARS#116	52week	06/11/2015		
Commerce Union Bank	Springfield, TN	142,487.44	CDARS#117	52week	07/09/2015		
FirstCapital Bank of Texas, N. A.	Midland, TX	242,249.79	CDARS#117	52week	07/09/2015		
Independent Bank	McKinney, TX	17,343.13	CDARS#117	52week	07/09/2015		
CrossFirst Bank	Leawood, KS	244,702.68	CDARS#118	52week	07/23/2015		
First NBC Bank	New Orleans, LA	180,549.56	CDARS#118	52week	07/23/2015		
The Farmers & Merchants State B	Archbold, OH	133,997.40	CDARS#118	52week	07/23/2015		
United Bank - Fairfax	Fairfax, Va	144,208.77	CDARS#118	52week	07/23/2015		
United Bank - Fairfax	Fairfax, Va	100,493.92	CDARS#119-HP	52week	07/23/2015		
EagleBank	Bethesda, MD	198,955.55	CDARS#120	52week	07/30/2015		
Farm Bureau Bank FSB	Sparks, NV	242,160.61	CDARS#120	52week	07/30/2015		
John Marshall Bank	Reston, VA	242,160.61	CDARS#120	52week	07/30/2015		
Susquehanna Bank	Lititz, PA	20,096.31	CDARS#120	52week	07/30/2015		
Armstrong Bank	Muskogee, OK	98,212.04	CDARS#121	52week	08/13/2015		
East West Bank	Pasadena, CA	23,102.08	CDARS#121	52week	08/13/2015		
Mutual of Omaha Bank	Omaha, NE	242,101.17	CDARS#121	52week	08/13/2015		
The First, A Natl Banking Associat	Hattisburg, MS	38,419.42	CDARS#121	52week	08/13/2015		
Bremer Bank, National Associati	South St. Paul, MN	242,101.17	CDARS#122	52week	08/13/2015		
East West Bank	Pasadena, CA	218,999.10	CDARS#122	52week	08/13/2015		
Western Alliance Bank	Phoenix, AZ	242,101.17	CDARS#122	52week	08/13/2015		
Allegiance Bank Texas	Houston, Texas	157,145.94	CDARS#125	52week	09/10/2015		
Texas National Bank of Jacksonv	Jacksonville, TX	244,492.54	CDARS#125	52week	09/10/2015		
Allegiance Bank Texas	Houston, Texas	87,346.58	CDARS#126	52week	09/10/2015		
Bank Hapoalim BM	New York, NY	126,525.66	CDARS#126	52week	09/10/2015		
Lone Star State Bank of West Tex	Lubbock, TX	244,492.54	CDARS#126	52week	09/10/2015		
Progress Bank and Trust	Huntsville, AL	244,492.54	CDARS#126	52week	09/10/2015		
First United Bank and Trust Comp	Durant, OK	150,026.33	CDARS#127	52week	10/15/2015		
Independence Bank - Havre	Havre, MT	9,532.87	CDARS#127	52week	10/15/2015		
Kansas State Bank of Manhattan	Manhattan, KS	241,833.89	CDARS#127	52week	10/15/2015		
Crestmark Bank	Troy, MI	26,600.72	CDARS#128	52week	10/15/2015		
First United Bank and Trust Comp	Durant, OK	91,807.56	CDARS#128	52week	10/15/2015		
Mechanics & Farmers Bank	Durham, NC	241,833.89	CDARS#128	52week	10/15/2015		
TriState Capital Bank	Pittsburgh, PA	141,487.87	CDARS#128	52week	10/15/2015		
TriState Capital Bank	Pittsburgh, PA	100,344.92	CDARS#129	52week	10/15/2015		
First Community Bank	Bluefield, VA	111,735.86	CDARS#130	52week	11/05/2015		
Happy State Bank	Happy, TX	113,850.79	CDARS#130	52week	11/05/2015		
Metropolitan Bank	Crystal Springs, MS	241,744.87	CDARS#130	52week	11/05/2015		
Town North Bank, N. A.	Dallas, TX	34,214.83	CDARS#130	52week	11/05/2015		
Happy State Bank	Happy, TX	127,894.07	CDARS#131	52week	11/05/2015		
Meridian Bank	Malvern, PA	13,277.95	CDARS#132	52week	11/27/2015		
Oakstar Bank	Springfield, MO	86,992.43	CDARS#132	52week	11/27/2015		
Business First Bank	Baton Rouge, LA	246,142.91	CDARS#133	26week	07/16/2015		
Great Southern Bank	Reeds Springs, MO	199,733.38	CDARS#133	26week	07/16/2015		
Iberiabank	Lafayette, LA	246,142.91	CDARS#133	26week	07/16/2015		
NewBridge Bank	Greensboro, NC	58,416.51	CDARS#133	26week	07/16/2015		
NewBridge Bank	Greensboro, NC	125,072.62	CDARS#134 -HP	26week	07/16/2015		
BOKF, National Association	Tulsa, OK	246,133.46	CDARS#135	26week	07/23/2015		
Central Bank Bank of St. Louis	Clayton, MO	215,187.10	CDARS#135	26week	07/23/2015		
EverBank	Jacksonville, FL	246,133.46	CDARS#135	26week	07/23/2015		
St. Louis Bank	Town and Country, MO	108,161.42	CDARS#135	26week	07/23/2015		
Texas Community Bank	Laredo, TX	246,133.46	CDARS#135	26week	07/23/2015		
The Delaware County Bank & Tru	Lewis Center, OH	190,929.28	CDARS#135	26week	07/23/2015		
First NBC Bank	New Orleans, LA	63,948.72	CDARS#137	52week	01/21/2016		
Genesee Regional Bank	Rochester, NY	170,708.24	CDARS#137	52week	01/21/2016		
Old Line Bank	Bowie, MD	168,291.87	CDARS#137	52week	01/21/2016		
Old Line Bank	Bowie, MD	75,631.17	CDARS#138 -HP	52week	01/21/2016		
City First Bank of D. C., NA	Washington DC	244,613.89	CDARS#140	26week	08/06/2015		
Genesee Regional Bank	Rochester, NY	73,121.87	CDARS#140	26week	08/06/2015		
Howard Bank	Elliott City, MD	113,180.25	CDARS#140	26week	08/06/2015		
LegacyTexas Bank	Plano, TX	44,020.49	CDARS#140	26week	08/06/2015		
Southern Bancorp Bank	Arkadelphia, AR	244,613.89	CDARS#140	26week	08/06/2015		
Western National Bank	Duluth, MN	244,613.89	CDARS#140	26week	08/06/2015		
WesBanco Bank, Inc.	Wheeling, WV	36,304.53	CDARS#140	26week	08/06/2015		
Central Bank Bank of St. Louis	Clayton, MO	30,944.00	CDARS#141	13week	05/07/2015		
Community Business Bank	West Sacramento, CA	146,068.01	CDARS#141	13week	05/07/2015		
Grandpoint Bank	Los Angeles, CA	248,615.76	CDARS#141	13week	05/07/2015		
Heritage Bank National Associati	Spicer, MN	194,790.65	CDARS#141	13week	05/07/2015		
Howard Bank	Elliott City, MD	131,433.65	CDARS#141	13week	05/07/2015		

WOOD COUNTY, TEXAS
Supplement Investment Schedule
Summary of FDIC-Insured Institutions
Outside of Depository Bank
04/30/2015

Bank	Location	Balance	Reference	Term	Maturity Date	Recap By Type	Totals
Two Rivers Bank & Trust	Burlington, IA	248,615.76	CDARS#141	13week	05/07/2015		
Boston Private Bank & Trust Com	Boston, MA	248,606.22	CDARS#142	13week	05/14/2015		
Cass Commercial Bank	Bridgeton, MO	248,606.22	CDARS#142	13week	05/14/2015		
Pacific Western Bank	San Diego, CA	6,006.57	CDARS#142	13week	05/14/2015		
Pathfinder Bank	Oswego, NY	248,606.22	CDARS#142	13week	05/14/2015		
The Fairfield National Bank	Fairfield, IL	248,606.22	CDARS#142	13week	05/14/2015		
Bangor Savings Bank	Bangor, NE	240,590.53	CDARS#143	104 week	02/09/2017		
EagleBank	Bethesda, MD	42,101.34	CDARS#143	104 week	02/09/2017		
First National Bank of Michigan	Kalamazoo, MI	120,547.89	CDARS#143	104 week	02/09/2017		
Heritage Bank National Associati	Spicer, MN	49,821.33	CDARS#144	26week	08/13/2015		
Pinnacle Bank	Nashville, TN	244,604.51	CDARS#144	26week	08/13/2015		
The Bank of Missouri	Perryville, MO	216,797.59	CDARS#144	26week	08/13/2015		
Univest Bank & Trust Co.	Souderton, PA	244,604.51	CDARS#144	26week	08/13/2015		
Valley National Bank	Wayne, NJ	244,604.51	CDARS#144	26week	08/13/2015		
Customers Bank	Wyomissing, PA	241,211.38	CDARS#145	52week	03/10/2016		
Decorah Bank & Trust Company	Decorah, IA	161,643.64	CDARS#145	52week	03/10/2016		
Bank of the West	San Francisco, CA	126,637.96	CDARS#146	104 week	04/13/2017		
Georgia Commerce Bank	Atlanta, GA	38,190.91	CDARS#146	104 week	04/13/2017		
Singature Bank	New York, NY	237,612.27	CDARS#146	104 week	04/13/2017		
58479 Bank of Central Florida	Lakeland, FL	245,033.12	ICS-AP	n/a	n/a		
57919 ConnectOne Bank	Englewood Cliffs, NJ	245,040.27	ICS-AP	n/a	n/a		
8405 F&M Trust Co. of Chambersburg	Chambersburg, PA	245,040.20	ICS-AP	n/a	n/a		
16810 Farmers and Merchants Bank	Milford, NE	2,969.55	ICS-AP	n/a	n/a		
18618 Manufacturers Bank	Los Angeles, CA	6.19	ICS-AP	n/a	n/a		
4255 The Camden National Bank	Camden, NE	142,191.78	ICS-AP	n/a	n/a		
5307 The First National Bank - Fox Vall	Neenah, WI	11.62	ICS-AP	n/a	n/a		
19300 American National Bank	Omaha, NE	0.91	ICS-DPC	n/a	n/a		
58479 Bank of Central Florida	Lakeland, FL	5.78	ICS-DPC	n/a	n/a		
22769 Capstone Bank	Tuscaloosa, AL	36.57	ICS-DPC	n/a	n/a		
22683 CoBiz Bank	Denver, CO	245,040.27	ICS-DPC	n/a	n/a		
30903 Community Bank of the Chesape	Waldorf, MD	2.68	ICS-DPC	n/a	n/a		
287 Community Financial Services Ba	Benton, KY	245,029.73	ICS-DPC	n/a	n/a		
16810 Farmers and Merchants Bank	Milford, NE	140,091.33	ICS-DPC	n/a	n/a		
16849 First Arkansas Bank & Trust	Jacksonville, AR	0.14	ICS-DPC	n/a	n/a		
15545 Frontier Bank	Madison, NE	245,024.18	ICS-DPC	n/a	n/a		
35525 Fsgbank, National Association	Chattanooga, TN	2.60	ICS-DPC	n/a	n/a		
28092 Home Federal Bank	Sioux Falls, SD	245,039.52	ICS-DPC	n/a	n/a		
20156 Kirkpatrick Bank	Edmond, OK	245,005.36	ICS-DPC	n/a	n/a		
18618 Manufacturers Bank	Los Angeles, CA	161,338.98	ICS-DPC	n/a	n/a		
18013 Mascoma Savings Bank	Lebanon, NH	245,005.36	ICS-DPC	n/a	n/a		
18429 Morton Community Bank	Morton, IL	34.54	ICS-DPC	n/a	n/a		
34098 Patriot Bank	Tulsa, OK	245,040.27	ICS-DPC	n/a	n/a		
4255 The Camden National Bank	Camden, NE	17.24	ICS-DPC	n/a	n/a		
5307 The First National Bank - Fox Vall	Neenah, WI	4.29	ICS-DPC	n/a	n/a		
6653 The Park National Bank	Newark, OH	13.35	ICS-DPC	n/a	n/a		
15614 West Bank	West Des Moines, IA	245,040.27	ICS-DPC	n/a	n/a		
19850 West Gate Bank	Lincoln, NE	0.00	ICS-DPC	n/a	n/a		
1417 Woodlands National Bank	Hinckley, MN	1.16	ICS-DPC	n/a	n/a		
19300 American National Bank	Omaha, NE	0.42	ICS-HP	n/a	n/a		
22769 Capstone Bank	Tuscaloosa, AL	1.01	ICS-HP	n/a	n/a		
30903 Community Bank of the Chesape	Waldorf, MD	10.98	ICS-HP	n/a	n/a		
16810 Farmers and Merchants Bank	Milford, NE	1.37	ICS-HP	n/a	n/a		
18618 Manufacturers Bank	Los Angeles, CA	83,680.50	ICS-HP	n/a	n/a		
18429 Morton Community Bank	Morton, IL	245,005.36	ICS-HP	n/a	n/a		
4255 The Camden National Bank	Camden, NE	0.14	ICS-HP	n/a	n/a		
The First National Bank - Fox Vall	Neenah, WI	8.91	ICS-HP	n/a	n/a		
6653 The Park National Bank	Newark, OH	80,021.40	ICS-HP	n/a	n/a		
30903 Community Bank of the Chesape	Waldorf, MD	2.84	ICS-PAY	n/a	n/a		
16810 Farmers and Merchants Bank	Milford, NE	0.06	ICS-PAY	n/a	n/a		
35525 Fsgbank, National Association	Chattanooga, TN	245,035.46	ICS-PAY	n/a	n/a		
18618 Manufacturers Bank	Los Angeles, CA	14.58	ICS-PAY	n/a	n/a		
Oritani Bank	Township of Washingt	245,005.36	ICS-PAY	n/a	n/a		
4255 The Camden National Bank	Camden, NE	102,830.74	ICS-PAY	n/a	n/a		
5307 The First National Bank - Fox Vall	Neenah, WI	0.67	ICS-PAY	n/a	n/a		
6653 The Park National Bank	Newark, OH	165,002.31	ICS-PAY	n/a	n/a		
6784 United Bank - Parkersburg	Parkersburg, WV	245,040.27	ICS-PAY	n/a	n/a		
		\$22,204,341.73					
							* 30 Month is subject to placement realignment every 13 weeks