

**WOOD COUNTY, TEXAS  
COMBINED STATEMENT OF CASH ACCOUNTS ACTIVITY  
FOR THE MONTH ENDING JULY 31, 2015**



FUND CODE	FUND NAME	CASH BALANCE 6/30/2015	RECEIPTS	DISBURSEMENTS	TRANSFER IN/(OUT)	Net Change	CASH BALANCE 7/31/2015
<b>BUDGETED FUNDS</b>							
<b>OPERATING FUNDS</b>							
100	General	\$ 16,055,768.65	\$ 533,950.87	\$ (1,106,243.25)	\$ 5,986.56	\$ (566,305.82)	\$ 15,489,462.83
200	Road and Bridge Fund	4,828,204.29	107,614.93	(561,530.41)	(79.78)	(453,995.24)	4,374,209.05
270	Tobacco Settlement Fund	60,160.57	0.00	0.00	0.00	0.00	60,160.57
	<b>Total Operating Funds</b>	<b>\$ 20,944,133.51</b>	<b>\$ 641,565.80</b>	<b>\$ (1,667,773.66)</b>	<b>\$ 5,908.80</b>	<b>\$ (1,020,301.06)</b>	<b>\$ 19,923,832.45</b>
<b>SPECIAL REVENUE FUNDS</b>							
230	CC-Records Mgmt. & Preservation	388,233.62	14,905.07	(16,317.01)	0.00	(1,411.94)	384,821.68
231	General Records Mgmt. & Preservation	36,121.22	853.93	(1,229.01)	11.00	(364.08)	35,757.14
232	CC-Records Archive Fee	330,852.42	14,544.56	0.00	0.00	14,544.56	345,396.98
234	Courthouse Security	31,259.57	2,447.02	(1,803.88)	0.00	643.14	31,902.71
235	Hotel and Motel Tax	55,884.25	9,862.46	(4,487.86)	(702.94)	4,671.86	60,556.11
238	Child Welfare	1,856.41	1,473.16	(1,472.04)	0.00	1.12	1,857.53
238	Crime Victims Services	3,976.51	1.85	0.00	0.00	1.85	3,978.36
239	Justice Court Technology	58,140.87	793.24	(248.82)	0.00	544.42	58,685.29
240	DC-Records Mgmt & Preservation	37,059.92	305.28	0.00	0.00	305.28	37,365.20
241	JP Building Security Fee	24,176.48	199.77	0.00	0.00	199.77	24,376.25
242	Elections Special	20,415.81	3,186.94	0.00	0.00	3,186.94	23,602.55
243	Guardianship	33,588.87	495.84	0.00	0.00	495.84	34,064.51
244	CC-Technology	3,452.47	25.62	0.00	0.00	25.62	3,478.09
245	DC-Technology	3,920.99	207.69	0.00	0.00	207.69	4,128.68
246	DC-Records Archive Fee	24,105.45	541.40	0.00	0.00	541.40	24,646.85
247	DC-CT Records Preservation	24,930.75	177.66	0.00	0.00	177.66	25,108.41
280	Law Library	40,293.18	1,366.15	(3,591.00)	(5,203.80)	(7,428.85)	32,864.53
305	Constable Forfeiture	2,131.69	0.99	0.00	0.00	0.99	2,132.68
	<b>Total Special Revenue Funds</b>	<b>\$ 1,118,180.08</b>	<b>\$ 51,388.63</b>	<b>\$ (29,149.42)</b>	<b>(\$5,895.74)</b>	<b>\$ 16,343.47</b>	<b>\$ 1,134,523.55</b>
<b>OTHER FUNDS</b>							
250	Right of Way	805,317.33	435.31	0.00	0.00	435.31	805,752.64
281	Community Supervision & Corr.	414,983.04	26,420.80	(67,769.08)	0.00	(41,348.28)	373,634.76
290	Juvenile Probation Department	22,235.65	20,035.00	(16,041.94)	0.00	3,993.06	26,228.71
892	Historical Commission	49,815.87	69.44	(223.65)	(2.67)	(156.88)	49,658.99
	<b>Total Other Funds</b>	<b>\$ 1,292,351.89</b>	<b>\$ 46,980.55</b>	<b>\$ (84,034.67)</b>	<b>(2.67)</b>	<b>\$ (37,076.79)</b>	<b>\$ 1,255,275.10</b>
	<b>TOTAL BUDGETED FUNDS</b>	<b>\$ 23,354,665.48</b>	<b>\$ 739,914.98</b>	<b>\$ (1,780,957.75)</b>	<b>8.39</b>	<b>\$ (1,041,034.38)</b>	<b>22,313,631.10</b>
<b>NON-BUDGETED AND NON-COUNTY FUNDS</b>							
880	Treasurer's State Fees	53,735.38	33,360.05	(77,487.82)	0.00	(44,087.77)	9,647.61
891	Payroll Fund	318,788.60	0.00	(318,827.86)	0.00	(318,827.86)	(39.26)
998	Upper Sabine Valley Waste Mgmt	621,958.32	39,068.85	(76,812.46)	(8.39)	(37,752.00)	584,206.32
	<b>TOTAL NON-BUDGETED FUNDS</b>	<b>\$ 994,482.30</b>	<b>\$ 72,448.90</b>	<b>\$ (473,108.14)</b>	<b>(8.39)</b>	<b>\$ (400,667.63)</b>	<b>\$ 593,814.67</b>
	<b>TOTAL CASH IN POOLED ACCOUNTS</b>	<b>\$ 24,349,147.78</b>	<b>\$ 812,363.88</b>	<b>\$ (2,254,065.89)</b>	<b>(0.00)</b>	<b>\$ (1,441,702.01)</b>	<b>\$ 22,907,445.77</b>
<b>CASH IN BANK - POOLED CASH ACCOUNTS</b>							
890	AP Pooled Cash	1,007,130.98	193.51	(956,932.11)	550,000.00	(406,738.60)	600,392.38
890	Payroll Pooled Cash	1,001,041.80	173.02	(1,297,003.78)	800,000.00	(498,830.76)	504,211.04
890	Deposits Pooled Cash	4,868,906.19	802,454.45	0.00	2,059,735.23	2,882,189.68	7,731,095.87
890	CD Investments 60day Maturity	0.00	0.00	0.00	0.00	0.00	0.00
890	CD Investments 91day Maturity	(0.00)	0.00	0.00	0.00	0.00	(0.00)
890	CD Investments 6 month Maturity	0.00	0.00	0.00	0.00	0.00	0.00
890	CD Investments 12 month Maturity	2,282,905.36	1,617.03	0.00	0.00	1,617.03	2,284,522.39
890	CD Non-Depository	487,929.44	728.92	0.00	0.00	728.92	488,658.36
890	CDARS Investments	14,195,770.59	7,170.19	0.00	(3,411,025.23)	(3,403,855.04)	10,791,915.55
890	TexPool Pooled Investments	500,753.42	26.76	0.00	0.00	26.76	500,780.18
890	Jury Pooled Cash	4,710.00	0.00	(130.00)	1,290.00	1,160.00	5,870.00
	<b>TOTAL CASH IN BANK - POOLED CASH ACCOUNTS</b>	<b>\$ 24,349,147.78</b>	<b>\$ 812,363.88</b>	<b>\$ (2,254,065.89)</b>	<b>\$0.00</b>	<b>\$ (1,441,702.01)</b>	<b>\$ 22,907,445.77</b>
			0.00	0.00	(0.00)	0.00	0.00

FILED FOR RECORD  
 AUG 28 AM 10:45  
 COUNTY CLERK, WOOD CO TX

0.00

FUND CODE	FUND NAME	CASH BALANCE 6/30/2015	RECEIPTS	DISBURSEMENTS	TRANSFER IN/(OUT)	Net Change	CASH BALANCE 7/31/2015
<b>CASH IN BANK - NON POOLED CASH ACCOUNTS - NON-BUDGETED, NON-COUNTY OR OTHER FUNDS</b>							
<b>BANKTEXAS ACCOUNTS</b>							
200	Road & Bridge CD RRC Restricted	\$ 25,981.97	\$ 21.36	\$ 0.00	\$ 0.00	\$ 21.36	\$ 26,003.33
401	Grant Fund	0.00	8,500.00	(8,500.00)	0.00	0.00	0.00
601	Interest & Sinking	21,038.36	278.25	0.00	0.00	278.25	21,316.61
895	Health Plan	385,631.08	206,880.39	(376,095.14)	118,764.98	(50,449.77)	335,181.31
895	Health Plan CD 91 day maturity	0.00	0.00	0.00	0.00	0.00	0.00
895	Health Plan CD 8 month maturity	0.00	0.00	0.00	0.00	0.00	0.00
895	Health Plan CD 12 month maturity	205,567.92	107.81	0.00	0.00	107.81	205,675.73
895	Health Plan CDARS	1,096,527.04	1,024.21	0.00	(118,764.98)	(117,740.77)	978,786.27
898	MRP/DPC Clearing	6,784.07	4,033.97	(3,240.35)	0.00	793.62	7,577.69
	JP1 Clearing	26,569.50	28,113.97	(27,793.95)	0.00	320.02	26,889.52
	JP2 Clearing	10,094.10	12,080.25	(10,816.05)	0.00	1,264.20	11,358.30
	JP3 Clearing	3,965.14	7,386.67	(4,213.49)	0.00	3,175.18	7,140.32
	JP4 Clearing	4,195.85	13,822.50	(4,029.35)	0.00	9,793.15	13,989.00
	RV Clearing	4,303.00	26,737.00	(30,664.00)	0.00	(3,927.00)	376.00
	Treasurer's Credit Card	0.00	100.00	(100.00)	0.00	0.00	0.00
999	USVSWMD CD TCEQ Restricted	12,471.33	10.25	0.00	0.00	10.25	12,481.58
	<b>TOTAL BANKTEXAS - NON POOLED CASH ACCOUNTS</b>	<b>\$ 1,803,129.36</b>	<b>\$ 309,098.63</b>	<b>\$ (465,452.33)</b>	<b>\$ 0.00</b>	<b>\$ (156,353.70)</b>	<b>\$ 1,646,775.66</b>
<b>TEXPOOL ACCOUNTS</b>							
601	Interest & Sinking	35,957.40	1.89	0.00	0.00	1.89	35,959.29
895	Health Plan	1,147.23	0.00	0.00	0.00	0.00	1,147.23
	<b>TOTAL TEXPOOL - NON POOLED CASH ACCOUNTS</b>	<b>\$ 37,104.63</b>	<b>\$ 1.89</b>	<b>\$ 0.00</b>	<b>\$ 0.00</b>	<b>\$ 1.89</b>	<b>\$ 37,106.52</b>
	<b>TOTAL CASH IN BANK - NON POOLED CASH ACCOUNTS</b>	<b>\$ 1,840,233.99</b>	<b>\$ 309,100.52</b>	<b>\$ (465,452.33)</b>	<b>\$ 0.00</b>	<b>\$ (156,351.81)</b>	<b>\$ 1,683,882.18</b>
	<b>TOTAL CASH IN BANK - ALL TREASURER'S ACCOUNTS</b>	<b>\$ 26,189,381.77</b>	<b>\$ 1,121,464.40</b>	<b>\$ (2,719,518.22)</b>	<b>\$ 0.00</b>	<b>\$ (1,598,053.82)</b>	<b>\$ 24,591,327.95</b>

**Miscellaneous Information**

Indebtedness as of 7/31/2015: \$0.00 Certificate of Obligation: None  
 RB Line of Credit-Railroad Commission \$25,000 CD Secured - Current Balance Available \$28,003

Bank Texas (including CDARS and ICS)	\$ 23,564,782.89	
Non-Depository Investments	488,658.36	
TexPool:	537,886.70	
<b>Total</b>	<b>\$ 24,591,327.95</b>	<b>0.00</b>
Bank Texas Interest Income: Interest Rate .00%-0.28%	\$ 1,685.88	
Certificates of Deposit: Interest Rates Varies	2,485.37	
CDARS Interest Income	8,194.70	
TexPool Interest Income: Interest Rate 0.06%	28.65	
<b>Total Interest Income</b>	<b>\$ 12,394.80</b>	<b>0.00</b>

I, Becky S. Burford, County Treasurer, in and for the County of Wood, State of Texas, do hereby present the July 2015 Statement of Cash Accounts Activity, the attached Treasurer's Report of Cash Receipts and Disbursements, and the Report of Securities as true and correct statements, to the best of my knowledge, of accounts under the control of Wood County Treasurer and furthermore state that the fund balance on deposit furthermore state that the fund balances are on deposit earning interest in accordance with the Wood County Investment Policy earning interest in accordance with the Wood County Investment Policy and Wood County Depository Contract.

Becky S. Burford, Wood County Treasurer  
*Becky S. Burford*

Presented, examined, and accepted at the regular term of Commissioners Court on this the 28th day of August 2015.

*Bryan James*  
 Bryan James, County Judge

*Virgil Holland, Jr.*  
 Virgil Holland, Jr. Commissioner Precinct 1


*Jerry Gaskill*  
 Jerry Gaskill, Commissioner Precinct 2

*Roger Page*  
 Roger Page, Commissioner Precinct 3

*Russell Aden*  
 Russell Aden, Commissioner Precinct 4

*Tom Sellars*  
 Tom Sellars, Auditor


*Kelley Price*  
 Kelley Price, County Clerk



**WOOD COUNTY, TEXAS  
RECAP OF FUNDS BY BANK ACCOUNTS  
FOR THE MONTH OF JULY 2015**

Fund	Beginning Cash Balance	M-T-D Receipts	M-T-D Disbursements	Transfers	Ending Balance	BankTexas Quitman	-----Allocation of Cash-----			Total Cash
							BankTexas CDARS	Non-Depository Banks	TexPool	
200 Road & Bridge CD Restricted	\$ 25,981.97	\$21.36	\$0.00	\$0.00	\$26,003.33	\$26,003.33	\$0.00	\$0.00	\$0.00	\$26,003.33
401 Texas Comm. Dev. Program	0.00	8,500.00	(8,500.00)	0.00	0.00	0.00	0.00	0.00	0.00	0.00
601 Interest and Sinking	56,995.76	280.14	0.00	0.00	57,275.90	21,316.61	0.00	0.00	35,959.29	57,275.90
890 Pooled Funds	7,382,542.39	802,847.74	(2,254,065.89)	3,411,025.23	9,342,349.47	8,841,569.29	0.00	0.00	500,780.18	9,342,349.47
890 Pooled CDs	16,966,605.39	9,516.14	0.00	(3,411,025.23)	13,565,096.30	2,284,522.39	10,791,915.55	488,658.36	0.00	13,565,096.30
895 Health Plan Fund	386,778.31	206,880.39	(376,095.14)	118,764.98	336,328.54	335,181.31	0.00	0.00	1,147.23	336,328.54
895 Health Plan CDs	1,302,094.96	1,132.02	0.00	(118,764.98)	1,184,462.00	205,675.73	978,786.27	0.00	0.00	1,184,462.00
898 MRP/DPC Clearing	6,784.07	4,033.97	(3,240.35)	0.00	7,577.69	7,577.69	0.00	0.00	0.00	7,577.69
JP1 Clearing	26,569.50	28,113.97	(27,793.95)	0.00	26,889.52	26,889.52	0.00	0.00	0.00	26,889.52
JP2 Clearing	10,094.10	12,080.25	(10,816.05)	0.00	11,358.30	11,358.30	0.00	0.00	0.00	11,358.30
JP3 Clearing	3,965.14	7,388.67	(4,213.49)	0.00	7,140.32	7,140.32	0.00	0.00	0.00	7,140.32
JP4 Clearing	4,195.85	13,822.50	(4,029.35)	0.00	13,989.00	13,989.00	0.00	0.00	0.00	13,989.00
RV Park Clearing	4,303.00	26,737.00	(30,664.00)	0.00	376.00	376.00	0.00	0.00	0.00	376.00
Treasurer's Credit Card	0.00	100.00	(100.00)	0.00	0.00	0.00	0.00	0.00	0.00	0.00
999 USVSWMD CD Restricted*	<u>12,471.33</u>	<u>10.25</u>	<u>0.00</u>	<u>0.00</u>	<u>12,481.58</u>	<u>12,481.58</u>	<u>0.00</u>	<u>0.00</u>	<u>0.00</u>	<u>12,481.58</u>
<b>Grand Total</b>	<b>\$ 26,189,381.77</b>	<b>\$ 1,121,464.40</b>	<b>\$ (2,719,518.22)</b>	<b>\$ -</b>	<b>\$ 24,591,327.95</b>	<b>\$ 11,794,081.07</b>	<b>\$ 11,770,701.82</b>	<b>\$ 488,658.36</b>	<b>\$ 537,886.70</b>	<b>\$ 24,591,327.95</b>

\*Non-County Funds



**WOOD COUNTY, TEXAS  
COMBINED STATEMENT OF CASH ACCOUNTS ACTIVITY  
FOR THE YEAR-TO-DATE ENDING JULY 31, 2015**

FUND CODE	FUND NAME	CASH BALANCE	REVISION PRIOR-MONTH	CASH BALANCE	YEAR-TO-DATE RECEIPTS	YEAR-TO-DATE DISBURSEMENTS	TRANSFER IN/(OUT)	Net Change	CASH BALANCE 7/31/2015
		10/01/2014	RECLASSES	10/01/2014					7/31/2015
<b>BUDGETED FUNDS</b>									
<b>OPERATING FUNDS</b>									
100	General	\$ 12,193,457.63	\$ 33,355.55	\$ 12,226,813.18	\$ 14,767,065.05	\$ (11,594,103.68)	\$ 89,688.28	\$ 3,262,649.65	\$ 15,489,462.83
200	Road and Bridge Fund	3,068,934.08	(31,484.85)	3,037,449.23	5,437,613.88	(4,039,147.93)	(61,706.11)	1,336,759.82	4,374,209.05
270	Tobacco Settlement Fund	51,218.52	0.00	51,218.52	8,942.05	0.00	0.00	8,942.05	60,160.57
	<b>Total Operating Funds</b>	<b>\$ 15,313,610.23</b>	<b>\$ 1,870.70</b>	<b>\$ 15,315,480.93</b>	<b>\$ 20,213,620.96</b>	<b>\$ (15,633,251.61)</b>	<b>\$ 27,982.17</b>	<b>\$ 4,608,351.52</b>	<b>\$ 19,923,832.45</b>
<b>SPECIAL REVENUE FUNDS</b>									
230	CC-Records Mgmt. & Preservation	307,459.50	(10.00)	307,449.50	129,689.94	(51,187.26)	(1,130.50)	77,372.18	384,821.68
231	General Records Mgmt. & Preservation	38,536.82	(12.00)	38,524.82	10,376.80	(13,127.48)	(17.00)	(2,767.68)	35,757.14
232	CC-Records Archive Fee	245,602.50	0.00	245,602.50	124,988.98	(25,194.50)	0.00	99,794.48	345,396.98
234	Courthouse Security	29,327.23	0.00	29,327.23	22,335.37	(19,759.89)	0.00	2,575.48	31,902.71
235	Hotel and Motel Tax	81,988.20	(1,590.00)	80,398.20	72,949.15	(92,170.00)	(621.24)	(19,842.09)	60,556.11
236	Child Welfare	590.40	0.00	590.40	7,093.50	(6,026.37)	0.00	1,067.13	1,657.53
238	Crime Victims Services	3,850.69	0.00	3,850.69	127.67	0.00	0.00	127.67	3,978.36
239	Justice Court Technology	58,770.24	0.00	58,770.24	7,011.96	(7,096.91)	0.00	(84.95)	58,685.29
240	DC-Records Mgmt & Preservation	36,873.58	(3.00)	36,870.58	3,694.88	(3,200.26)	0.00	494.62	37,365.20
241	JP Building Security Fee	22,597.85	0.00	22,597.85	1,778.40	0.00	0.00	1,778.40	24,376.25
242	Elections Special	18,931.95	0.00	18,931.95	4,670.60	0.00	0.00	4,670.60	23,602.55
243	Guardianship	29,681.44	0.00	29,681.44	4,383.07	0.00	0.00	4,383.07	34,064.51
244	CC-Technology	2,820.99	0.00	2,820.99	657.10	0.00	0.00	657.10	3,478.09
245	DC-Technology	2,172.48	0.00	2,172.48	1,956.20	0.00	0.00	1,956.20	4,128.68
246	DC-Records Archive Fee	18,851.48	0.00	18,851.48	5,795.37	0.00	0.00	5,795.37	24,646.85
247	DC-CT Records Preservation	23,833.32	0.00	23,833.32	1,275.09	0.00	0.00	1,275.09	25,108.41
260	Law Library	42,221.02	0.00	42,221.02	14,385.51	(18,538.20)	(5,203.80)	(9,356.49)	32,864.53
305	Constable Forfeiture	2,752.99	0.00	2,752.99	10.05	(630.36)	0.00	(620.31)	2,132.68
	<b>Total Special Revenue Funds</b>	<b>\$ 966,862.68</b>	<b>(1,615.00)</b>	<b>\$ 965,247.88</b>	<b>\$ 413,179.64</b>	<b>\$ (236,931.23)</b>	<b>\$ (6,972.54)</b>	<b>169,275.87</b>	<b>\$ 1,134,523.55</b>
<b>OTHER FUNDS</b>									
250	Right of Way	801,678.41	0.00	801,678.41	4,074.23	0.00	0.00	4,074.23	805,752.64
281	Community Supervision & Corr.	336,578.89	(48.57)	336,530.32	465,263.61	(428,159.17)	0.00	37,104.44	373,634.76
290	Juvenile Probation Department	31,591.27	0.00	31,591.27	216,343.00	(221,785.56)	80.00	(5,362.56)	26,228.71
892	Historical Commission	46,277.53	(200.00)	46,077.53	954.06	(2,369.93)	4,997.33	3,581.46	49,658.99
	<b>Total Other Funds</b>	<b>\$ 1,216,126.10</b>	<b>\$ (248.57)</b>	<b>\$ 1,215,877.53</b>	<b>\$ 686,634.90</b>	<b>\$ (652,314.66)</b>	<b>\$ 5,077.33</b>	<b>39,397.57</b>	<b>\$ 1,255,275.10</b>
	<b>TOTAL BUDGETED FUNDS</b>	<b>\$ 17,496,589.01</b>	<b>\$ 7.13</b>	<b>\$ 17,496,806.14</b>	<b>\$ 21,313,435.50</b>	<b>\$ (16,522,497.50)</b>	<b>\$ 26,086.96</b>	<b>4,817,024.96</b>	<b>\$ 22,313,631.10</b>
<b>NON-BUDGETED AND NON-COUNTY FUNDS</b>									
880	Treasurer's State Fees	66,269.79	0.00	66,269.79	275,694.58	(308,184.84)	(24,131.92)	(56,622.18)	9,647.61
891	Payroll Fund	(0.00)	0.00	(0.00)	0.00	(39.26)	0.00	-39.26	(39.26)
999	Upper Sabine Valley Waste Mgmt	386,918.09	(7.13)	386,910.96	863,149.25	(665,842.42)	(11.47)	197,295.36	584,206.32
	<b>TOTAL NON-BUDGETED FUNDS</b>	<b>\$ 453,187.88</b>	<b>(7.13)</b>	<b>\$ 453,180.75</b>	<b>\$ 1,138,843.83</b>	<b>\$ (974,066.52)</b>	<b>\$ (24,143.39)</b>	<b>\$ 140,633.92</b>	<b>\$ 593,814.67</b>
	<b>TOTAL CASH IN POOLED ACCOUNTS</b>	<b>\$ 17,949,786.89</b>	<b>\$ 0.00</b>	<b>\$ 17,949,786.89</b>	<b>\$ 22,452,279.33</b>	<b>\$ (17,496,564.02)</b>	<b>\$ 1,943.57</b>	<b>\$ 4,957,658.88</b>	<b>\$ 22,907,445.77</b>
<b>CASH IN BANK - POOLED CASH ACCOUNTS</b>									
890	AP Pooled Cash	272,820.64	0.00	272,820.64	1,471.40	(7,487,899.66)	7,794,000.00	327,571.74	600,392.38
890	Payroll Pooled Cash	118,355.00	0.00	118,355.00	1,481.14	(10,006,625.10)	10,391,000.00	385,856.04	504,211.04
890	Deposits Pooled Cash	2,407,421.44	0.00	2,407,421.44	22,380,209.42	(7,059.26)	(17,029,475.73)	5,323,674.43	7,731,095.87
890	CD Investments 60day Maturity	0.00	0.00	0.00	0.00	0.00	0.00	0.00	0.00
890	CD Investments 91day Maturity	(0.00)	0.00	(0.00)	0.00	0.00	0.00	0.00	(0.00)
890	CD Investments 6 month Maturity	0.00	0.00	0.00	0.00	0.00	0.00	0.00	0.00
890	CD Investments 12 month Maturity	2,268,308.61	0.00	2,268,308.61	16,213.78	0.00	0.00	16,213.78	2,284,522.39
890	CD Non-Depository	487,108.46	0.00	487,108.46	2,918.96	0.00	(1,369.06)	1,549.90	488,658.36
890	CDARS Investments	11,891,232.46	0.00	11,891,232.46	69,791.06	0.00	(1,169,107.97)	(1,099,316.91)	10,791,915.55
890	TexPool Pooled Investments	500,586.61	0.00	500,586.61	193.57	0.00	0.00	193.57	500,780.18
890	Jury Pooled Cash	3,953.67	0.00	3,953.67	0.00	(14,980.00)	16,896.33	1,916.33	5,870.00
	<b>TOTAL CASH IN BANK - POOLED CASH ACCOUNTS</b>	<b>\$ 17,949,786.89</b>	<b>\$ -</b>	<b>\$ 17,949,786.89</b>	<b>\$ 22,452,279.33</b>	<b>\$ (17,496,564.02)</b>	<b>\$ 1,943.57</b>	<b>\$ 4,957,658.88</b>	<b>\$ 22,907,445.77</b>

FUND CODE	FUND NAME	CASH BALANCE	REVISION PRIOR-MONTH	CASH BALANCE	TRANSFER		Net Change	CASH BALANCE
		10/01/2014	RECLASSES	10/01/2014	IN/(OUT)	7/31/2015		
<b>CASH IN BANK - NON POOLED CASH ACCOUNTS - NON-BUDGETED, NON-COUNTY OR OTHER FUNDS</b>								
<b>BANKTEXAS ACCOUNTS</b>								
200	Road & Bridge CD RRC Restricted	\$ 25,639.62	\$ -	\$ 25,639.62	\$ 163.71	\$ -	\$ 163.71	\$ 26,003.33
401	Grant Fund	0.00	0.00	0.00	66,350.00	(66,350.00)	0.00	0.00
601	Interest & Sinking	19,938.34	0.00	19,938.34	1,378.27	0.00	1,378.27	21,316.61
895	Health Plan	342,671.40	0.00	342,671.40	2,244,033.00	(2,282,774.11)	31,251.02	335,181.31
895	Health Plan CD 91 day maturity	0.00	0.00	0.00	0.00	0.00	0.00	0.00
895	Health Plan CD 6 month maturity	0.00	0.00	0.00	0.00	0.00	0.00	0.00
895	Health Plan CD 12 month maturity	204,604.93	0.00	204,604.93	1,070.80	0.00	1,070.80	205,675.73
895	Health Plan CDARS	1,004,074.21	0.00	1,004,074.21	5,963.08	0.00	(31,251.02)	978,786.27
898	MRP/DPC Clearing	9,632.54	0.00	9,632.54	42,481.85	(42,593.13)	(1,943.57)	7,577.69
	JP1 Clearing	0.00	0.00	0.00	155,068.61	(128,179.09)	0.00	26,889.52
	JP2 Clearing	0.00	0.00	0.00	80,488.91	(69,130.61)	0.00	11,358.30
	JP3 Clearing Account	0.00	0.00	0.00	59,786.46	(52,646.14)	0.00	7,140.32
	JP4 Clearing Account	3,812.00	0.00	3,812.00	60,701.70	(50,524.70)	0.00	13,989.00
	RV Clearing Account	0.00	0.00	0.00	73,888.00	(73,512.00)	0.00	376.00
	Treasurer's Credit Card	0.00	0.00	0.00	2,710.00	(2,710.00)	0.00	0.00
999	USVSWMD CD TCEQ Restricted	12,403.01	0.00	12,403.01	78.57	0.00	0.00	12,481.58
	<b>TOTAL BANKTEXAS - NON POOLED CASH ACCOUN</b>	<b>\$ 1,622,976.05</b>	<b>0.00</b>	<b>\$ 1,622,976.05</b>	<b>\$ 2,794,162.96</b>	<b>\$ (2,768,419.78)</b>	<b>\$ (1,943.57)</b>	<b>\$ 23,799.61</b>
<b>TEXPOOL ACCOUNTS</b>								
601	Interest & Sinking	35,945.35	0.00	35,945.35	13.94	0.00	0.00	35,959.29
895	Health Plan	1,147.23	0.00	1,147.23	0.00	0.00	0.00	1,147.23
	<b>TOTAL TEXPOOL - NON POOLED CASH ACCOUNTS</b>	<b>\$ 37,092.58</b>	<b>0.00</b>	<b>\$ 37,092.58</b>	<b>\$ 13.94</b>	<b>\$ 0.00</b>	<b>\$ 0.00</b>	<b>\$ 37,106.52</b>
	<b>TOTAL CASH IN BANK - NON POOLED CASH ACCOUNTS</b>	<b>\$ 1,660,068.63</b>	<b>0.00</b>	<b>\$ 1,660,068.63</b>	<b>\$ 2,794,176.90</b>	<b>\$ (2,768,419.78)</b>	<b>\$ (1,943.57)</b>	<b>\$ 23,813.55</b>
	<b>TOTAL CASH IN BANK - ALL TREASURER'S ACCOUNTS</b>	<b>\$ 19,609,855.52</b>	<b>\$ -</b>	<b>\$ 19,609,855.52</b>	<b>\$ 25,246,456.23</b>	<b>\$ (20,264,983.80)</b>	<b>\$ 0.00</b>	<b>\$ 4,981,472.43</b>

Miscellaneous Information

Indebtedness as of 7/31/2015: \$0.00 Certificate of Obligation: Non Certificates of Obligation: None  
 RB Line of Credit-Railroad Commission \$25,000 CD Secured - Current Balance Available \$26,003

Bank Texas: Cash Balance \$ 23,564,782.89  
 Non-Depository Investments: Cash Balance 488,658.36  
 TexPool: Cash Balance 537,886.70  
**Total Cash Balance: \$ 24,591,327.95**

Bank Texas Interest Income: \$ 28,378.43  
 Non-Depository Interest Income 2,918.96  
 CDARS Interest Income 75,754.74  
 TexPool Interest Income: 207.51  
**Total Interest Income \$ 107,259.64**

I, Becky S. Burford, County Treasurer, in and for the County of Wood, State of Texas, do hereby present the July 2015 Year-to-date Statement of Cash Accounts Actively, the attached Treasurer's Report of Cash Receipts and Disbursements, and the Report of Securities as true and correct statements, to the best of my knowledge, of accounts under the control of Wood County Treasurer and furthermore state that the fund balance on deposit earning interest in accordance with the Wood County Investment Policy and Wood County Depository Contract.

*Becky S. Burford*  
 Becky S. Burford, Wood County Treasurer

Presented, examined, and accepted at the regular term of Commissioners Court on this the 28th day of August 2015.

*Bryan Jones*  
 Bryan Jones, County Judge

*Wendy Adams*  
 Wendy Adams, Commissioner Precinct 1


*Jerry Gaskin*  
 Jerry Gaskin, Commissioner Precinct 2

*Roger Pace*  
 Roger Pace, Commissioner Precinct 3

*Russell Ricker*  
 Russell Ricker, Commissioner Precinct 4

*Tori Sellars*  
 Tori Sellars, Auditor

*Kelley Price*  
 Kelley Price, County Clerk



**WOOD COUNTY, TEXAS  
 RECAP OF FUNDS BY BANK ACCOUNTS  
 FOR THE YEAR-TO-DATE ENDING JULY 31, 2015**

Fund	Beginning Cash Balance	Y-T-D Receipts	Y-T-D Disbursements	Transfers	Ending Balance	Bank Texas Quitman	-----Allocation of Cash-----			Total Cash
							Bank Texas CDARS	Non-Depository Banks	TexPool	
200 Road & Bridge CD Restricted	\$ 25,839.62	\$ 163.71	\$ -	\$ -	\$ 26,003.33	\$ 26,003.33	\$ -	\$ -	\$ -	\$ 26,003.33
401 Texas Comm. Dev. Program	0.00	66,350.00	(66,350.00)	0.00	0.00	0.00	0.00	0.00	0.00	0.00
601 Interest and Sinking	55,883.69	1,392.21	0.00	0.00	57,275.90	21,316.61	0.00	0.00	35,959.29	57,275.90
890 Pooled Funds	3,303,137.36	22,363,355.53	(17,496,564.02)	1,172,420.60	9,342,349.47	8,841,569.29	0.00	0.00	500,780.18	9,342,349.47
890 Pooled CDs	14,646,649.53	88,923.80	0.00	(1,170,477.03)	13,565,096.30	2,284,522.39	10,791,915.55	488,658.36	0.00	13,565,096.30
895 Health Plan Fund	343,818.63	2,244,033.00	(2,282,774.11)	31,251.02	336,328.54	335,181.31	0.00	0.00	1,147.23	336,328.54
895 Health Plan CDs	1,208,679.14	7,033.88	0.00	(31,251.02)	1,184,462.00	205,675.73	978,786.27	0.00	0.00	1,184,462.00
898 Flex Savings Clearing	9,632.54	42,481.85	(42,593.13)	(1,943.57)	7,577.69	7,577.69	0.00	0.00	0.00	7,577.69
JP1 Clearing Account	0.00	155,068.61	(128,179.09)	0.00	26,889.52	26,889.52	0.00	0.00	0.00	26,889.52
JP2 Clearing Account	0.00	80,488.91	(69,130.61)	0.00	11,358.30	11,358.30	0.00	0.00	0.00	11,358.30
JP3 Clearing Account	0.00	59,786.46	(52,646.14)	0.00	7,140.32	7,140.32	0.00	0.00	0.00	7,140.32
JP4 Clearing Account	3,812.00	60,701.70	(50,524.70)	0.00	13,989.00	13,989.00	0.00	0.00	0.00	13,989.00
RV Park Clearing Account	0.00	73,888.00	(73,512.00)	0.00	376.00	376.00	0.00	0.00	0.00	376.00
Treasurer's Credit Card	0.00	2,710.00	(2,710.00)	0.00	0.00	0.00	0.00	0.00	0.00	0.00
999 USVSWMD CD Restricted*	<u>12,403.01</u>	<u>78.57</u>	<u>0.00</u>	<u>0.00</u>	<u>12,481.58</u>	<u>12,481.58</u>	<u>0.00</u>	<u>0.00</u>	<u>0.00</u>	<u>12,481.58</u>
<b>Grand Total</b>	<b>\$ 19,609,855.52</b>	<b>\$ 25,246,456.23</b>	<b>\$ (20,264,983.80)</b>	<b>(0.00)</b>	<b>\$ 24,591,327.95</b>	<b>\$ 11,794,081.07</b>	<b>\$ 11,770,701.82</b>	<b>\$ 488,658.36</b>	<b>\$ 537,886.70</b>	<b>\$ 24,591,327.95</b>

\*Non-County Funds

**SECURITIES PLEDGED TO WOOD COUNTY, TEXAS**  
**Report as of July 31, 2015**

ID	Pledge Date	Description	CUSIP	Maturity Date	Current Par	Market Value 30-Jun-15	Market Value 31-Jul-15
	02/02/2015	Houston Cmnty CLG	44236PEF1	2/15/19	\$140,000	\$159,435	\$159,915
	06/18/2012	Decatur, TX	243320GE2	3/1/19	150,000	159,562	160,289
10619	01/20/2012	Orange TX WW & SWR Rev	685287CA0	8/1/19	150,000	150,600	150,129
	01/06/2015	Eules-CTFS	298263J88	8/15/19	50,000	55,245	55,509
	02/02/2015	Hallsville	406342AD7	8/15/19	125,000	127,325	128,144
	01/05/2015	Mequite ISD-Sch Bldg	59079594C7	8/15/19	150,000	164,782	165,587
	12/30/2014	Slidell ISD	831389EA5	8/15/19	160,000	172,592	173,523
	12/30/2014	Springtown	851830DZ9	8/15/19	165,000	168,348	169,443
	02/07/2013	Waco TX ISD	929845RP2	8/15/19	145,000	155,921	156,770
	12/30/2014	Celina-CTFS OBLG	151141MF2	9/1/19	65,000	68,825	69,217
	12/30/2014	Mineola, TX	602771JG3	9/1/19	165,000	183,726	184,594
	02/07/2013	Hewitt TX	428230NN2	11/1/19	110,000	114,990	115,702
	02/07/2013	Anahuac TX ISD	032645CZ4	2/15/20	100,000	113,353	114,031
	02/07/2013	Angelina Cnty TX	034717KW7	2/15/20	155,000	156,804	158,086
	02/07/2013	Arlington TX ISD	041826XC7	2/15/20	100,000	109,454	109,872
	12/30/2014	Diboll CTFS OBLIGA	252867KU9	2/15/20	80,000	81,986	82,633
	02/07/2013	Ector TX ISD	279272CCQ9	2/15/20	110,000	117,701	118,340
	02/07/2013	Jasper TX ISD	471844HP8	2/15/20	105,000	118,056	118,593
	12/30/2014	Ennis CTFS OBLIG	293425VN1	8/1/20	100,000	106,026	106,760
	02/01/2013	Sanger TX	800876DH4	8/1/20	100,000	107,659	108,191
	01/05/2015	Beeville-CTFS	077131JG6	8/15/20	70,000	70,606	71,161
	02/06/2013	Keller TX	487684U91	8/15/20	140,000	145,524	145,803
	02/01/2013	Lone Oak TX ISD	542218GA4	8/15/20	195,000	199,097	200,632
	12/31/2014	SPR ISD Schoolhouse TX	85000OP79	8/15/20	100,000	111,812	111,707
	12/31/2014	Sulphur Springs-Ref TX	865525QZ5	9/1/20	180,000	180,209	181,665
	12/31/2014	Upton CO-Ref TX	916813AY4	2/1/21	100,000	102,611	103,359
	12/31/2014	Arlington ISD Bldg	041826XP8	2/5/21	150,000	166,946	167,448
	12/31/2014	El Campo ISD	282783FP9	2/15/21	175,000	186,869	187,784
	02/06/2013	Jasper TX ISD	471844HQ6	2/15/21	105,000	120,170	120,642
	02/09/2013	Ferris TX	31569CT3	3/1/21	105,000	113,692	114,052
	12/31/2014	Caldwell Cnty	129006FH0	8/1/21	60,000	64,046	64,268
	12/31/2014	Round Rock Util Sys	779244BY7	8/1/21	100,000	109,743	109,640
	12/31/2014	Beeville-CTFS	077131JH4	8/15/21	70,000	72,217	72,697
	12/31/2014	Krum TX	501080DZ5	8/15/21	100,000	109,923	110,547
	12/31/2014	Celina-CTFS OBLG	151141MH8	9/1/21	70,000	74,253	74,712
	02/07/2013	West Univ Place TX	956398QW4	2/1/22	100,000	110,481	110,624
	02/07/2013	Japser TX ISD	471844HR4	2/15/22	110,000	127,432	127,323
	02/07/2013	Ferris TX	315669CU0	3/1/22	110,000	118,494	118,547
	12/31/2014	Lake Jackson Wtr/SWR	510066NW9	4/15/23	100,000	102,768	102,657
	12/31/2014	Washington Jr. Clg	938688TG3	10/1/23	100,000	110,317	110,082
	12/31/2014	Watauga-CTFS	941097PA9	2/1/24	100,000	101,449	101,433
	12/31/2014	Belton ISD	081077WG0	2/15/24	100,000	105,061	104,924
	12/31/2014	Hallsville-CTFS	406342AJ4	8/15/14	135,000	136,153	136,126
	12/31/2014	Lago Vista ISD	507075KC2	8/15/24	135,000	145,662	146,151
	12/31/2014	TX Tech	88276RCC4	8/1/25	105,000	110,627	110,425
	12/31/2014	Beeville-CTFS	077131JM3	8/15/15	155,000	166,008	165,607
	12/31/2014	Watauga-CTFS	941097PE1	2/1/28	105,000	108,073	108,123
					<b>\$5,500,000</b>	<b>\$5,862,633</b>	<b>\$5,883,467</b>
					(1,420,000)	(0)	(0)

Total BankTexas Account Balances as of report date: \$ 5,700,902 \$ 6,004,124

NOTE: FDIC insurance coverage is in addition to listed securities.

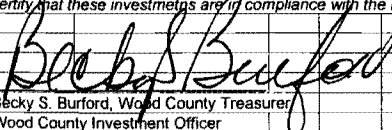
102.84% 97.99%  
**With FDIC Insurance of \$250,000 102.00%**

**WOOD COUNTY, TEXAS**

**INVESTMENT ACTIVITY FOR JULY 31, 2015**

CD ID	Description	Bank	Acct	Lock Box BT	Term	Days to Maturity	Original Principal	Prior Balance 06/30/2015	Purchases/Deposits	Interest Credited	Withdrawals	Current Balance 07/31/2015	This Month's Unpaid Interest	Accumulated Unpaid Interest	
16	*7485 DPC 12 MONTH	BT	DPC			365	\$ 500,000.00	\$ 512,343.71		\$ 263.19		\$ 512,606.90	\$ 210.66	\$ 210.66	
17	*7507 DPC 12 MONTH	BT	DPC			365	250,000.00	256,171.87		131.60		256,303.47	105.33	105.33	
18	*7523 HP 12 MONTH	BT	HP			365	75,000.00	76,851.49		39.48		76,890.97	31.59	31.59	
58	*182 DPC 365 DAY	CNB	DPC			365	124,200.00	124,540.84		170.77		124,711.61	35.70	35.70	
59	*183 DPC 365 DAY	CNB	DPC			365	124,200.00	124,540.84		170.77		124,711.61	35.70	35.70	
60	*884 DPC 365 DAY	FNBW	DPC			365	117,500.00	119,423.88		193.69		119,617.57	38.34	38.34	
61	*885 DPC 365 DAY	FNBW	DPC			365	117,500.00	119,423.88		193.69		119,617.57	38.34	38.34	
68H & 69I	CDARS 30 Month	BT*	DPC			910	600,000.00	612,239.62		1,528.26		613,767.90	37.99	37.99	
69H	CDARS HP 30 Month	BT*	HP			910	250,000.00	255,099.85		636.78		255,736.63	15.83	15.83	
72H	CDARS 30 Month	BT*	DPC			910	500,000.00	510,586.05		433.83		511,019.88	0.00	0.00	
79G	CDARS 13 Week x9	BT	DPC			910	400,000.00	407,113.00		0.00		407,113.00	384.28	718.68	
80G	CDARS 13 Week x9	BT	DPC			910	400,001.00	407,113.99		0.00		407,113.99	384.28	718.69	
81G	CDARS 13 Week x9	BT	DPC			910	400,002.00	407,115.02		0.00		407,115.02	384.28	718.69	
96	*4149 365 DAY	BT	DPC			365	500,000.00	504,770.32		267.94		505,038.26	25.94	25.94	
97	*4160 365 DAY	BT	HP			365	127,500.00	128,716.43		68.33		128,784.76	6.61	6.61	
117	CDARS 52 Week	BT	DPC			364	400,006.00	402,510.64		56.47	(402,567.11)	0.00	0.00	0.00	
118	CDARS 52 Week	BT	DPC			364	700,001.00	704,211.20		271.69	(704,482.89)	0.00	0.00	0.00	
119	CDARS 52 Week	BT	HP			364	100,000.00	100,601.46		38.81	(100,640.27)	0.00	0.00	0.00	
120	CDARS 52 Week	BT	DPC			364	700,002.00	704,125.78		358.13	(704,483.91)	0.00	0.00	0.00	
121	CDARS 52 Week	BT	DPC			364	400,007.00	402,264.73		218.70		402,483.43	0.00	0.00	
122	CDARS 52 Week	BT	DPC			364	700,003.00	703,953.96		382.74		704,336.70	0.00	0.00	
123	CD 24 month	BT	DPC			730	500,000.00	504,809.73		477.15		505,286.88	334.31	334.31	
124	CD 24 month	BT	DPC			730	500,000.00	504,809.73		477.15		505,286.88	334.31	334.31	
125	CDARS 52 Week	BT	DPC			364	400,008.00	402,068.29		218.60		402,286.89	0.00	0.00	
126	CDARS 52 Week	BT	DPC			364	700,004.00	703,609.47		382.55		703,992.02	0.00	0.00	
127	CDARS 52 Week	BT	DPC			364	400,009.00	401,822.63		218.47		402,041.10	0.00	0.00	
128	CDARS 52 Week	BT	DPC			364	500,000.00	502,266.95		273.08		502,540.03	0.00	0.00	
129	CDARS 52 Week	BT	HP			364	100,000.00	100,451.97		54.44		100,506.41	0.00	0.00	
130	CDARS 52 Week	BT	DPC			364	500,001.00	502,083.07		272.99		502,356.06	0.00	0.00	
131	CDARS 52 Week	BT	HP			364	127,500.00	128,030.94		69.61		128,100.55	0.00	0.00	
132	CDARS 52 Week	BT	HP			364	100,000.00	100,377.69		54.58		100,432.27	0.00	0.00	
133	CDARS 26 Week	BT	DPC			182	750,000.00	750,686.56		61.70	(750,748.26)	0.00	0.00	0.00	
134	CDARS 26 Week	BT	HP			182	125,000.00	125,114.43		10.28	(125,124.71)	0.00	0.00	0.00	
135	CDARS 26 Week	BT	DPC			182	1,250,000.00	1,251,096.25		150.81	(1,251,247.06)	0.00	0.00	0.00	
137	CDARS 52 Week	BT	DPC			364	402,250.00	403,380.05		219.32		403,599.37	0.00	0.00	
138	CDARS 13 Week	BT	HP			364	75,500.00	75,712.11		41.16		75,753.27	0.00	0.00	
140	CDARS 26 Week	BT	DPC			182	1,000,003.00	1,000,803.25		169.98		1,000,973.23	0.00	0.00	
143	CDARS 104 Week	BT	DPC			728	402,250.00	404,015.49		394.79		404,410.28	0.00	0.00	
144	CDARS 26 Week	BT	DPC			182	1,000,005.00	1,000,766.88		169.99		1,000,936.87	0.00	0.00	
145	CDARS 52 Week	BT	DPC			364	402,502.00	403,286.14		219.27		403,505.41	0.00	0.00	
146	CDARS 104 Week	BT	DPC			728	402,251.00	403,215.34		394.02		403,609.36	0.00	0.00	
147	CDARS 52 Week	BT	DPC			364	402,503.00	402,841.90		219.03		403,060.93	0.00	0.00	
148	CDARS 52 Week	BT	HP			364	105,000.00	105,088.40		57.14		105,145.54	0.00	0.00	
149	CDARS 104 Week	BT	DPC			728	402,252.00	402,594.33		393.40		402,987.73	0.00	0.00	
150	CDARS 52 Week	BT	HP			364	106,000.00	106,050.19		57.66		106,107.85	0.00	0.00	
151	CDARS 52 Week	BT	DPC			364	402,504.00	0.00	402,504.00	162.35		402,666.35	0.00	0.00	
152	CDARS 52 Week	BT	HP			365	107,000.00	0.00	107,000.00	3.75		107,003.75	0.00	0.00	
Restricted	RB CD *1703 RRC	BT*	DPC			365	25,000.00	25,981.97		21.36		26,003.33	0.00	0.00	
Restricted	USV CD *1639 TCEQ	BT*	DPC			365	12,000.00	12,471.33		10.25		12,481.58	0.00	0.00	
<b>Total CDs</b>							\$18,685,464.00	\$ 18,307,153.65	\$ 509,504.00	\$ 10,679.77	\$(4,039,294.21)	\$ 14,788,043.21	\$ 2,403.49	\$ 3,406.71	
<b>TEXPOOL</b>													(0.00)		
<b>WAM</b>													14,788,043.21		
	Deposit Pooled Cash	TxP	DPC			1	n/a	\$ 500,753.42		\$ 26.76		\$ 500,780.18	n/a	n/a	
	Interest & Sinking	TxP	I&S			1	n/a	35,957.40		1.89		35,959.29	n/a	n/a	
	Health Plan	TxP	HP			1	n/a	1,147.23		0.00	0.00	1,147.23	n/a	n/a	
<b>Total Pools</b>								\$ 537,858.05	\$ -	\$ 28.65	\$ -	\$ 537,886.70			
<b>Insured Cash Sweeps Accounts</b>															
	Deposit Pooled Cash	BT*				n/a	n/a	\$ 4,236,563.79	\$ 3,486,599.84	\$ 977.73	\$(1,328,994.03)	\$ 6,395,147.33	n/a	n/a	
	Accounts Payable Cash	BT*				n/a	n/a	902,615.48	549,968.05	193.51	(568,273.29)	884,503.75	n/a	n/a	
	Payroll Cash	BT*				n/a	n/a	1,000,266.32	800,000.00	173.02	(924,429.98)	876,009.36	n/a	n/a	
	Health Plan	BT*				n/a	n/a	409,305.85	371,422.95	95.92	(275,523.71)	505,301.01	n/a	n/a	
<b>Total Sweeps</b>								\$ 6,548,751.44	\$ 5,207,990.84	\$ 1,440.18	\$(3,097,221.01)	\$ 8,660,961.45			
<b>Total Investments</b>							130		\$ 25,393,763.14	\$ 5,717,494.84	\$ 12,148.60	\$(7,136,515.22)	\$ 23,986,891.36	\$ 2,403.49	\$ 3,406.71



										Investments By Type		
										BT - Traditional CD	\$ 2,490,198.12	10.38%
										BT - CDARS	11,770,701.82	49.07%
										Non-Depository CD	488,658.36	2.04%
										BT-Restricted CD	38,484.91	0.16%
										BT-ICS *	8,660,961.45	36.11%
										Pools	537,886.70	2.24%
										<b>Total</b>	<b>\$ 23,986,891.36</b>	<b>100.00%</b>
* Does not include in-transit items which can be either positive or negative.												
Note	BT* - BankTexas is the county's placement bank for both CDARS and ICS accounts into other FDIC covered banks. For bank details use Supplement Investment Schedule.											
I hereby submit the above report in addition to attached Supplement Investment Schedule as the written report of investment transactions for all invested funds held by Wood County Treasurer for period shown above and certify that these investments are in compliance with the local investment policy and Public Funds Investment Act.												
												
Becky S. Burford, Wood County Treasurer Wood County Investment Officer												

**WOOD COUNTY, TEXAS**  
**Supplement Investment Schedule**  
**Summary of FDIC-Insured Institutions**  
**Outside of Depository Bank**  
07/31/2015

Bank	Location	Balance	Reference	Term	Maturity Date	Recap By Type	Totals
City National Bank	Quitman, TX	\$ 249,423.22	CD 58& 59	12 Month	10/15/2015	Local CD	\$ 488,658.36
First National Bank-Winnsboro, T	Winnsboro, TX	239,235.14	CD 60& 61	12 Month	10/16/2015	Insured Cash Sweep	8,660,961.45
Bank Hapoalim BM	New York, NY	117,488.00	CDARS#68I	30 Month*	10/29/2015	CDARS	11,770,701.82
EverBank	Jacksonville, FL	78,354.35	CDARS#68I	30 Month*	10/29/2015		\$ 20,920,321.63
First NBC Bank	New Orleans, LA	170,925.55	CDARS#68I	30 Month*	10/29/2015		
Regent Bank	Davie, FL	247,000.00	CDARS#68I	30 Month*	10/29/2015		
First NBC Bank	New Orleans, LA	8,736.63	CDARS#69I - HP	30 Month*	10/29/2015		
Northern Bank & Trust Company	Woburn, MA	247,000.00	CDARS#69I - HP	30 Month*	10/29/2015		
Farmers State Bank	Waterloo, IA	248,942.92	CDARS#72H	13 week	08/27/2015		
First Security Bank	Mackinaw, IL	14,258.73	CDARS#72H	13 week	08/27/2015		
Howard Bank	Elliott City, MD	131,606.61	CDARS#72H	13 week	08/27/2015		
The La Porte Savings Bank	Machias, ME	116,211.62	CDARS#72H	13 week	08/27/2015		
Community West Bank, N.A.	Goleta, CA	86,361.32	CDARS#79G	30 Month*	03/03/2016		
Southwest Bank	Fort Worth, TX	73,751.68	CDARS#79G	30 Month*	03/03/2016		
The Bank of Fayette County	Moscow, TN	247,000.00	CDARS#79G	30 Month*	03/03/2016		
Community West Bank, N.A.	Goleta, CA	160,638.68	CDARS#80G	30 Month*	03/03/2016		
Franklin Synergy Bank	Franklin, TN	246,475.31	CDARS#80G	30 Month*	03/03/2016		
First State Bank of Forsyth	Forsyth, MT	247,000.00	CDARS#81G	30 Month*	03/03/2016		
Franklin Synergy Bank	Franklin, TN	524.69	CDARS#81G	30 Month*	03/03/2016		
Xenith Bank	Richmond, VA	159,590.33	CDARS#81G	30 Month*	03/03/2016		
Armstrong Bank	Muskogee, OK	98,370.59	CDARS#121	52week	08/13/2015		
East West Bank	Pasadena, CA	23,139.37	CDARS#121	52week	08/13/2015		
Mutual of Omaha Bank	Omaha, NE	242,492.02	CDARS#121	52week	08/13/2015		
The First, A Natl Banking Associa	Hattisburg, MS	38,481.45	CDARS#121	52week	08/13/2015		
Bremer Bank, National Associatio	South St. Paul, MN	242,492.02	CDARS#122	52week	08/13/2015		
East West Bank	Pasadena, CA	219,352.66	CDARS#122	52week	08/13/2015		
Western Alliance Bank	Phoenix, AZ	242,492.02	CDARS#122	52week	08/13/2015		
Allegiance Bank Texas	Houston, Texas	157,399.64	CDARS#125	52week	09/10/2015		
Texas National Bank of Jacksonvi	Jacksonville, TX	244,887.25	CDARS#125	52week	09/10/2015		
Allegiance Bank Texas	Houston, Texas	87,487.59	CDARS#126	52week	09/10/2015		
Bank Hapoalim BM	New York, NY	126,729.93	CDARS#126	52week	09/10/2015		
Lone Star State Bank of West Tex	Lubbock, TX	244,887.25	CDARS#126	52week	09/10/2015		
Progress Bank and Trust	Huntsville, AL	244,887.25	CDARS#126	52week	09/10/2015		
First United Bank and Trust Comp	Durant, OK	150,268.54	CDARS#127	52week	10/15/2015		
Independence Bank - Havre	Havre, MT	9,548.26	CDARS#127	52week	10/15/2015		
KS StateBank	Manhattan, KS	242,224.30	CDARS#127	52week	10/15/2015		
Crestmark Bank	Troy, MI	26,643.66	CDARS#128	52week	10/15/2015		
First United Bank and Trust Comp	Durant, OK	91,955.78	CDARS#128	52week	10/15/2015		
Mechanics & Farmers Bank	Durham, NC	242,224.30	CDARS#128	52week	10/15/2015		
TriState Capital Bank	Pittsburgh, PA	141,716.29	CDARS#128	52week	10/15/2015		
TriState Capital Bank	Pittsburgh, PA	100,506.41	CDARS#129 HP	52week	10/15/2015		
First Community Bank	Bluefield, VA	111,916.25	CDARS#130	52week	11/05/2015		
Happy State Bank	Happy, TX	114,034.60	CDARS#130	52week	11/05/2015		
Metropolitan Bank	Crystal Springs, MS	242,135.15	CDARS#130	52week	11/05/2015		
Town North Bank, N. A.	Dallas, TX	34,270.06	CDARS#130	52week	11/05/2015		
Happy State Bank	Happy, TX	128,100.55	CDARS#131 HP	52week	11/05/2015		
Meridian Bank	Malvern, PA	13,299.39	CDARS#132 HP	52week	11/27/2015		
Oakstar Bank	Springfield, MO	87,132.88	CDARS#132 HP	52week	11/27/2015		
First NBC Bank	New Orleans, LA	64,051.97	CDARS#137	52week	01/21/2016		
Genesee Regional Bank	Rochester, NY	170,983.83	CDARS#137	52week	01/21/2016		
Old Line Bank	Bowie, MD	168,563.57	CDARS#137	52week	01/21/2016		
Old Line Bank	Bowie, MD	75,753.27	CDARS#138 -HP	52week	01/21/2016		
City First Bank of D. C., NA	Washington DC	244,737.22	CDARS#140	26week	08/06/2015		
Genesee Regional Bank	Rochester, NY	73,158.73	CDARS#140	26week	08/06/2015		
Howard Bank	Elliott City, MD	113,237.31	CDARS#140	26week	08/06/2015		
Legacy Texas Bank	Plano, TX	44,042.69	CDARS#140	26week	08/06/2015		
Southern Bancorp Bank	Arkadelphia, AR	244,737.22	CDARS#140	26week	08/06/2015		
Western National Bank	Duluth, MN	244,737.22	CDARS#140	26week	08/06/2015		
WesBanco Bank, Inc.	Wheeling, WV	36,322.84	CDARS#140	26week	08/06/2015		
Bangor Savings Bank	Bangor, NE	241,288.91	CDARS#143	104 week	02/09/2017		
EagleBank	Bethesda, MD	42,223.55	CDARS#143	104 week	02/09/2017		
First National Bank of Michigan	Kalamazoo, MI	120,897.82	CDARS#143	104 week	02/09/2017		
Heritage Bank National Associatio	Spicer, MN	49,846.45	CDARS#144	26week	08/13/2015		
Pinnacle Bank	Nashville, TN	244,727.84	CDARS#144	26week	08/13/2015		
The Bank of Missouri	Perryville, MO	216,906.90	CDARS#144	26week	08/13/2015		
Univest Bank & Trust Co.	Souderton, PA	244,727.84	CDARS#144	26week	08/13/2015		
Valley National Bank	Wayne, NJ	244,727.84	CDARS#144	26week	08/13/2015		
Customers Bank	Wyomissing, PA	241,500.80	CDARS#145	52week	03/10/2016		
Decorah Bank & Trust Company	Decorah, IA	161,904.61	CDARS#145	52week	03/10/2016		
Bank of the West	San Francisco, CA	127,005.57	CDARS#146	104 week	04/13/2017		
Iberiabank	Lafayette, LA	38,301.77	CDARS#146	104 week	04/13/2017		
Singature Bank	New York, NY	238,302.02	CDARS#146	104 week	04/13/2017		
Avenue Bank	Nashville, TN	243,837.52	CDARS#147	52week	05/12/2016		
Oakstar Bank	Springfield, MO	49,310.41	CDARS#147	52week	05/12/2016		
Transportation Alliance Bank, Inc.	Ogden, UT	109,913.00	CDARS#147	52week	05/12/2016		
Oakstar Bank	Springfield, MO	105,145.54	CDARS#148 -HP	52week	05/12/2016		
Bank of Blue Valley	Overland Park, KS	162,548.76	CDARS#149	104 week	06/01/2017		
The Citizens National Bank of Blu	Bluffton, OH	240,438.97	CDARS#149	104 week	06/01/2017		
Paragon Commerical Bank	Raleigh, NC	106,107.85	CDARS#150 -HP	52week	06/02/2016		
Citizens Savings Bank and Trust	Nashville, TN	161,569.14	CDARS#151	52week	07/07/2016		
FirstCapital Bank of Texas, N. A.	Midland, TX	241,097.21	CDARS#151	52week	07/07/2016		
EverBank	Jacksonville, FL	107,003.75	CDARS#152	52week	07/28/2016		
58479 Bank of Central Florida	Lakeland, FL	245,052.02	ICS-AP	n/a	n/a		
110 Bank of the Ozarks	Little Rock, AR	48,716.84	ICS-AP	n/a	n/a		
4999 Cadence Bank, N.A.	Birmingham, AL	58,130.30	ICS-AP	n/a	n/a		
16810 Farmers and Merchants Bank	Milford, NE	42,567.34	ICS-AP	n/a	n/a		
18618 Manufacturers Bank	Los Angeles, CA	245,023.25	ICS-AP	n/a	n/a		
5307 The First National Bank - Fox Vall	Neenah, WI	245,014.00	ICS-AP	n/a	n/a		
22441 AmericanWest Bank	Spokane, WA	245,008.39	ICS-DPC	n/a	n/a		
18012 Bank of New Hampshire	Laconia, NH	245,052.02	ICS-DPC	n/a	n/a		
Bank of Ozarks	Little Rock, AR	9.52	ICS-DPC	n/a	n/a		
9646 BB&T	Winston, Salem, NC	245,022.74	ICS-DPC	n/a	n/a		

**WOOD COUNTY, TEXAS**  
**Supplement Investment Schedule**  
**Summary of FDIC-Insured Institutions**  
**Outside of Depository Bank**  
**07/31/2015**

Bank	Location	Balance	Reference	Term	Maturity Date	Recap By Type	Totals
4999	Cadence Bank, N.A.	Birmingham, AL	53,540.15	ICS-DPC	n/a	n/a	
16803	Capital City Bank	Topeka, KS	245,007.34	ICS-DPC	n/a	n/a	
22769	Capstone Bank	Tuscaloosa, AL	3.35	ICS-DPC	n/a	n/a	
22769	Charter West Natl Bank	West Point, NE	245,008.39	ICS-DPC	n/a	n/a	
8879	Community Bank of Mississippi	Forest, MS	0.34	ICS-DPC	n/a	n/a	
57919	ConnectOne Bank	Englewood Cliffs, NJ	245,008.39	ICS-DPC	n/a	n/a	
58257	Darien Rowayton Bank	Darien, CT	24,730.13	ICS-DPC	n/a	n/a	
9378	F&C Bank	Holden, MO	245,052.02	ICS-DPC	n/a	n/a	
8405	F&M Trust Co. of Chambersburg	Chambersburg, PA	245,027.24	ICS-DPC	n/a	n/a	
16810	Farmers and Merchants Bank	Milford, NE	15.07	ICS-DPC	n/a	n/a	
30895	Fidelity Bank	Wichita, KS	1.04	ICS-DPC	n/a	n/a	
15059	First National Bank-Arcadia	Arcadia, LA	245,052.02	ICS-DPC	n/a	n/a	
	First National Bank of Omaha	Omaha, NE	245,052.02	ICS-DPC	n/a	n/a	
35361	Five Star Bank - Rocklin CA	Rocklin, CA	40.49	ICS-DPC	n/a	n/a	
35525	Fsgbank, National Association	Chattanooga, TN	245,052.02	ICS-DPC	n/a	n/a	
28092	Home Federal Bank	Sioux Falls, SD	245,052.02	ICS-DPC	n/a	n/a	
3664	Illinois National Bank	Springfield, IL	245,052.02	ICS-DPC	n/a	n/a	
18618	Manufacturers Bank	Los Angeles, CA	7.84	ICS-DPC	n/a	n/a	
18013	Mascoma Savings Bank	Lebanon, NH	245,052.02	ICS-DPC	n/a	n/a	
26255	Metro Bank	LeMoynne, PA	245,007.14	ICS-DPC	n/a	n/a	
16958	Minwest Bank	Redwood Falls, MN	36.92	ICS-DPC	n/a	n/a	
18429	Morton Community Bank	Morton, IL	245,051.75	ICS-DPC	n/a	n/a	
20226	Oak Bank	Chicago, IL	245,019.95	ICS-DPC	n/a	n/a	
58415	Pacific Enterprise Bank	Irvine, CA	245,006.80	ICS-DPC	n/a	n/a	
57497	Pathfinder Commercial Bank	Oswego, NY	245,008.39	ICS-DPC	n/a	n/a	
58328	Seaside National Bank & Trust	Orlando, FL	26.85	ICS-DPC	n/a	n/a	
13425	South State Bank	Columbia, SC	245,020.62	ICS-DPC	n/a	n/a	
28332	Southern Bank	Poplar Bluff MO	245,052.02	ICS-DPC	n/a	n/a	
30337	Sterling National Bank	Montebello, NY	190,916.84	ICS-DPC	n/a	n/a	
58142	The Bank of River Oaks	Houston, TX	26.85	ICS-DPC	n/a	n/a	
2575	The Edgartown National Bank	Edgartown, MA	245,005.88	ICS-DPC	n/a	n/a	
5307	The First National Bank - Fox Vall	Neenah, WI	12.02	ICS-DPC	n/a	n/a	
10036	The Nat'l Bank & Trust Co of Syca	Sycamore, IL	245,006.36	ICS-DPC	n/a	n/a	
6784	United Bank - Parkersburg	Parkersburg, WV	245,050.34	ICS-DPC	n/a	n/a	
29566	United Fidelity Bank	Evansville, IN	245,052.02	ICS-DPC	n/a	n/a	
9846	BB&T	Winston, Salem, NC	0.74	ICS-HP	n/a	n/a	
4999	Cadence Bank, N.A.	Birmingham, AL	56,689.96	ICS-HP	n/a	n/a	
58257	Darien Rowayton Bank	Darien, CT	13.37	ICS-HP	n/a	n/a	
35361	Five Star Bank	Rocklin, CA	4.81	ICS-HP	n/a	n/a	
58328	Seaside National Bank & Trust	Orlando, FL	149,435.12	ICS-HP	n/a	n/a	
13425	South State Bank	Columbia, SC	1.19	ICS-HP	n/a	n/a	
30337	Sterling National Bank	Montebello, NY	54,117.86	ICS-HP	n/a	n/a	
58142	The Bank of River Oaks	Houston, TX	245,025.17	ICS-HP	n/a	n/a	
	The First National Bank - Fox Vall	Neenah, WI	12.79	ICS-HP	n/a	n/a	
110	Bank of the Ozarks	Little Rock, AR	196,325.34	ICS-PAY	n/a	n/a	
4999	Cadence Bank, N.A.	Birmingham, AL	76,691.59	ICS-PAY	n/a	n/a	
	Darien Rowayton Bank	Darien, CT	220,304.77	ICS-PAY	n/a	n/a	
840	F&M Trust Co. of Chambersburg	Chambersburg, PA	21.77	ICS-PAY	n/a	n/a	
16810	Farmers and Merchants Bank	Milford, NE	137,563.23	ICS-PAY	n/a	n/a	
18618	Manufacturers Bank	Los Angeles, CA	17.52	ICS-PAY	n/a	n/a	
58328	Seaside National Bank & Trust	Orlando, FL	14.74	ICS-PAY	n/a	n/a	
30337	Sterling National Bank	Montebello, NY	6.21	ICS-PAY	n/a	n/a	
5307	The First National Bank - Fox Vall	Neenah, WI	13.18	ICS-PAY	n/a	n/a	
6653	The Park National Bank	Newark, OH	245,051.01	ICS-PAY	n/a	n/a	
			<b>\$20,920,321.63</b>				
				* 30 Month is subject to placement realignment every 13 weeks			
07/01/2015	Iberiabank acquired Georgia Commerce Bank						