


WOOD COUNTY, TEXAS
 COMBINED STATEMENT OF CASH ACCOUNTS ACTIVITY
 FOR THE MONTH ENDING JUNE 30, 2015



FUND CODE	FUND NAME	CASH BALANCE 5/31/2015	RECEIPTS	DISBURSEMENTS	TRANSFER IN/(OUT)	Net Change	CASH BALANCE 6/30/2015
BUDGETED FUNDS							
OPERATING FUNDS							
100	General	\$ 16,587,081.17	\$ 595,036.15	\$ (1,126,336.52)	\$ (12.15)	\$ (531,312.52)	\$ 16,055,768.65
200	Road and Bridge Fund	5,001,002.37	113,899.94	(286,675.97)	(22.05)	(172,798.08)	4,828,204.29
270	Tobacco Settlement Fund	60,160.57	0.00	0.00	0.00	0.00	60,160.57
	Total Operating Funds	\$ 21,648,244.11	\$ 708,936.09	\$ (1,413,012.49)	\$ (34.20)	\$ (704,110.60)	\$ 20,944,133.51
SPECIAL REVENUE FUNDS							
230	CC-Records Mgmt. & Preservation	382,565.80	12,536.86	(8,869.04)	0.00	3,667.82	386,233.62
231	General Records Mgmt. & Preservation	36,390.27	1,151.46	(1,420.51)	0.00	(269.05)	36,121.22
232	CC-Records Archive Fee	318,875.61	11,976.81	0.00	0.00	11,976.81	330,852.42
234	Courthouse Security	30,983.58	2,079.87	(1,803.88)	0.00	275.99	31,259.57
235	Hotel and Motel Tax	63,945.42	2,014.41	(10,157.28)	81.70	(8,061.17)	55,884.25
236	Child Welfare	1,595.61	60.80	0.00	0.00	60.80	1,656.41
238	Crime Victims Services	3,954.54	21.97	0.00	0.00	21.97	3,976.51
239	Justice Court-Technology	57,727.38	662.31	(248.82)	0.00	413.49	58,140.87
240	DC-Records Mgmt & Preservation	36,765.04	297.88	(3.00)	0.00	294.88	37,059.92
241	JP Building Security Fee	24,006.09	170.39	0.00	0.00	170.39	24,176.48
242	Elections Special	19,807.20	608.41	0.00	0.00	608.41	20,415.61
243	Guardianship	33,012.15	556.52	0.00	0.00	556.52	33,568.67
244	CC-Technology	3,414.77	37.70	0.00	0.00	37.70	3,452.47
245	DC-Technology	3,698.25	222.74	0.00	0.00	222.74	3,920.99
246	DC-Records Archive Fee	23,635.59	469.86	0.00	0.00	469.86	24,105.45
247	DC-CT Records Preservation	24,888.39	42.36	0.00	0.00	42.36	24,930.75
260	Law Library	39,778.52	1,419.76	(905.10)	0.00	514.66	40,293.18
305	Constable Forfeiture	2,130.61	1.08	0.00	0.00	1.08	2,131.69
	Total Special Revenue Funds	\$ 1,107,174.82	\$ 34,331.19	\$ (23,407.63)	\$ 81.70	\$ 11,005.26	\$ 1,118,180.08
OTHER FUNDS							
250	Right of Way	804,862.75	454.58	0.00	0.00	454.58	805,317.33
281	Community Supervision & Corr.	363,177.51	85,086.46	(33,280.93)	0.00	51,805.53	414,983.04
290	Juvenile Probation Department	18,428.39	20,028.00	(16,220.74)	0.00	3,807.26	22,235.65
892	Historical Commission	50,013.35	24.73	(222.21)	0.00	(197.48)	49,815.87
	Total Other Funds	\$ 1,236,482.00	\$ 105,593.77	\$ (49,723.88)	\$ -	\$ 55,869.89	\$ 1,292,351.89
	TOTAL BUDGETED FUNDS	\$ 23,991,900.93	\$ 848,861.05	\$ (1,486,144.00)	\$ 47.50	\$ (637,235.45)	\$ 23,354,665.48
NON-BUDGETED AND NON-COUNTY FUNDS							
880	Treasurer's State Fees	28,844.11	26,021.27	(1,082.50)	(47.50)	24,891.27	53,735.38
891	Payroll Fund	311,492.38	0.00	7,296.22	0.00	7,296.22	318,788.60
999	Upper Sabine Valley Waste Mgmt	661,335.20	29,365.12	(68,742.00)	0.00	(39,376.88)	621,958.32
	TOTAL NON-BUDGETED FUNDS	\$ 1,001,671.69	\$ 55,386.39	\$ (62,528.28)	\$ (47.50)	\$ (7,189.39)	\$ 994,482.30
	TOTAL CASH IN POOLED ACCOUNTS	\$ 24,993,572.62	\$ 904,247.44	\$ (1,548,672.28)	\$ -	\$ (644,424.84)	\$ 24,349,147.78
CASH IN BANK - POOLED CASH ACCOUNTS							
890	AP Pooled Cash	998,262.61	193.97	(626,325.60)	635,000.00	8,868.37	1,007,130.98
890	Payroll Pooled Cash	1,001,897.51	200.97	(921,056.68)	920,000.00	(855.71)	1,001,041.80
890	Deposits Pooled Cash	5,530,413.01	893,179.07	0.00	(1,554,985.89)	(661,506.82)	4,868,906.19
890	CD Investments 60day Maturity	0.00	0.00	0.00	0.00	0.00	0.00
890	CD Investments 91day Maturity	(0.00)	0.00	0.00	0.00	0.00	(0.00)
890	CD Investments 6 month Maturity	0.00	0.00	0.00	0.00	0.00	0.00
890	CD Investments 12 month Maturity	2,281,253.32	1,652.04	0.00	0.00	1,652.04	2,282,905.36
890	CD Non-Depository	487,929.44	0.00	0.00	0.00	0.00	487,929.44
890	CDARS Investments	14,187,086.97	8,997.73	0.00	(314.11)	8,683.62	14,195,770.59
890	TexPool Pooled Investments	500,729.76	23.66	0.00	0.00	23.66	500,753.42
890	Jury Pooled Cash	6,000.00	0.00	(1,290.00)	0.00	(1,290.00)	4,710.00
	TOTAL CASH IN BANK - POOLED CASH ACCOUNTS	\$ 24,993,572.62	\$ 904,247.44	\$ (1,548,672.28)	\$ (0.00)	\$ (644,424.84)	\$ 24,349,147.78

FILED FOR RECORD
 JUL 23 2015
 COUNTY CLERK WOOD COUNTY TEXAS

0.00

FUND CODE	FUND NAME	CASH BALANCE 6/31/2015	RECEIPTS	DISBURSEMENTS	TRANSFER IN(OUT)	Net Change	CASH BALANCE 6/30/2015
CASH IN BANK - NON POOLED CASH ACCOUNTS - NON-BUDGETED, NON-COUNTY OR OTHER FUNDS							
BANKTEXAS ACCOUNTS							
200	Road & Bridge CD RRC Restricted	\$ 25,960.61	\$ 21.36	\$0.00	\$0.00	\$21.36	\$ 25,981.97
401	Grant Fund	0.00	18,400.00	(18,400.00)	0.00	0.00	0.00
601	Interest & Sinking	20,861.43	176.93	0.00	0.00	176.93	21,038.36
895	Health Plan	389,019.65	323,384.10	(220,772.67)	(106,000.00)	(3,388.57)	385,631.08
895	Health Plan CD 91 day maturity	0.00	0.00	0.00	0.00	0.00	0.00
895	Health Plan CD 6 month maturity	0.00	0.00	0.00	0.00	0.00	0.00
895	Health Plan CD 12 month maturity	205,461.06	106.86	0.00	0.00	106.86	205,567.92
895	Health Plan CDARS	990,135.53	391.51	0.00	106,000.00	106,391.51	1,096,527.04
898	MRP/DPC Clearing	4,560.19	4,151.30	(1,927.42)	0.00	2,223.88	6,784.07
	JP1 Clearing	16,823.89	27,295.50	(17,549.89)	0.00	9,745.61	26,569.50
	JP2 Clearing	9,342.52	11,093.05	(10,341.47)	0.00	751.58	10,094.10
	JP3 Clearing	4,116.75	4,527.49	(4,679.10)	0.00	(151.61)	3,965.14
	JP4 Clearing	2,390.40	6,409.25	(4,603.80)	0.00	1,805.45	4,195.85
	RV Clearing	748.00	16,612.00	(13,057.00)	0.00	3,555.00	4,303.00
	Treasurer's Credit Card	0.00	555.00	(555.00)	0.00	0.00	0.00
999	USVSWMD CD TCEO Restricted	12,460.75	10.58	0.00	0.00	10.58	12,471.33
TOTAL BANKTEXAS - NON POOLED CASH ACCOUNTS		\$ 1,681,880.78	\$ 413,134.93	\$ (291,886.35)	\$0.00	\$ 121,248.58	\$ 1,803,129.36
TEXPOOL ACCOUNTS							
601	Interest & Sinking	35,955.60	1.80	0.00	0.00	1.80	35,957.40
895	Health Plan	1,147.23	0.00	0.00	0.00	0.00	1,147.23
TOTAL TEXPOOL - NON POOLED CASH ACCOUNTS		\$ 37,102.83	\$ 1.80	\$0.00	\$0.00	\$ 1.80	\$ 37,104.63
TOTAL CASH IN BANK - NON POOLED CASH ACCOUNTS		\$ 1,718,983.61	\$ 413,136.73	\$ (291,886.35)	\$0.00	\$ 121,250.38	\$ 1,840,233.99
TOTAL CASH IN BANK - ALL TREASURER'S ACCOUNTS		\$ 26,712,556.23	\$ 1,317,384.17	\$ (1,840,558.63)	(\$0.00)	(\$23,174.46)	\$ 26,189,381.77

Miscellaneous Information

Indebtedness as of 6/30/2015: \$0.00 Certificate of Obligation: None
 RB Line of Credit-Railroad Commission \$25,000 CD Secured - Current Balance Available \$25,981

Bank Texas (including CDARS)	\$ 25,163,594.28	
Non-Depository Investments	487,929.44	
TexPool:	537,858.05	
Total	\$ 26,189,381.77	0.00
Bank Texas Interest Income: Interest Rate .00%-0.20%	\$ 1,646.90	
Certificates of Deposit: Interest Rates Varies	1,791.53	
CDARS Interest Income	9,389.24	
TexPool Interest Income: Interest Rate 0.06%	25.46	
Total Interest Income	\$ 12,853.13	0.00

I, Becky S. Burford, County Treasurer, in and for the County of Wood, State of Texas, do hereby present the June 2015 Statement of Cash Accounts Activity, the attached Treasurer's Report of Cash Receipts and Disbursements, and the Report of Securities as true and correct statements, to the best of my knowledge, of accounts under the control of Wood County Treasurer and furthermore state that the fund balance on deposit furthermore state that the fund balances are on deposit earning interest in accordance with the Wood County Investment Policy and Wood County Depository Contract.

Becky S. Burford, Wood County Treasurer
 Presented, examined, and accepted at the regular term of Commissioners Court on this the 31st day of July 2015.

Bryan Jones, County Judge

Virgil Holland, Jr., Commissioner Precinct 1

Jerry Brasell, Commissioner Precinct 2


Roger Pace, Commissioner Precinct 3

Jessell Acker, Commissioner Precinct 4

Tom Sellars, Auditor

WITNESSETH:

Kelley Price, County Clerk




FILED FOR RECORD
 2015 JUL 31 10:58 AM
 COUNTY CLERK, WOOD COUNTY

**WOOD COUNTY, TEXAS
 RECAP OF FUNDS BY BANK ACCOUNTS
 FOR THE MONTH OF JUNE 2015**

Fund	Beginning Cash Balance	M-T-D Receipts	M-T-D Disbursements	Transfers	Ending Balance	BankTexas Quitman	-----Allocation of Cash-----			Total Cash
							BankTexas CDARS	Non-Depository Banks	TexPool	
200 Road & Bridge CD Restricted	\$ 25,960.61	\$21.36	\$0.00	\$0.00	\$25,981.97	\$25,981.97	\$0.00	\$0.00	\$0.00	\$25,981.97
401 Texas Comm. Dev. Program	0.00	18,400.00	(18,400.00)	0.00	0.00	0.00	0.00	0.00	0.00	0.00
601 Interest and Sinking	56,817.03	178.73	0.00	0.00	56,995.76	21,038.36	0.00	0.00	35,957.40	56,995.76
890 Pooled Funds	8,037,302.89	893,597.67	(1,548,672.28)	314.11	7,382,542.39	6,881,788.97	0.00	0.00	500,753.42	7,382,542.39
890 Pooled CDs	16,956,269.73	10,649.77	0.00	(314.11)	16,966,605.39	2,282,905.36	14,195,770.59	487,929.44	0.00	16,966,605.39
895 Health Plan Fund	390,166.88	323,384.10	(220,772.67)	(106,000.00)	386,778.31	385,631.08	0.00	0.00	1,147.23	386,778.31
895 Health Plan CDs	1,195,596.59	498.37	0.00	106,000.00	1,302,094.96	205,567.92	1,096,527.04	0.00	0.00	1,302,094.96
898 MRP/DPC Clearing	4,560.19	4,151.30	(1,927.42)	0.00	6,784.07	6,784.07	0.00	0.00	0.00	6,784.07
JP1 Clearing	16,823.89	27,295.50	(17,549.89)	0.00	26,569.50	26,569.50	0.00	0.00	0.00	26,569.50
JP2 Clearing	9,342.52	11,093.05	(10,341.47)	0.00	10,094.10	10,094.10	0.00	0.00	0.00	10,094.10
JP3 Clearing	4,116.75	4,527.49	(4,679.10)	0.00	3,965.14	3,965.14	0.00	0.00	0.00	3,965.14
JP4 Clearing	2,390.40	6,409.25	(4,603.80)	0.00	4,195.85	4,195.85	0.00	0.00	0.00	4,195.85
RV Park Clearing	748.00	16,612.00	(13,057.00)	0.00	4,303.00	4,303.00	0.00	0.00	0.00	4,303.00
Treasurer's Credit Card	0.00	555.00	(555.00)	0.00	0.00	0.00	0.00	0.00	0.00	0.00
999 USVSWMD CD Restricted*	12,460.75	10.58	0.00	0.00	12,471.33	12,471.33	0.00	0.00	0.00	12,471.33
Grand Total	\$ 26,712,556.23	\$ 1,317,384.17	\$ (1,840,558.63)	\$ (0.00)	\$ 26,189,381.77	\$ 9,871,296.65	\$ 15,292,297.63	\$ 487,929.44	\$ 537,858.05	\$ 26,189,381.77
*Non-County Funds										

FILED FOR RECORD
 JUN 31 2015
 COUNTY CLERK WOOD COUNTY

**WOOD COUNTY, TEXAS
COMBINED STATEMENT OF CASH ACCOUNTS ACTIVITY
FOR THE YEAR-TO-DATE ENDING JUNE 30, 2015**



FUND CODE	FUND NAME	CASH BALANCE 10/01/2014	REVISION PRIOR-MONTH RECLASSES	CASH BALANCE 10/01/2014	YEAR-TO-DATE RECEIPTS	YEAR-TO-DATE DISBURSEMENTS	TRANSFER IN/(OUT)	Net Change	CASH BALANCE 6/30/2015
BUDGETED FUNDS									
OPERATING FUNDS									
100	General	\$ 12,193,457.63	\$ 33,355.55	\$ 12,226,813.18	\$ 14,233,114.18	\$ (10,487,860.43)	\$ 83,701.72	\$ 3,828,955.47	\$ 16,055,768.65
200	Road and Bridge Fund	3,068,934.08	(31,484.85)	3,037,449.23	5,329,998.93	(3,477,617.52)	(61,626.35)	1,790,755.06	4,828,204.29
270	Tobacco Settlement Fund	51,218.52	0.00	51,218.52	8,942.05	0.00	0.00	8,942.05	60,160.57
	Total Operating Funds	\$ 15,313,610.23	\$ 1,870.70	\$ 15,315,480.93	\$ 19,572,055.16	\$ (13,965,477.95)	\$ 22,075.37	\$ 5,628,652.58	\$ 20,944,133.51
SPECIAL REVENUE FUNDS									
230	CC-Records Mgmt. & Preservation	307,459.50	(10.00)	307,449.50	114,784.87	(34,870.25)	(1,130.50)	78,784.12	386,233.62
231	General Records Mgmt. & Preservation	38,536.82	(12.00)	38,524.82	9,522.87	(11,898.47)	(28.00)	(2,403.60)	36,121.22
232	CC-Records Archive Fee	245,602.50	0.00	245,602.50	110,444.42	(25,194.50)	0.00	85,249.92	330,852.42
234	Courthouse Security	29,327.23	0.00	29,327.23	19,888.35	(17,956.01)	0.00	1,932.34	31,259.57
235	Hotel and Motel Tax	81,988.20	(1,590.00)	80,398.20	63,086.69	(87,682.34)	81.70	(24,513.95)	55,884.25
236	Child Welfare	590.40	0.00	590.40	5,620.34	(4,584.33)	0.00	1,066.01	1,656.41
238	Crime Victims Services	3,850.69	0.00	3,850.69	125.82	0.00	0.00	125.82	3,976.51
239	Justice Court Technology	58,770.24	0.00	58,770.24	6,218.72	(6,848.09)	0.00	(629.37)	58,140.87
240	DC-Records Mgmt & Preservation	36,873.58	(3.00)	36,870.58	3,389.60	(3,200.26)	0.00	189.34	37,059.92
241	JP Building Security Fee	22,597.85	0.00	22,597.85	1,578.63	0.00	0.00	1,578.63	24,176.48
242	Elections Special	18,931.95	0.00	18,931.95	1,483.66	0.00	0.00	1,483.66	20,415.61
243	Guardianship	29,681.44	0.00	29,681.44	3,887.23	0.00	0.00	3,887.23	33,568.67
244	CC-Technology	2,820.99	0.00	2,820.99	631.48	0.00	0.00	631.48	3,452.47
245	DC-Technology	2,172.48	0.00	2,172.48	1,748.51	0.00	0.00	1,748.51	3,920.99
246	DC-Records Archive Fee	18,851.48	0.00	18,851.48	5,253.97	0.00	0.00	5,253.97	24,105.45
247	DC-CT Records Preservation	23,833.32	0.00	23,833.32	1,097.43	0.00	0.00	1,097.43	24,930.75
260	Law Library	42,221.02	0.00	42,221.02	13,019.36	(14,947.20)	0.00	(1,927.84)	40,293.18
305	Constable Forfeiture	2,752.99	0.00	2,752.99	9.06	(630.36)	0.00	(621.30)	2,131.69
	Total Special Revenue Funds	\$ 966,862.68	(1,615.00)	\$ 965,247.68	\$ 361,791.01	\$ (207,781.81)	\$ (1,076.80)	152,932.40	\$ 1,118,180.08
OTHER FUNDS									
250	Right of Way	801,678.41	0.00	801,678.41	3,638.92	0.00	0.00	3,638.92	805,317.33
281	Community Supervision & Corr.	336,578.89	(48.57)	336,530.32	438,842.81	(360,390.09)	0.00	78,452.72	414,983.04
290	Juvenile Probation Department	31,591.27	0.00	31,591.27	196,308.00	(205,743.62)	80.00	(9,355.62)	22,235.65
892	Historical Commission	46,277.53	(200.00)	46,077.53	884.62	(2,146.26)	5,000.00	3,738.34	49,815.87
	Total Other Funds	\$ 1,216,126.10	\$ (248.57)	\$ 1,215,877.53	\$ 639,674.35	\$ (568,279.99)	\$ 5,080.00	76,474.36	\$ 1,292,351.89
	TOTAL BUDGETED FUNDS	\$ 17,496,599.01	\$ 7.13	\$ 17,496,606.14	\$ 20,573,520.52	\$ (14,741,539.75)	\$ 26,075.37	5,858,059.34	\$ 23,354,665.48
NON-BUDGETED AND NON-COUNTY FUNDS									
880	Treasurer's State Fees	66,269.79	0.00	66,269.79	242,314.53	(230,717.02)	(24,131.92)	(12,534.41)	53,735.38
891	Payroll Fund	(0.00)	0.00	(0.00)	0.00	318,788.60	0.00	318,788.60	318,788.60
999	Upper Sabine Valley Waste Mgmt	386,918.09	(7.13)	386,910.96	824,080.40	(589,029.96)	(3.08)	235,047.36	621,958.32
	TOTAL NON-BUDGETED FUNDS	\$ 453,187.88	(7.13)	\$ 453,180.75	\$ 1,066,394.93	\$ (500,958.38)	\$ (24,135.00)	\$ 541,301.55	\$ 994,482.30
	TOTAL CASH IN POOLED ACCOUNTS	\$ 17,949,786.89	\$ 0.00	\$ 17,949,786.89	\$ 21,639,915.45	\$ (15,242,498.13)	\$ 1,943.57	\$ 6,399,360.89	\$ 24,349,147.78
CASH IN BANK - POOLED CASH ACCOUNTS									
890	AP Pooled Cash	272,820.64	0.00	272,820.64	1,277.89	(6,510,967.55)	7,244,000.00	734,310.34	1,007,130.98
890	Payroll Pooled Cash	118,355.00	0.00	118,355.00	1,308.12	(8,709,621.32)	9,591,000.00	882,686.80	1,001,041.80
890	Deposits Pooled Cash	2,407,421.44	0.00	2,407,421.44	21,537,754.97	(7,059,266.00)	(19,089,210.96)	2,461,484.75	4,868,906.19
890	CD Investments 60day Maturity	0.00	0.00	0.00	0.00	0.00	0.00	0.00	0.00
890	CD Investments 91day Maturity	(0.00)	0.00	(0.00)	0.00	0.00	0.00	0.00	(0.00)
890	CD Investments 6 month Maturity	0.00	0.00	0.00	0.00	0.00	0.00	0.00	0.00
890	CD Investments 12 month Maturity	2,268,308.61	0.00	2,268,308.61	14,596.75	0.00	0.00	14,596.75	2,282,905.36
890	CD Non-Depository	487,108.46	0.00	487,108.46	2,190.04	0.00	(1,369.06)	820.98	487,929.44
890	CDARS Investments	11,891,232.46	0.00	11,891,232.46	62,620.87	0.00	2,241,917.26	2,304,538.13	14,195,770.59
890	TexPool Pooled Investments	500,586.61	0.00	500,586.61	166.81	0.00	0.00	166.81	500,753.42
890	Jury Pooled Cash	3,953.67	0.00	3,953.67	0.00	(14,850.00)	15,606.33	756.33	4,710.00
	TOTAL CASH IN BANK - POOLED CASH ACCOUNTS	\$ 17,949,786.89	\$ -	\$ 17,949,786.89	\$ 21,639,915.45	\$ (15,242,498.13)	\$ 1,943.57	\$ 6,399,360.89	\$ 24,349,147.78

FILED FOR RECORDS
 JUN 23 2015
 COUNTY CLERK WOOD COUNTY

FUND CODE	FUND NAME	CASH BALANCE 10/01/2014	REVISION PRIOR-MONTH	CASH BALANCE 10/01/2014	RECEIPTS	DISBURSEMENTS	TRANSFER IN/(OUT)	Net Change	CASH BALANCE 6/30/2015
CASH IN BANK - NON POOLED CASH ACCOUNTS - NON-BUDGETED, NON-COUNTY OR OTHER FUNDS									
BANKTEXAS ACCOUNTS									
200	Road & Bridge CD RRC Restricted	\$ 25,839.62	\$ -	\$ 25,839.62	\$ 142.35	\$ -	\$ -	142.35	\$ 25,981.97
401	Grant Fund	0.00	0.00	0.00	57,850.00	(57,850.00)	0.00	0.00	0.00
601	Interest & Sinking	19,938.34	0.00	19,938.34	1,100.02	0.00	0.00	1,100.02	21,038.36
895	Health Plan	342,671.40	0.00	342,671.40	2,037,152.61	(1,906,678.97)	(87,513.96)	42,959.68	385,631.08
895	Health Plan CD 91 day maturity	0.00	0.00	0.00	0.00	0.00	0.00	0.00	0.00
895	Health Plan CD 6 month maturity	0.00	0.00	0.00	0.00	0.00	0.00	0.00	0.00
895	Health Plan CD 12 month maturity	204,604.93	0.00	204,604.93	962.99	0.00	0.00	962.99	205,567.92
895	Health Plan CDARS	1,004,074.21	0.00	1,004,074.21	4,938.87	0.00	87,513.96	92,452.83	1,096,527.04
898	MRP/DPC Clearing	9,632.54	0.00	9,632.54	38,447.88	(39,352.78)	(1,943.57)	(2,848.47)	6,784.07
	JP1 Clearing	0.00	0.00	0.00	126,954.64	(100,385.14)	0.00	26,569.50	26,569.50
	JP2 Clearing	0.00	0.00	0.00	68,408.66	(58,314.56)	0.00	10,094.10	10,094.10
	JP3 Clearing Account	0.00	0.00	0.00	52,397.79	(48,432.65)	0.00	3,965.14	3,965.14
	JP4 Clearing Account	3,812.00	0.00	3,812.00	46,879.20	(46,495.35)	0.00	383.85	4,195.85
	RV Clearing Account	0.00	0.00	0.00	47,151.00	(42,848.00)	0.00	4,303.00	4,303.00
	Treasurer's Credit Card	0.00	0.00	0.00	2,610.00	(2,610.00)	0.00	0.00	0.00
999	USVSWMD CD TCEQ Restricted	12,403.01	0.00	12,403.01	68.32	0.00	0.00	68.32	12,471.33
	TOTAL BANKTEXAS - NON POOLED CASH ACCOUN	\$ 1,622,976.05	0.00	\$ 1,622,976.05	\$ 2,485,064.33	\$ (2,302,967.45)	\$ (1,943.57)	\$ 180,153.31	\$ 1,803,129.36
TEXPOOL ACCOUNTS									
601	Interest & Sinking	35,945.35	0.00	35,945.35	12.05	0.00	0.00	12.05	35,957.40
895	Health Plan	1,147.23	0.00	1,147.23	0.00	0.00	0.00	0.00	1,147.23
	TOTAL TEXPOOL - NON POOLED CASH ACCOUNTS	\$ 37,092.58	0.00	\$ 37,092.58	\$ 12.05	\$ 0.00	\$ 0.00	\$ 12.05	\$ 37,104.63
	TOTAL CASH IN BANK - NON POOLED CASH ACCOUNTS	\$ 1,660,068.63	0.00	\$ 1,660,068.63	\$ 2,485,076.38	\$ (2,302,967.45)	\$ (1,943.57)	\$ 180,165.36	\$ 1,840,233.99
	TOTAL CASH IN BANK - ALL TREASURER'S ACCOUNTS	\$ 19,609,855.52	\$ -	\$ 19,609,855.52	\$ 24,124,991.83	\$ (17,545,465.58)	\$ 0.00	\$ 6,579,526.25	\$ 26,189,381.77

Miscellaneous Information

Indebtedness as of 6/30/2015: \$0.00 Certificate of Obligation: None Certificates of Obligation: None
 RB Line of Credit-Railroad Commission \$25,000 CD Secured - Current Balance Available \$25,981

Bank Texas:	Cash Balance	\$ 25,163,594.28
Non-Depository Investments:	Cash Balance	487,929.44
TexPool:	Cash Balance	537,859.05
Total Cash Balance:		\$ 26,189,381.77

Bank Texas Interest Income:	\$ 24,936.10
Non-Depository Interest Income	2,190.04
CDARS Interest Income	67,560.04
TexPool Interest Income:	178.86
Total Interest Income	\$ 94,865.04

I, Becky S. Burford, County Treasurer, in and for the County of Wood, State of Texas, do hereby present the June 2015 Year-to-date Statement of Cash Accounts Activity, the attached Treasurer's Report of Cash Receipts and Disbursements, and the Report of Securities as true and correct statements, to the best of my knowledge, of accounts under the control of Wood County Treasurer and furthermore state that the fund balance on deposit earning interest in accordance with the Wood County Investment Policy and Wood County Depository Contract.

Becky S. Burford
 Becky S. Burford, Wood County Treasurer

Presented, examined, and accepted at the regular term of Commissioners Court on this the 31st day of July 2015.

Bryan Jeanes
 Bryan Jeanes, County Judge

Kermit Hinkle
 Kermit Hinkle, Commissioner Precinct 1


Jerry Gasth
 Jerry Gasth, Commissioner Precinct 2

Roger Price
 Roger Price, Commissioner Precinct 3

Russell Acke
 Russell Acke, Commissioner Precinct 4

John Sellers
 John Sellers, Auditor

Kelley Price
 Kelley Price, County Clerk



FILED FOR RECORD
 2015 JUL 31 11:11:25
 COUNTY CLERK WOOD CO TX

**WOOD COUNTY, TEXAS
RECAP OF FUNDS BY BANK ACCOUNTS
FOR THE YEAR-TO-DATE ENDING JUNE 30, 2015**

Fund	Beginning Cash Balance	Y-T-D Receipts	Y-T-D Disbursements	Transfers	Ending Balance	BankTexas Quitman	-----Allocation of Cash-----			Total Cash
							BankTexas CDARS	Non-Depository Banks	TexPool	
200 Road & Bridge CD Restricted	\$ 25,839.62	\$ 142.35	\$ -	\$ -	\$ 25,981.97	\$ 25,981.97	\$ -	\$ -	\$ -	\$ 25,981.97
401 Texas Comm. Dev. Program	0.00	57,850.00	(57,850.00)	0.00	0.00	0.00	0.00	0.00	0.00	0.00
601 Interest and Sinking	55,883.69	1,112.07	0.00	0.00	56,995.76	21,038.36	0.00	0.00	0.00	56,995.76
890 Pooled Funds	3,303,137.36	21,560,507.79	(15,242,498.13)	(2,238,604.63)	7,382,542.39	6,881,788.97	0.00	0.00	35,957.40	7,382,542.39
890 Pooled CDs	14,646,649.53	79,407.66	0.00	2,240,548.20	16,966,605.39	2,282,905.36	14,195,770.59	487,929.44	500,753.42	16,966,605.39
895 Health Plan Fund	343,818.63	2,037,152.61	(1,906,678.97)	(87,513.96)	386,778.31	385,631.08	0.00	0.00	0.00	386,778.31
895 Health Plan CDs	1,208,679.14	5,901.86	0.00	87,513.96	1,302,094.96	205,567.92	1,096,527.04	0.00	1,147.23	1,302,094.96
898 Flex Savings Clearing	9,632.54	38,447.88	(39,352.78)	(1,943.57)	6,784.07	6,784.07	0.00	0.00	0.00	6,784.07
JP1 Clearing Account	0.00	126,954.64	(100,385.14)	0.00	26,569.50	26,569.50	0.00	0.00	0.00	26,569.50
JP2 Clearing Account	0.00	68,408.66	(58,314.56)	0.00	10,094.10	10,094.10	0.00	0.00	0.00	10,094.10
JP4 Clearing Account	3,812.00	46,879.20	(46,495.35)	0.00	3,965.14	3,965.14	0.00	0.00	0.00	3,965.14
RV Park Clearing Account	0.00	47,151.00	(42,848.00)	0.00	4,303.00	4,303.00	0.00	0.00	0.00	4,303.00
Treasurer's Credit Card	0.00	2,610.00	(2,610.00)	0.00	0.00	0.00	0.00	0.00	0.00	0.00
999 USVSWMD CD Restricted*	12,403.01	68.32	0.00	0.00	12,471.33	12,471.33	0.00	0.00	0.00	12,471.33
Grand Total	\$ 19,609,855.52	\$ 24,124,991.83	\$ (17,545,465.58)	(0.00)	\$ 26,189,381.77	\$ 9,871,296.65	\$ 15,292,297.63	\$ 487,929.44	\$ 537,858.05	\$ 26,189,381.77
*Non-County Funds										

FILED FOR RECORD
 JUN 30 2015
 COUNTY CLERK WOOD COUNTY, TX

SECURITIES PLEDGED TO WOOD COUNTY, TEXAS
Report as of June 30, 2015

ID	Pledge Date	Description	CUSIP	Maturity Date	Current Par	Market Value 5/31/15	Market Value 30-Jun-15
	02/02/2015	Houston Cmnty CLG	44236PEF1	2/15/19	\$140,000	\$159,670	\$159,435
	01/06/2015	Lufkin ISD TX 19	549815LE6	Released 6/22/15		\$254,200	\$0
	06/18/2012	Decatur, TX	243320GE2	3/1/19	150,000	159,581	159,562
10619	01/20/2012	Orange TX WW & SWR Rev	685287CA0	8/1/19	150,000	151,053	150,600
	01/06/2015	Eules-CTFS	298263J88	8/15/19	50,000	55,271	55,245
	01/06/2015	Floresville TX Electric	340405KF5	Released 6/22/15	0	264,535	0
	02/02/2015	Hallsville	406342AD7	8/15/19	125,000	127,201	127,325
	01/05/2015	Mequite ISD-Sch Bldg	59079594C7	8/15/19	150,000	164,843	164,782
	12/30/2014	Slidell ISD	831389EA5	8/15/19	160,000	172,469	172,592
	12/30/2014	Springtown	851830DZ9	8/15/19	165,000	168,059	168,348
	02/07/2013	Waco TX ISD	929845RP2	8/15/19	145,000	155,803	155,921
	12/30/2014	Celina-CTFS OBLG	151141MF2	9/1/19	65,000	68,806	68,825
	01/17/2013	Dumas TX	264633GW2	9/1/19		0	0
	12/30/2014	Mineola, TX	602771JG3	9/1/19	165,000	184,061	183,726
	02/07/2013	Hewitt TX	428230NN2	11/1/19	110,000	114,927	114,990
	02/07/2013	Anahuac TX ISD	032645CZ4	2/15/20	100,000	113,471	113,353
	02/07/2013	Angelina Cnty TX	034717KW7	2/15/20	155,000	156,759	156,804
	02/07/2013	Arlington TX ISD	041826XC7	2/15/20	100,000	109,612	109,454
	12/30/2014	Dillon CTFS OBLIGA	252867KU9	2/15/20	80,000	81,980	81,986
	02/07/2013	Ector TX ISD	279272CQ9	2/15/20	110,000	117,654	117,701
	02/07/2013	Jasper TX ISD	471844HP8	2/15/20	105,000	118,098	118,056
	12/30/2014	Ennis CTFS OBLIG	293425VN1	8/1/20	100,000	106,060	106,026
	02/01/2013	Sanger TX	800876DH4	8/1/20	100,000	107,620	107,659
	01/05/2015	Beeville-CTFS	077131JG6	8/15/20	70,000	70,470	70,606
	02/06/2013	Keller TX	487684U91	8/15/20	140,000	145,691	145,524
	02/01/2013	Lone Oak TX ISD	542218GA4	8/15/20	195,000	198,748	199,097
	12/31/2014	SPR ISD Schoolhouse TX	85000OP79	8/15/20	100,000	112,504	111,812
	12/31/2014	Sulphur Springs-Ref TX	865525QZ5	9/1/20	180,000	180,137	180,209
	12/31/2014	Upton CO-Ref TX	916813AY4	2/1/21	100,000	102,435	102,611
	12/31/2014	Arlington ISD Bldg	041826XP8	2/5/21	150,000	166,839	166,946
	12/31/2014	El Campo ISD	282783FP9	2/15/21	175,000	186,508	186,869
	02/06/2013	Jasper TX ISD	471844HQ6	2/15/21	105,000	120,045	120,170
	03/29/2012	Kyle TX - Assured Gty	501552EC3	2/15/21		0	0
	03/29/2012	Parmer County TX	701761AM0	Released 6/22/15	0	225,111	0
	02/09/2013	Ferris TX	31569CT3	3/1/21	105,000	113,724	113,692
	12/31/2014	Caldwell Cnty	129006FH0	8/1/21	60,000	64,038	64,046
	12/31/2014	Round Rock Util Sys	779244BY7	8/1/21	100,000	109,794	109,743
	12/31/2014	Beeville-CTFS	077131JH4	8/15/21	70,000	71,992	72,217
	12/31/2014	Krum TX	501080DZ5	8/15/21	100,000	109,671	109,923
	12/31/2014	Celina-CTFS OBLG	151141MH8	9/1/21	70,000	74,167	74,253
	02/07/2013	West Univ Place TX	956398QW4	2/1/22	100,000	110,170	110,481
	02/07/2013	Jasper TX ISD	471844HR4	2/15/22	110,000	126,919	127,432
	02/07/2013	Ferris TX	315669CU0	3/1/22	110,000	118,240	118,494
	01/17/2013	Celina TX	151141ND6	Released 6/22/15	0	435,015	0
	12/31/2014	Lake Jackson Wtr/SWR	510066NW9	4/15/23	100,000	102,536	102,768
	12/31/2014	Washington Jr. Cig	938688TG3	10/1/23	100,000	110,449	110,317
	12/31/2014	Watauga-CTFS	941097PA9	2/1/24	100,000	100,146	101,449
	12/31/2014	Belton ISD	081077WG0	2/15/24	100,000	104,754	105,061
	12/31/2014	Hallsville-CTFS	406342AJ4	8/15/24	135,000	134,133	136,153
	12/31/2014	Lago Vista ISD	507075KC2	8/15/24	135,000	145,022	145,662
	01/17/2013	Lumberton TX MUD	550227BG6	Released 6/22/15	0	280,330	0
	12/31/2014	TX Tech	88276RCC4	8/1/25	105,000	110,667	110,627
	12/31/2014	Beeville-CTFS	077131JM3	8/15/15	155,000	164,604	166,008
	12/31/2014	Watauga-CTFS	941097PE1	2/1/28	105,000	106,938	108,073
					\$5,500,000	\$7,313,530	\$5,862,633
					(1,420,000)	0	(0)

FILED FOR RECORD
2015 JUN 30 11:15 AM
WOOD COUNTY, TEXAS

Total BankTexas Account Balances as of report date: \$ 5,704,853 \$ 5,700,902

128.20% 102.84%

NOTE: FDIC insurance coverage is in addition to listed securities.

06/30/2015

WOOD COUNTY, TEXAS
INVESTMENT ACTIVITY FOR JUNE 30, 2015

CD ID	Description	Bank	Acct	Lock Box BT	Term	Days to Maturity	Original Principal		Prior Balance	Purchases/Deposits	Interest Credited	Withdrawals	Current Balance	This Month's	Accumulated		
									05/31/2015				06/30/2015	Unpaid Interest	Unpaid Interest		
16	*7485 DPC 12 MONTH	BT	DPC		365	133	\$ 500,000.00	\$	512,071.89		241.82	\$	512,343.71	\$ 184.23	\$ 184.23		
17	*7507 DPC 12 MONTH	BT	DPC		365	133	250,000.00		256,035.96		135.91		256,171.87	92.11	92.11		
18	*7523 HP 12 MONTH	BT	HP		365	133	75,000.00		76,810.72		40.77		76,851.49	27.63	27.63		
58	*182 DPC 365 DAY	CNB	DPC		365	107	124,200.00		124,540.84		0.00		124,540.84	56.30	144.50		
59	*183 DPC 365 DAY	CNB	DPC		365	107	124,200.00		124,540.84		0.00		124,540.84	56.30	144.50		
60	*884 DPC 365 DAY	FNBW	DPC		365	108	117,500.00		119,423.88		0.00		119,423.88	63.87	161.73		
61	*885 DPC 365 DAY	FNBW	DPC		365	108	117,500.00		119,423.88		0.00		119,423.88	63.87	161.73		
68H	CDARS 30 Month	BT*	DPC		910	121	600,000.00		612,239.62		0.00		612,239.62	503.84	1,040.81		
69H	CDARS HP 30 Month	BT*	HP		910	121	250,000.00		255,099.85		0.00		255,099.85	209.93	433.66		
72H	CDARS 30 Month	BT*	DPC		910	151	500,000.00		510,166.58		419.47		510,586.05	0.00	0.00		
79F & 79G	CDARS 13 Week x9	BT	DPC		910	247	400,000.00		406,028.42		1,084.58		407,113.00	334.40	334.40		
80F & 80G	CDARS 13 Week x9	BT	DPC		910	247	400,001.00		406,029.42		1,084.57		407,113.99	334.41	334.41		
81F & 81G	CDARS 13 Week x9	BT	DPC		910	247	400,002.00		406,030.43		1,084.59		407,115.02	334.41	334.41		
96	*4149 365 DAY	BT	DPC		365	184	500,000.00		504,511.15		259.17		504,770.32	8.64	8.64		
97	*4160 365 DAY	BT	HP		365	184	127,500.00		128,650.34		66.09		128,716.43	2.20	2.20		
116	CDARS 52 Week	BT	DPC		364	Redeemed	400,005.00		402,495.54		70.57	(402,566.11)	0.00	0.00	0.00		
117	CDARS 52 Week	BT	DPC		364	9	400,006.00		402,298.97		211.67		402,510.64	0.00	0.00		
118	CDARS 52 Week	BT	DPC		364	23	700,001.00		703,840.87		370.33		704,211.20	0.00	0.00		
119	CDARS 52 Week	BT	HP		364	23	100,000.00		100,548.56		52.90		100,601.46	0.00	0.00		
120	CDARS 52 Week	BT	DPC		364	31	700,002.00		703,755.50		370.28		704,125.78	0.00	0.00		
121	CDARS 52 Week	BT	DPC		364	44	400,007.00		402,053.19		211.54		402,264.73	0.00	0.00		
122	CDARS 52 Week	BT	DPC		364	44	700,003.00		703,583.77		370.19		703,953.96	0.00	0.00		
123	CD 24 month	BT	DPC		730	410	500,000.00		504,317.16		492.57		504,809.73	286.28	286.28		
124	CD 24 month	BT	DPC		730	410	500,000.00		504,317.16		492.57		504,809.73	286.28	286.28		
125	CDARS 52 Week	BT	DPC		364	72	400,008.00		401,856.85		211.44		402,068.29	0.00	0.00		
126	CDARS 52 Week	BT	DPC		364	72	700,004.00		703,239.46		370.01		703,609.47	0.00	0.00		
127	CDARS 52 Week	BT	DPC		364	107	400,009.00		401,611.32		211.31		401,822.63	0.00	0.00		
128	CDARS 52 Week	BT	DPC		364	107	500,000.00		502,002.83		264.12		502,266.95	0.00	0.00		
129	CDARS 52 Week	BT	HP		364	107	100,000.00		100,399.31		52.66		100,451.97	0.00	0.00		
130	CDARS 52 Week	BT	DPC		364	128	500,001.00		501,819.04		264.03		502,083.07	0.00	0.00		
131	CDARS 52 Week	BT	HP		364	128	127,500.00		127,963.61		67.33		128,030.94	0.00	0.00		
132	CDARS 52 Week	BT	HP		364	150	100,000.00		100,324.90		52.79		100,377.69	0.00	0.00		
133	CDARS 26 Week	BT	DPC		182	16	750,000.00		750,563.18		123.38		750,686.56	0.00	0.00		
134	CDARS 26 Week	BT	HP		182	16	125,000.00		125,093.87		20.56		125,114.43	0.00	0.00		
135	CDARS 26 Week	BT	DPC		182	23	1,250,000.00		1,250,890.62		205.63		1,251,096.25	0.00	0.00		
137	CDARS 52 Week	BT	DPC		364	205	402,250.00		403,167.91		212.14		403,380.05	0.00	0.00		
138	CDARS 13 Week	BT	HP		364	205	75,500.00		75,672.29		39.82		75,712.11	0.00	0.00		
140	CDARS 26 Week	BT	DPC		182	37	1,000,003.00		1,000,638.75		164.50		1,000,803.25	0.00	0.00		
143	CDARS 104 Week	BT	DPC		728	590	402,250.00		403,633.80		381.69		404,015.49	0.00	0.00		
144	CDARS 26 Week	BT	DPC		182	44	1,000,005.00		1,000,602.39		164.49		1,000,766.88	0.00	0.00		
145	CDARS 52 Week	BT	DPC		364	254	402,502.00		403,074.06		212.08		403,286.14	0.00	0.00		
146	CDARS 104 Week	BT	DPC		728	653	402,251.00		402,834.40		380.94		403,215.34	0.00	0.00		
147	CDARS 52 Week	BT	DPC		364	317	402,503.00		402,630.05		211.85		402,841.90	0.00	0.00		
148	CDARS 52 Week	BT	HP		364	317	105,000.00		105,033.14		55.26		105,088.40	0.00	0.00		
149	CDARS 104 Week	BT	DPC		728	702	402,252.00		0.00	402,252.00	342.33		402,594.33	0.00	0.00		
150	CDARS 52 Week	BT	HP		364	338	106,000.00		0.00	106,000.00	50.19		106,050.19	0.00	0.00		
Restricted	RB CD *1703 RRC	BT*	DPC		365	270	25,000.00		25,959.92		22.05		25,981.97	0.00	0.00		
Restricted	USV CD *1639 TCEQ	BT*	DPC		365	269	12,000.00		12,460.75		10.58		12,471.33	0.00	0.00		
Total CDs							\$ 18,575,965.00	\$	18,190,286.99	\$ 508,252.00	\$ 11,180.77	\$ (402,566.11)	\$ 18,307,153.65	\$ 3,414.70	\$ 3,977.52		
													(0.00)				
TEXPOOL													18,307,153.65				
Deposit Pooled Cash		TxP	DPC		1	n/a		\$	500,721.61	\$	23.66		\$ 500,745.27	n/a	n/a		
Interest & Sinking		TxP	I&S		1	n/a			35,955.60		1.80		35,957.40	n/a	n/a		
Health Plan		TxP	HP		1	n/a			1,147.23		0.00		1,147.23	n/a	n/a		
Total Pools							\$	537,824.44	\$		\$ 25.46	\$	537,849.90				
Insured Cash Sweeps Accounts																	
Deposit Pooled Cash		BT*			n/a	n/a	n/a	\$	4,902,446.65	\$	1,267,835.48	\$	966.91	\$(1,934,685.25)	\$ 4,236,563.79	n/a	n/a
Accounts Payable Cash		BT*			n/a	n/a	n/a		922,496.04		529,183.37		193.97	\$(549,257.90)	902,615.48	n/a	n/a
Payroll Cash		BT*			n/a	n/a	n/a		1,000,651.49		608,606.81		200.97	\$(609,192.95)	1,000,266.32	n/a	n/a
Health Plan		BT*			n/a	n/a	n/a		346,336.25		372,700.88		86.11	\$(309,817.39)	409,305.85	n/a	n/a
Total Sweeps							\$	7,171,930.43	\$	2,778,326.54	\$	1,447.96	\$(3,402,953.49)	\$ 6,548,751.44			
Total Investments							149	\$	25,900,041.86	\$	3,286,578.54	\$	12,654.19	\$(3,805,519.60)	\$ 25,393,754.99	\$ 3,414.70	\$ 3,977.52

FILED FOR RECORD
2015 JUL 31 AM 10:00
CLERK, WOOD COUNTY TEXAS

Investments By Type		
BT - Traditional CD	\$ 2,488,473.28	9.80%
BT - CDARS	15,292,297.63	60.22%
Non-Depository CD	487,929.44	1.92%
BT-Restricted CD	38,453.30	0.15%
BT-ICS *	6,548,751.44	25.79%
Pools	537,849.90	2.12%
Total	\$ 25,393,754.99	100.00%

* Does not include in-transit items which can be either positive or negative.

Note: BT - BankTexas is the county's placement bank for both CDARS and ICS accounts into other FDIC covered banks. For bank details use Supplement Investment Schedule.

I hereby submit the above report in addition to attached Supplement Investment Schedule as the written report of investment transactions for all invested funds held by Wood County Treasurer for period shown above and certify that these investments are in compliance with the local investment policy and Public Funds Investment Act.

Becky S. Burford
 Becky S. Burford, Wood County Treasurer
 Wood County Investment Officer

FILED FOR RECORD
 2015 JUL 31 AM 11:31
 COUNTY CLERK - WOOD COUNTY

WOOD COUNTY, TEXAS
Supplement Investment Schedule
Summary of FDIC-Insured Institutions
Outside of Depository Bank
06/30/2015

Bank	Location	Balance	Reference	Term	Maturity Date	Recap By Type	Totals
City National Bank	Quitman, TX	\$ 249,081.68	CD 588 59	12 Month	10/15/2015	Local CD	\$ 487,929.44
First National Bank-Winnsboro, T	Winnsboro, TX	238,847.76	CD 608 61	12 Month	10/16/2015	Insured Cash Sweep	6,548,751.44
Cardinal Bank	McLean, VA	121,839.47	CDARS#68H	30 Month*	10/29/2015	CDARS	15,292,297.63
Commercial Bank	Harrogate, TN	241,900.15	CDARS#68H	30 Month*	10/29/2015		
Northern Bank & Trust Co	Woburn, MA	246,500.00	CDARS#68H	30 Month*	10/29/2015		\$ 22,328,978.51
Commercial Bank	Harrogate, TN	6,599.85	CDARS#69H - HP	30 Month*	10/29/2015		
Regent Bank	Davie, FL	248,500.00	CDARS#69H - HP	30 Month*	10/29/2015		
Farmers State Bank	Waterloo, IA	248,731.58	CDARS#72H	13 week	08/27/2015		
First Security Bank	Mackinaw, IL	14,245.63	CDARS#72H	13 week	08/27/2015		
Howard Bank	Elliott City, MD	131,494.88	CDARS#72H	13 week	08/27/2015		
The La Porte Savings Bank	Machias, ME	116,112.96	CDARS#72H	13 week	08/27/2015		
Community West Bank, N A	Goleta, CA	86,361.32	CDARS#79G	30 Month*	03/03/2016		
Southwest Bank	Fort Worth, TX	73,751.68	CDARS#79G	30 Month*	03/03/2016		
The Bank of Fayette County	Moscow, TN	247,000.00	CDARS#79G	30 Month*	03/03/2016		
Community West Bank, N A	Goleta, CA	160,638.68	CDARS#80G	30 Month*	03/03/2016		
Franklin Synergy Bank	Franklin, TN	246,475.31	CDARS#80G	30 Month*	03/03/2016		
First State Bank of Forsyth	Forsyth, MT	247,000.00	CDARS#81G	30 Month*	03/03/2016		
Franklin Synergy Bank	Franklin, TN	524.69	CDARS#81G	30 Month*	03/03/2016		
Xenith Bank	Richmond, VA	159,590.33	CDARS#81G	30 Month*	03/03/2016		
Commerce Union Bank	Springfield, TN	142,639.92	CDARS#117	52week	07/09/2015		
FirstCapital Bank of Texas, N A	Midland, TX	242,509.03	CDARS#117	52week	07/09/2015		
Independent Bank	McKinney, TX	17,361.69	CDARS#117	52week	07/09/2015		
CrossFirst Bank	Leawood, KS	244,964.54	CDARS#118	52week	07/23/2015		
First NBC Bank	New Orleans, LA	180,742.77	CDARS#118	52week	07/23/2015		
The Farmers & Merchants State B	Archbold, OH	134,140.79	CDARS#118	52week	07/23/2015		
United Bank - Fairfax	Fairfax, Va	144,363.10	CDARS#118	52week	07/23/2015		
United Bank - Fairfax	Fairfax, Va	100,601.46	CDARS#119-HP	52week	07/23/2015		
EagleBank	Bethesda, MD	199,168.46	CDARS#120	52week	07/30/2015		
Farm Bureau Bank FSB	Sparks, NV	242,419.75	CDARS#120	52week	07/30/2015		
John Marshall Bank	Reston, VA	242,419.75	CDARS#120	52week	07/30/2015		
Susquehanna Bank	Lititz, PA	20,117.82	CDARS#120	52week	07/30/2015		
Armsstrong Bank	Muskogee, OK	98,317.14	CDARS#121	52week	08/13/2015		
East West Bank	Pasadena, CA	23,126.80	CDARS#121	52week	08/13/2015		
Mutual of Omaha Bank	Omaha, NE	242,360.25	CDARS#121	52week	08/13/2015		
The First, A Natl Banking Associa	Hattisburg, MS	38,460.54	CDARS#121	52week	08/13/2015		
Bremer Bank, National Associatio	South St. Paul, MN	242,360.25	CDARS#122	52week	08/13/2015		
East West Bank	Pasadena, CA	219,233.46	CDARS#122	52week	08/13/2015		
Western Alliance Bank	Phoenix, AZ	242,360.25	CDARS#122	52week	08/13/2015		
Allegiance Bank Texas	Houston, Texas	157,314.11	CDARS#125	52week	09/10/2015		
Texas National Bank of Jacksonvi	Jacksonville, TX	244,754.18	CDARS#125	52week	09/10/2015		
Allegiance Bank Texas	Houston, Texas	87,440.05	CDARS#126	52week	09/10/2015		
Bank Hapoalim BM	New York, NY	126,661.06	CDARS#126	52week	09/10/2015		
Lone Star State Bank of West Tex	Lubbock, Tx	244,754.18	CDARS#126	52week	09/10/2015		
Progress Bank and Trust	Huntsville, AL	244,754.18	CDARS#126	52week	09/10/2015		
First United Bank and Trust Comp	Durant, OK	150,186.88	CDARS#127	52week	10/15/2015		
Independence Bank - Havre	Havre, MT	9,543.07	CDARS#127	52week	10/15/2015		
Kansas State Bank of Manhattan	Manhattan, KS	242,092.68	CDARS#127	52week	10/15/2015		
Crestmark Bank	Troy, MI	26,629.18	CDARS#128	52week	10/15/2015		
First United Bank and Trust Comp	Durant, OK	91,905.81	CDARS#128	52week	10/15/2015		
Mechanics & Farmers Bank	Durham, NC	242,092.68	CDARS#128	52week	10/15/2015		
TriState Capital Bank	Pittsburgh, PA	141,639.28	CDARS#128	52week	10/15/2015		
TriState Capital Bank	Pittsburgh, PA	100,451.97	CDARS#129 HP	52week	10/15/2015		
First Community Bank	Bluefield, VA	111,855.43	CDARS#130	52week	11/05/2015		
Happy State Bank	Happy, TX	113,972.63	CDARS#130	52week	11/05/2015		
Metropolitan Bank	Crystal Springs, MS	242,003.57	CDARS#130	52week	11/05/2015		
Town North Bank, N A	Dallas, TX	34,251.44	CDARS#130	52week	11/05/2015		
Happy State Bank	Happy, TX	128,030.94	CDARS#131 HP	52week	11/05/2015		
Meridian Bank	Malvern, PA	13,292.16	CDARS#132 HP	52week	11/27/2015		
Oakstar Bank	Springfield, MO	87,085.53	CDARS#132 HP	52week	11/27/2015		
Business First Bank	Baton Route, LA	246,225.19	CDARS#133	26week	07/16/2015		
Great Southern Bank	Reeds Springs, MO	199,800.15	CDARS#133	26week	07/16/2015		
Iberiabank	Lafayette, LA	246,225.19	CDARS#133	26week	07/16/2015		
NewBridge Bank	Greensboro, NC	58,436.03	CDARS#133	26week	07/16/2015		
NewBridge Bank	Greensboro, NC	125,114.43	CDARS#134 -HP	26week	07/16/2015		
BOKF, National Association	Tulsa, OK	246,215.74	CDARS#135	26week	07/23/2015		
Central Bank Bank of St. Louis	Clayton, MO	215,259.03	CDARS#135	26week	07/23/2015		
EverBank	Jacksonville, FL	246,215.74	CDARS#135	26week	07/23/2015		
St. Louis Bank	Town and Country, MC	106,196.90	CDARS#135	26week	07/23/2015		
Texas Community Bank	Laredo, TX	246,215.74	CDARS#135	26week	07/23/2015		
The Delaware County Bank & Tru	Lewis Center, OH	190,993.10	CDARS#135	26week	07/23/2015		
First NBC Bank	New Orleans, LA	64,017.16	CDARS#137	52week	01/21/2016		
Genesee Regional Bank	Rochester, NY	70,890.92	CDARS#137	52week	01/21/2016		
Old Line Bank	Bowie, MD	168,471.97	CDARS#137	52week	01/21/2016		
Old Line Bank	Bowie, MD	75,712.11	CDARS#138 -HP	52week	01/21/2016		
City First Bank of D. C., NA	Washington DC	244,695.66	CDARS#140	26week	08/06/2015		
Genesee Regional Bank	Rochester, NY	73,146.31	CDARS#140	26week	08/06/2015		
Howard Bank	Elliott City, MD	113,218.08	CDARS#140	26week	08/06/2015		
LegacyTexas Bank	Piano, TX	44,035.21	CDARS#140	26week	08/06/2015		
Southern Bancorp Bank	Arkadelphia, AR	244,695.66	CDARS#140	26week	08/06/2015		
Western National Bank	Duluth, MN	244,695.66	CDARS#140	26week	08/06/2015		
WesBanco Bank, Inc.	Wheeling, WV	36,316.67	CDARS#140	26week	08/06/2015		
Bangor Savings Bank	Bangor, NE	241,053.36	CDARS#143	104 week	02/09/2017		
EagleBank	Bethesda, MD	42,182.33	CDARS#143	104 week	02/09/2017		
First National Bank of Michigan	Kalamazoo, MI	120,779.80	CDARS#143	104 week	02/09/2017		
Heritage Bank National Associati	Spicer, MN	49,837.98	CDARS#144	26week	08/13/2015		
Pinnacle Bank	Nashville, TN	244,686.28	CDARS#144	26week	08/13/2015		
The Bank of Missouri	Perryville, MO	215,870.06	CDARS#144	26week	08/13/2015		
Univest Bank & Trust Co.	Souderton, PA	244,686.28	CDARS#144	26week	08/13/2015		
Valley National Bank	Wayne, NJ	244,686.28	CDARS#144	26week	08/13/2015		
Customers Bank	Wyomissing, PA	241,469.51	CDARS#145	52week	03/10/2016		
Decorah Bank & Trust Company	Decorah, IA	161,816.63	CDARS#145	52week	03/10/2016		
Bank of the West	San Francisco, CA	126,881.58	CDARS#146	104 week	04/13/2017		

FILED FOR REC-
2015 JUL 31 AM 10:37
COUNTY CLERK, WOOD COUNTY, TEXAS

WOOD COUNTY, TEXAS
Supplement Investment Schedule
Summary of FDIC-Insured Institutions
Outside of Depository Bank
06/30/2015

Bank	Location	Balance	Reference	Term	Maturity Date	Recap By Type	Totals
Georgia Commerce Bank	Atlanta, GA	38,264.38	CDARS#146	104 week	04/13/2017		
Singature Bank	New York, NY	239,069.38	CDARS#146	104 week	04/13/2017		
Avenue Bank	Nashville, TN	243,705.02	CDARS#147	52week	05/12/2016		
Oakstar Bank	Springfield, MO	49,283.61	CDARS#147	52week	05/12/2016		
Transportation Alliance Bank, Inc	Ogden, UT	109,853.27	CDARS#147	52week	05/12/2016		
Oakstar Bank	Springfield, MO	105,088.40	CDARS#148 -HP	52week	05/12/2016		
Bank of Blue Valley	Overland Park, KS	162,390.08	CDARS#149	104 week	06/01/2017		
The Citizens National Bank of Bluffton	Bluffton, OH	240,204.25	CDARS#149	104 week	06/01/2017		
Paragon Commerical Bank	Raleigh, NC	106,050.19	CDARS#150 -HP	52week	06/02/2016		
58479 Bank of Central Florida	Lakeland, FL	245,050.75	ICS-AP	n/a	n/a		
57368 Bankwell Bank	New Canaan, CT	60,015.03	ICS-AP	n/a	n/a		
4999 Cadence Bank, N.A	Birmingham, AL	26.36	ICS-AP	n/a	n/a		
16810 Farmers and Merchants Bank	Milford, NE	107,450.90	ICS-AP	n/a	n/a		
57497 Pathfinder Commercial Bank	Oswego, NY	245,036.85	ICS-AP	n/a	n/a		
5307 The First National Bank - Fox Vall	Neenah, WI	18.71	ICS-AP	n/a	n/a		
13421 Union Bank and Trust Company	Lincoln, NE	245,016.88	ICS-AP	n/a	n/a		
15136 Bank of Wisconsin Dells	Wisconsin Dells, WI	12.35	ICS-DPC	n/a	n/a		
57368 Bankwell Bank	New Canaan, CT	55,370.50	ICS-DPC	n/a	n/a		
10502 BankWest of Kansas	Goodland, KS	245,050.75	ICS-DPC	n/a	n/a		
9846 BB&T	Winston, Salem, NC	190,342.62	ICS-DPC	n/a	n/a		
4999 Cadence Bank, N.A	Birmingham, AL	8.55	ICS-DPC	n/a	n/a		
22683 CoBiz Bank	Denver, CO	245,050.75	ICS-DPC	n/a	n/a		
9378 F&C Bank	Holden, MO	245,050.75	ICS-DPC	n/a	n/a		
8405 F&M Trust Co. of Chambersburg	Chambersburg, PA	12.35	ICS-DPC	n/a	n/a		
16810 Farmers and Merchants Bank	Milford, NE	69,899.51	ICS-DPC	n/a	n/a		
10248 First International Bank & Trust	Watford City, ND	8.00	ICS-DPC	n/a	n/a		
15059 First National Bank-Arcadia	Arcadia, LA	245,050.75	ICS-DPC	n/a	n/a		
58564 Flushing Bank	East Meadow, NY	5.07	ICS-DPC	n/a	n/a		
18740 Heartland Bank	Geneva, NE	245,050.75	ICS-DPC	n/a	n/a		
9007 Heartland State Bank	Redfield, SD	245,050.75	ICS-DPC	n/a	n/a		
28092 Home Federal Bank	Sioux Falls, SD	245,050.02	ICS-DPC	n/a	n/a		
3664 Illinois National Bank	Springfield, IL	245,049.93	ICS-DPC	n/a	n/a		
14913 Lapeer County B&T Co.	Lapeer, MI	245,050.75	ICS-DPC	n/a	n/a		
19531 Machias Savings Bank	Machias, ME	245,050.75	ICS-DPC	n/a	n/a		
18013 Mascoma Savings Bank	Lebanon, NH	245,050.75	ICS-DPC	n/a	n/a		
1058 Midwest BankCentre	St. Louis, MO	38.08	ICS-DPC	n/a	n/a		
18429 Morton Community Bank	Morton, IL	8.84	ICS-DPC	n/a	n/a		
12610 St. Martin Bank and Trust Compai	St. Martinville, LA	245,048.74	ICS-DPC	n/a	n/a		
5307 The First National Bank - Fox Vall	Neenah, WI	15.72	ICS-DPC	n/a	n/a		
6653 The Park National Bank	Newark, OH	9.28	ICS-DPC	n/a	n/a		
2711 Traditional Bank, Inc.	Mount Sterling, KY	245,050.10	ICS-DPC	n/a	n/a		
6784 United Bank - Parkersburg,	Parkersburg, WV	245,044.38	ICS-DPC	n/a	n/a		
8544 United Community Bank	Perham, MN	245,050.75	ICS-DPC	n/a	n/a		
57249 Venture Bank	Bloomington, MN	30.90	ICS-DPC	n/a	n/a		
15614 West Bank	West Des Moines, IA	245,046.65	ICS-DPC	n/a	n/a		
19861 Yadkin Bank	Elkin, NC	4.70	ICS-DPC	n/a	n/a		
9846 BB&T	Winston, Salem, NC	54,669.62	ICS-HP	n/a	n/a		
15136 Bank of Wisconsin Dells	Wisconsin Dells, WI	245,035.61	ICS-HP	n/a	n/a		
57368 Bankwell Bank	New Canaan, CT	109,557.36	ICS-HP	n/a	n/a		
8405 F&M Trust Co. of Chambersburg	Chambersburg, PA	1.28	ICS-HP	n/a	n/a		
18429 Morton Community Bank	Morton, IL	29.33	ICS-HP	n/a	n/a		
12610 St. Martin Bank and Trust Compai	St. Martinville, LA	0.97	ICS-HP	n/a	n/a		
The First National Bank - Fox Vall	Neenah, WI	3.56	ICS-HP	n/a	n/a		
6653 The Park National Bank	Newark, OH	2.86	ICS-HP	n/a	n/a		
57249 Venture Bank	Bloomington, MN	0.64	ICS-HP	n/a	n/a		
19861 Yadkin Bank	Elkin, NC	4.62	ICS-HP	n/a	n/a		
57368 Bankwell Bank	New Canaan, CT	20,066.10	ICS-PAY	n/a	n/a		
840 F&M Trust Co. of Chambersburg	Chambersburg, PA	245,037.11	ICS-PAY	n/a	n/a		
16810 Farmers and Merchants Bank	Milford, NE	3.32	ICS-PAY	n/a	n/a		
10248 First International Bank & Trust	Watford City, ND	245,038.99	ICS-PAY	n/a	n/a		
18429 Morton Community Bank	Morton, IL	0.27	ICS-PAY	n/a	n/a		
58415 Pacific Enterprise Bank	Irvine, CA	13.74	ICS-PAY	n/a	n/a		
57497 Pathfinder Commercial Bank	Oswego, NY	13.89	ICS-PAY	n/a	n/a		
5307 The First National Bank - Fox Vall	Neenah, WI	3.98	ICS-PAY	n/a	n/a		
6653 The Park National Bank	Newark, OH	245,038.60	ICS-PAY	n/a	n/a		
13421 Union Bank and Trust Company	Lincoln, NE	11.17	ICS-PAY	n/a	n/a		
6784 United Bank - Parkersburg,	Parkersburg, WV	4.72	ICS-PAY	n/a	n/a		
57249 Venture Bank	Bloomington, MN	245,013.96	ICS-PAY	n/a	n/a		
19861 Yadkin Bank	Elkin, NC	20.47	ICS-PAY	n/a	n/a		

\$22,328,978.51

* 30 Month is subject to placement realignment every 13 weeks

FILED FOR RECORD
2015 JUL 31 AM 10:35
COUNTY CLERK WOOD COUNTY