


**WOOD COUNTY, TEXAS  
COMBINED STATEMENT OF CASH ACCOUNTS ACTIVITY  
FOR THE MONTH ENDING MAY 31, 2015**



FUND CODE	FUND NAME	CASH BALANCE 4/30/2015	RECEIPTS	DISBURSEMENTS	TRANSFER IN/(OUT)	Net Change	CASH BALANCE 5/31/2015
<b>BUDGETED FUNDS</b>							
<b>OPERATING FUNDS</b>							
100	General	\$ 17,042,743.68	\$ 678,107.04	\$ (1,133,790.87)	\$ 21.32	\$ (455,662.51)	\$ 16,587,081.17
200	Road and Bridge Fund	5,136,599.12	147,273.48	(282,848.91)	(21.32)	(135,596.75)	5,001,002.37
270	Tobacco Settlement Fund	60,160.57	0.00	0.00	0.00	0.00	60,160.57
	<b>Total Operating Funds</b>	<b>\$ 22,239,503.37</b>	<b>\$ 825,380.52</b>	<b>\$ (1,416,639.78)</b>	<b>\$ -</b>	<b>\$ (591,259.26)</b>	<b>\$ 21,648,244.11</b>
<b>SPECIAL REVENUE FUNDS</b>							
230	CC-Records Mgmt. & Preservation	379,269.40	11,829.34	(8,532.94)	0.00	3,296.40	382,565.80
231	General Records Mgmt. & Preservation	36,530.74	1,280.59	(1,421.06)	0.00	(140.47)	36,390.27
232	CC-Records Archive Fee	307,581.85	11,293.76	0.00	0.00	11,293.76	318,875.61
234	Courthouse Security	31,507.42	2,181.97	(2,705.61)	0.00	(523.64)	30,983.58
235	Hotel and Motel Tax	58,866.92	18,013.35	(10,934.85)	0.00	5,078.50	63,945.42
236	Child Welfare	1,485.08	110.53	0.00	0.00	110.53	1,595.61
238	Crime Victims Services	3,953.19	1.35	0.00	0.00	1.35	3,954.54
239	Justice Court Technology	57,546.82	629.37	(448.81)	0.00	180.56	57,727.38
240	DC-Records Mgmt & Preservation	36,173.34	591.70	0.00	0.00	591.70	36,765.04
241	JP Building Security Fee	23,845.48	160.61	0.00	0.00	160.61	24,006.09
242	Elections Special	19,800.40	6.80	0.00	0.00	6.80	19,807.20
243	Guardianship	32,400.86	611.29	0.00	0.00	611.29	33,012.15
244	CC-Technology	3,357.01	57.76	0.00	0.00	57.76	3,414.77
245	DC-Technology	3,399.82	298.63	0.00	0.00	298.63	3,698.25
246	DC-Records Archive Fee	22,732.55	903.04	0.00	0.00	903.04	23,635.59
247	DC-CT Records Preservation	24,805.84	82.55	0.00	0.00	82.55	24,888.39
260	Law Library	38,135.10	2,163.62	(520.20)	0.00	1,643.42	39,778.52
305	Constable Forfeiture	2,129.89	0.72	0.00	0.00	0.72	2,130.61
	<b>Total Special Revenue Funds</b>	<b>\$ 1,083,521.51</b>	<b>\$ 48,216.98</b>	<b>\$ (24,563.67)</b>	<b>\$ 0.00</b>	<b>\$ 23,653.31</b>	<b>\$ 1,107,174.82</b>
<b>OTHER FUNDS</b>							
250	Right of Way	804,549.90	312.85	0.00	0.00	312.85	804,862.75
281	Community Supervision & Corr.	382,587.49	25,983.36	(45,393.34)	0.00	(19,409.98)	363,177.51
290	Juvenile Probation Department	20,724.50	22,035.00	(24,331.11)	0.00	(2,296.11)	18,428.39
892	Historical Commission	50,205.80	31.07	(223.52)	0.00	(192.45)	50,013.35
	<b>Total Other Funds</b>	<b>\$ 1,258,067.69</b>	<b>\$ 48,362.28</b>	<b>\$ (69,947.97)</b>	<b>\$ -</b>	<b>\$ (21,585.69)</b>	<b>\$ 1,236,482.00</b>
	<b>TOTAL BUDGETED FUNDS</b>	<b>\$ 24,581,092.57</b>	<b>\$ 921,959.78</b>	<b>\$ (1,511,151.42)</b>	<b>\$ -</b>	<b>\$ (589,191.64)</b>	<b>23,991,900.93</b>
<b>NON-BUDGETED AND NON-COUNTY FUNDS</b>							
880	Treasurer's State Fees	109.25	28,734.86	0.00	0.00	28,734.86	28,844.11
891	Payroll Fund	(0.00)	0.00	311,492.38	0.00	311,492.38	311,492.38
999	Upper Sabine Valley Waste Mgmt	689,877.99	45,930.10	(74,472.89)	0.00	(28,542.79)	661,335.20
	<b>TOTAL NON-BUDGETED FUNDS</b>	<b>\$ 689,987.24</b>	<b>\$ 74,664.96</b>	<b>\$ 237,019.49</b>	<b>\$ -</b>	<b>\$ 311,664.45</b>	<b>\$ 1,001,671.69</b>
	<b>TOTAL CASH IN POOLED ACCOUNTS</b>	<b>\$ 25,271,079.81</b>	<b>\$ 996,624.74</b>	<b>\$ (1,274,131.93)</b>	<b>\$ -</b>	<b>\$ (277,507.19)</b>	<b>\$ 24,993,572.62</b>
<b>CASH IN BANK - POOLED CASH ACCOUNTS</b>							
890	AP Pooled Cash	927,847.79	124.83	(379,710.11)	450,000.00	70,414.82	998,262.61
890	Payroll Pooled Cash	1,000,139.67	119.66	(893,361.82)	895,000.00	1,757.84	1,001,897.51
890	Deposits Pooled Cash	3,887,895.15	988,902.31	0.00	853,615.55	1,642,517.86	5,330,413.01
890	CD Investments 60day Maturity	0.00	0.00	0.00	0.00	0.00	0.00
890	CD Investments 91day Maturity	(0.00)	0.00	0.00	0.00	0.00	(0.00)
890	CD Investments 6 month Maturity	0.00	0.00	0.00	0.00	0.00	0.00
890	CD Investments 12 month Maturity	2,279,638.82	1,614.50	0.00	0.00	1,614.50	2,281,253.32
890	CD Non-Depository	487,929.44	0.00	0.00	0.00	0.00	487,929.44
890	CDARS Investments	16,182,312.72	5,839.80	0.00	(2,001,065.55)	(1,995,225.75)	14,187,086.97
890	TexPool Pooled Investments	500,706.22	23.54	0.00	0.00	23.54	500,729.76
890	Jury Pooled Cash	4,610.00	0.00	(1,060.00)	2,450.00	1,390.00	6,000.00
	<b>TOTAL CASH IN BANK - POOLED CASH ACCOUNTS</b>	<b>\$ 25,271,079.81</b>	<b>\$ 996,624.74</b>	<b>\$ (1,274,131.93)</b>	<b>\$ 0.00</b>	<b>\$ (277,507.19)</b>	<b>\$ 24,993,572.62</b>
			0.00	0.00	0.00	0.00	0.00

FILED FOR RECORD  
 2015 JUN 19 AM 10:41  
 COUNTY CLERK, WOOD COUNTY

0.00

FUND CODE	FUND NAME	CASH BALANCE 4/30/2015	RECEIPTS	DISBURSEMENTS	TRANSFER IN/(OUT)	Net Change	CASH BALANCE 5/31/2015
<b>CASH IN BANK - NON POOLED CASH ACCOUNTS - NON-BUDGETED, NON-COUNTY OR OTHER FUNDS</b>							
<b>BANKTEXAS ACCOUNTS</b>							
200	Road & Bridge CD RRC Restricted	\$ 25,938.60	\$ 22.01	\$ 0.00	\$ 0.00	\$ 22.01	\$ 25,960.61
401	Grant Fund	0.00	0.00	0.00	0.00	0.00	0.00
601	Interest & Sinking	20,722.33	139.10	0.00	0.00	139.10	20,861.43
895	Health Plan	376,585.61	200,957.51	(179,131.72)	(9,391.75)	12,434.04	389,019.65
895	Health Plan CD 91 day maturity	0.00	0.00	0.00	0.00	0.00	0.00
895	Health Plan CD 6 month maturity	0.00	0.00	0.00	0.00	0.00	0.00
895	Health Plan CD 12 month maturity	205,353.37	107.69	0.00	0.00	107.69	205,461.06
895	Health Plan CDARS	980,369.93	373.85	0.00	9,391.75	9,765.60	990,135.53
898	MRP/DPC Cleaning	6,641.92	4,311.30	(6,393.03)	0.00	(2,081.73)	4,560.19
	JP1 Cleaning	16,915.44	17,578.89	(17,670.44)	0.00	(91.55)	16,823.89
	JP2 Cleaning	7,027.05	9,306.47	(6,991.00)	0.00	2,315.47	9,342.52
	JP3 Cleaning	6,079.55	4,103.10	(6,065.90)	0.00	(1,962.80)	4,116.75
	JP4 Cleaning	2,880.55	4,095.90	(4,586.05)	0.00	(490.15)	2,390.40
	RV Cleaning	796.00	7,204.00	(7,252.00)	0.00	(48.00)	748.00
	Treasurer's Credit Card	0.00	929.00	(929.00)	0.00	0.00	0.00
999	USVSWMD CD TCEQ Restricted	12,450.52	10.23	0.00	0.00	10.23	12,460.75
	<b>TOTAL BANKTEXAS - NON POOLED CASH ACCOUNTS</b>	<b>\$ 1,681,760.87</b>	<b>\$ 249,139.05</b>	<b>\$ (229,019.14)</b>	<b>\$ 0.00</b>	<b>\$ 20,119.91</b>	<b>\$ 1,681,880.78</b>
<b>TEXPOOL ACCOUNTS</b>							
601	Interest & Sinking	35,953.87	1.73	0.00	0.00	1.73	35,955.60
895	Health Plan	1,147.23	0.00	0.00	0.00	0.00	1,147.23
	<b>TOTAL TEXPOOL - NON POOLED CASH ACCOUNTS</b>	<b>\$ 37,101.10</b>	<b>\$ 1.73</b>	<b>\$ 0.00</b>	<b>\$ 0.00</b>	<b>\$ 1.73</b>	<b>\$ 37,102.83</b>
	<b>TOTAL CASH IN BANK - NON POOLED CASH ACCOUNTS</b>	<b>\$ 1,698,861.97</b>	<b>\$ 249,140.78</b>	<b>\$ (229,019.14)</b>	<b>\$ 0.00</b>	<b>\$ 20,121.64</b>	<b>\$ 1,718,983.61</b>
	<b>TOTAL CASH IN BANK - ALL TREASURER'S ACCOUNTS</b>	<b>\$ 26,969,941.78</b>	<b>\$ 1,245,765.52</b>	<b>\$ (1,503,151.07)</b>	<b>\$ 0.00</b>	<b>\$ (257,385.55)</b>	<b>\$ 26,712,556.23</b>

**Miscellaneous Information**


Indebtedness as of 5/31/2015: \$0.00 Certificate of Obligation: None  
 RB Line of Credit-Railroad Commission \$25,000 CD Secured - Current Balance Available \$25,960

Bank Texas (including CDARS)	\$ 25,686,794.20	
Non-Depository Investments	487,929.44	
TexPool:	537,832.59	
<b>Total</b>	<b>\$ 26,712,556.23</b>	<b>0.00</b>
Bank Texas Interest Income: Interest Rate 0.00%-0.20%	\$ 1,276.88	
Certificates of Deposit: Interest Rates Varies	1,753.74	
CDARS Interest Income	6,213.65	
TexPool Interest Income: Interest Rate 0.06%	25.27	
<b>Total Interest Income</b>	<b>\$ 9,269.54</b>	<b>0.00</b>

I, Becky S. Burford, County Treasurer, in and for the County of Wood, State of Texas, do hereby present the May 2015 Statement of Cash Accounts Activity, the attached Treasurer's Report of Cash Receipts and Disbursements, and the Report of Securities as true and correct statements, to the best of my knowledge, of accounts under the control of Wood County Treasurer and furthermore state that the fund balance on deposit furthermore state that the fund balances are on deposit earning interest in accordance with the Wood County Investment Policy earning interest in accordance with the Wood County Investment Policy and Wood County Depository Contract.

Presented, examined, and accepted at the regular term of Commissioners Court on this the 19th day of June 2015:

Becky S. Burford, Wood County Treasurer  
 Bryan James, County Judge  
 Virgil Holland, Jr. Commissioner Precinct 1  
 Jerry Caskill, Commissioner Precinct 2  
 Roger Packer, Commissioner Precinct 3  
 Russell Acker, Commissioner Precinct 4  
 [Signature] Bellas, Auditor  
 Kelley Price, County Clerk




FILED FOR RECORD  
 2015 JUN 19 AM 10:41  
 COUNTY CLERK, WOOD CO TX

**WOOD COUNTY, TEXAS  
RECAP OF FUNDS BY BANK ACCOUNTS  
FOR THE MONTH OF MAY 2015**

Fund	Beginning Cash Balance	M-T-D Receipts	M-T-D Disbursements	Transfers	Ending Balance	BankTexas Quiltman	-----Allocation of Cash-----			Total Cash
							BankTexas CDARS	Non-Depository Banks	TexPool	
200 Road & Bridge CD Restricted	\$ 25,938.60	\$22.01	\$0.00	\$0.00	\$25,960.61	\$25,960.61	\$0.00	\$0.00	\$0.00	\$25,960.61
401 Texas Comm. Dev. Program	0.00	0.00	0.00	0.00	0.00	0.00	0.00	0.00	0.00	0.00
601 Interest and Sinking	56,676.20	140.83	0.00	0.00	56,817.03	20,861.43	0.00	0.00	35,955.60	56,817.03
890 Pooled Funds	6,321,198.83	989,170.44	(1,274,131.93)	2,001,065.55	8,037,302.89	7,536,573.13	0.00	0.00	500,729.76	8,037,302.89
890 Pooled CDs	18,949,880.98	7,454.30	0.00	(2,001,065.55)	16,956,269.73	2,281,253.32	14,187,086.97	487,929.44	0.00	16,956,269.73
895 Health Plan Fund	377,732.84	200,957.51	(179,131.72)	(9,391.75)	390,166.88	389,019.65	0.00	0.00	1,147.23	390,166.88
895 Health Plan CDs	1,185,723.30	481.54	0.00	9,391.75	1,195,596.59	205,461.06	990,135.53	0.00	0.00	1,195,596.59
898 MRP/DPC Clearing	6,641.92	4,311.30	(6,393.03)	0.00	4,560.19	4,560.19	0.00	0.00	0.00	4,560.19
JP1 Clearing	16,915.44	17,578.89	(17,670.44)	0.00	16,823.89	16,823.89	0.00	0.00	0.00	16,823.89
JP2 Clearing	7,027.05	9,306.47	(6,991.00)	0.00	9,342.52	9,342.52	0.00	0.00	0.00	9,342.52
JP3 Clearing	6,079.55	4,103.10	(6,065.90)	0.00	4,116.75	4,116.75	0.00	0.00	0.00	4,116.75
JP4 Clearing	2,880.55	4,095.90	(4,586.05)	0.00	2,390.40	2,390.40	0.00	0.00	0.00	2,390.40
RV Park Clearing	796.00	7,204.00	(7,252.00)	0.00	748.00	748.00	0.00	0.00	0.00	748.00
Treasurer's Credit Card	0.00	929.00	(929.00)	0.00	0.00	0.00	0.00	0.00	0.00	0.00
999 USVSWMD CD Restricted*	<u>12,450.52</u>	<u>10.23</u>	<u>0.00</u>	<u>0.00</u>	<u>12,460.75</u>	<u>12,460.75</u>	<u>0.00</u>	<u>0.00</u>	<u>0.00</u>	<u>12,460.75</u>
<b>Grand Total</b>	<b>\$ 26,969,941.78</b>	<b>\$ 1,245,765.52</b>	<b>\$ (1,503,151.07)</b>	<b>\$ -</b>	<b>\$ 26,712,556.23</b>	<b>\$ 10,509,571.70</b>	<b>\$ 15,177,222.50</b>	<b>\$ 487,929.44</b>	<b>\$ 537,832.59</b>	<b>\$ 26,712,556.23</b>
*Non-County Funds										

**WOOD COUNTY, TEXAS  
COMBINED STATEMENT OF CASH ACCOUNTS ACTIVITY  
FOR THE YEAR-TO-DATE ENDING MAY 31, 2015**



FUND CODE	FUND NAME	CASH BALANCE	REVISION PRIOR-MONTH	CASH BALANCE	YEAR-TO-DATE RECEIPTS	YEAR-TO-DATE DISBURSEMENTS	TRANSFER IN/(OUT)	Net Change	CASH BALANCE 5/31/2015
		10/01/2014	RECLASSES	10/01/2014					
<b>BUDGETED FUNDS</b>									
<b>OPERATING FUNDS</b>									
100	General	\$ 12,193,457.63	\$ 33,355.55	\$ 12,226,813.18	\$ 13,638,078.03	\$ (9,361,523.91)	\$ 83,713.87	\$ 4,360,267.99	\$ 16,587,081.17
200	Road and Bridge Fund	3,068,934.08	(31,484.85)	3,037,449.23	5,216,098.99	(3,190,941.55)	(61,604.30)	1,963,553.14	5,001,002.37
270	Tobacco Settlement Fund	51,218.52	0.00	51,218.52	8,942.05	0.00	0.00	8,942.05	60,160.57
	<b>Total Operating Funds</b>	<b>\$ 15,313,610.23</b>	<b>\$ 1,870.70</b>	<b>\$ 15,315,480.93</b>	<b>\$ 18,863,119.07</b>	<b>\$ (12,552,465.46)</b>	<b>\$ 22,109.57</b>	<b>\$ 6,332,763.18</b>	<b>\$ 21,648,244.11</b>
<b>SPECIAL REVENUE FUNDS</b>									
230	CC-Records Mgmt. & Preservation	307,459.50	(10.00)	307,449.50	102,248.01	(26,001.21)	(1,130.50)	75,116.30	382,565.80
231	General Records Mgmt. & Preservation	38,536.82	(12.00)	38,524.82	8,371.41	(10,477.96)	(28.00)	(2,134.55)	36,390.27
232	CC-Records Archive Fee	245,602.50	0.00	245,602.50	98,467.61	(25,194.50)	0.00	73,273.11	318,875.61
234	Courthouse Security	29,327.23	0.00	29,327.23	17,808.48	(16,152.13)	0.00	1,656.35	30,983.58
235	Hotel and Motel Tax	81,988.20	(1,590.00)	80,398.20	61,072.28	(7,525.06)	0.00	(16,452.78)	63,945.42
236	Child Welfare	590.40	0.00	590.40	5,559.54	(4,554.33)	0.00	1,005.21	1,595.61
238	Crime Victims Services	3,850.69	0.00	3,850.69	103.85	0.00	0.00	103.85	3,954.54
239	Justice Court Technology	58,770.24	0.00	58,770.24	5,556.41	(6,599.27)	0.00	(1,042.86)	57,727.38
240	DC-Records Mgmt & Preservation	36,873.58	(3.00)	36,870.58	3,091.72	(3,197.26)	0.00	(105.54)	36,765.04
241	JP Building Security Fee	22,597.85	0.00	22,597.85	1,408.24	0.00	0.00	1,408.24	24,006.09
242	Elections Special	18,931.95	0.00	18,931.95	875.25	0.00	0.00	875.25	19,807.20
243	Guardianship	29,681.44	0.00	29,681.44	3,330.71	0.00	0.00	3,330.71	33,012.15
244	CC-Technology	2,820.99	0.00	2,820.99	593.78	0.00	0.00	593.78	3,414.77
245	DC-Technology	2,172.48	0.00	2,172.48	1,525.77	0.00	0.00	1,525.77	3,698.25
246	DC-Records Archive Fee	18,851.48	0.00	18,851.48	4,784.11	0.00	0.00	4,784.11	23,635.59
247	DC-CT Records Preservation	23,833.32	0.00	23,833.32	1,055.07	0.00	0.00	1,055.07	24,888.39
260	Law Library	42,221.02	0.00	42,221.02	11,599.60	(14,042.10)	0.00	(2,442.50)	38,778.52
305	Constable Forfeiture	2,752.99	0.00	2,752.99	7.98	(630.36)	0.00	(622.38)	2,130.61
	<b>Total Special Revenue Funds</b>	<b>\$ 966,862.68</b>	<b>(1,615.00)</b>	<b>\$ 965,247.68</b>	<b>\$ 327,459.82</b>	<b>\$ (184,374.18)</b>	<b>\$ (1,158.50)</b>	<b>141,927.14</b>	<b>\$ 1,107,174.82</b>
<b>OTHER FUNDS</b>									
250	Right of Way	801,678.41	0.00	801,678.41	3,184.34	0.00	0.00	3,184.34	804,862.75
281	Community Supervision & Corr.	336,578.89	(48.57)	336,530.32	353,756.35	(327,109.16)	0.00	26,647.19	363,177.51
290	Juvenile Probation Department	31,591.27	0.00	31,591.27	176,280.00	(189,522.88)	80.00	(13,162.88)	18,428.39
892	Historical Commission	46,277.53	(200.00)	46,077.53	859.89	(1,924.07)	5,000.00	3,935.82	50,013.35
	<b>Total Other Funds</b>	<b>\$ 1,216,126.10</b>	<b>\$ (248.57)</b>	<b>\$ 1,215,877.53</b>	<b>\$ 534,080.58</b>	<b>\$ (518,556.11)</b>	<b>\$ 5,080.00</b>	<b>20,604.47</b>	<b>\$ 1,236,482.00</b>
	<b>TOTAL BUDGETED FUNDS</b>	<b>\$ 17,496,599.01</b>	<b>\$ 7.13</b>	<b>\$ 17,496,606.14</b>	<b>\$ 19,724,659.47</b>	<b>\$ (13,255,395.75)</b>	<b>\$ 26,031.07</b>	<b>6,495,294.79</b>	<b>\$ 23,991,900.93</b>
<b>NON-BUDGETED AND NON-COUNTY FUNDS</b>									
880	Treasurer's State Fees	66,269.79	0.00	66,269.79	216,293.26	(229,634.52)	(24,084.42)	(37,425.68)	28,844.11
891	Payroll Fund	(0.00)	0.00	(0.00)	0.00	311,492.38	0.00	311,492.38	311,492.38
999	Upper Sabine Valley Waste Mgmt	386,918.09	(7.13)	386,910.96	794,715.28	(520,287.96)	(3.08)	274,424.24	661,335.20
	<b>TOTAL NON-BUDGETED FUNDS</b>	<b>\$ 453,187.88</b>	<b>(7.13)</b>	<b>\$ 453,180.75</b>	<b>\$ 1,011,008.54</b>	<b>\$ (438,430.10)</b>	<b>\$ (24,087.50)</b>	<b>\$ 548,490.94</b>	<b>\$ 1,001,671.69</b>
	<b>TOTAL CASH IN POOLED ACCOUNTS</b>	<b>\$ 17,949,786.89</b>	<b>\$ 0.00</b>	<b>\$ 17,949,786.89</b>	<b>\$ 20,735,668.01</b>	<b>\$ (13,693,825.85)</b>	<b>\$ 1,943.57</b>	<b>\$ 7,043,785.73</b>	<b>\$ 24,993,572.62</b>
<b>CASH IN BANK - POOLED CASH ACCOUNTS</b>									
890	AP Pooled Cash	272,820.64	0.00	272,820.64	1,083.92	(5,884,641.95)	6,609,000.00	725,441.97	998,262.61
890	Payroll Pooled Cash	118,355.00	0.00	118,355.00	1,107.15	(7,788,564.64)	8,671,000.00	883,542.51	1,001,867.51
890	Deposits Pooled Cash	2,407,421.44	0.00	2,407,421.44	20,864,575.90	(7,059.26)	(17,534,525.07)	3,122,991.57	5,530,413.01
890	CD Investments 60day Maturity	0.00	0.00	0.00	0.00	0.00	0.00	0.00	0.00
890	CD Investments 91day Maturity	(0.00)	0.00	(0.00)	0.00	0.00	0.00	0.00	(0.00)
890	CD Investments 6 month Maturity	0.00	0.00	0.00	0.00	0.00	0.00	0.00	0.00
890	CD Investments 12 month Maturity	2,268,308.61	0.00	2,268,308.61	12,944.71	0.00	0.00	12,944.71	2,281,253.32
890	CD Non-Depository	487,108.46	0.00	487,108.46	2,190.04	0.00	(1,369.06)	820.98	487,929.44
890	CDARS Investments	11,891,232.46	0.00	11,891,232.46	53,623.14	0.00	2,242,231.37	2,295,854.51	14,187,086.97
890	TexPool Pooled Investments	500,586.61	0.00	500,586.61	143.15	0.00	0.00	143.15	500,729.76
890	Jury Pooled Cash	3,953.67	0.00	3,953.67	0.00	(13,560.00)	15,606.33	2,046.33	6,000.00
	<b>TOTAL CASH IN BANK - POOLED CASH ACCOUNTS</b>	<b>\$ 17,949,786.89</b>	<b>\$ -</b>	<b>\$ 17,949,786.89</b>	<b>\$ 20,735,668.01</b>	<b>\$ (13,693,825.85)</b>	<b>\$ 1,943.57</b>	<b>\$ 7,043,785.73</b>	<b>\$ 24,993,572.62</b>

FILED FOR RECORD  
 2015 JUN 19 AM 10:42  
 COUNTY CLERK, WOOD COUNTY

FUND CODE	FUND NAME	CASH BALANCE 10/01/2014	REVISION PRIOR-MONTH	CASH BALANCE 10/01/2014	RECLASSSES	RECEIPTS	DISBURSEMENTS	TRANSFER IN/(OUT)	Net Change	CASH BALANCE 5/31/2015
<b>CASH IN BANK - NON POOLED CASH ACCOUNTS - NON-BUDGETED, NON-COUNTY OR OTHER FUNDS</b>										
<b>BANKTEXAS ACCOUNTS</b>										
200	Road & Bridge CD RRC Restricted	\$ 25,839.82	\$ -	\$ 25,839.82		\$ 120.99	\$ -	\$ -	120.99	\$ 25,960.61
401	Grant Fund	0.00	0.00	0.00		39,450.00	(39,450.00)	0.00	0.00	0.00
601	Interest & Sinking	19,938.34	0.00	19,938.34		923.09	0.00	0.00	923.09	20,861.43
895	Health Plan	342,671.40	0.00	342,671.40		1,713,768.51	(1,685,906.30)	18,486.04	46,348.25	389,019.65
895	Health Plan CD 91 day maturity	0.00	0.00	0.00		0.00	0.00	0.00	0.00	0.00
895	Health Plan CD 6 month maturity	0.00	0.00	0.00		0.00	0.00	0.00	0.00	0.00
895	Health Plan CD 12 month maturity	204,604.93	0.00	204,604.93		856.13	0.00	0.00	856.13	205,461.06
895	Health Plan CDARS	1,004,074.21	0.00	1,004,074.21		4,547.36	0.00	(18,486.04)	(13,938.68)	990,135.53
898	MRP/DPC Clearing	9,632.54	0.00	9,632.54		34,296.58	(37,425.36)	(1,943.57)	(5,072.35)	4,560.19
	JP1 Clearing	0.00	0.00	0.00		99,659.14	(82,835.25)	0.00	16,823.89	16,823.89
	JP2 Clearing	0.00	0.00	0.00		57,315.81	(47,973.09)	0.00	9,342.52	9,342.52
	JP3 Clearing Account	0.00	0.00	0.00		47,870.30	(43,753.55)	0.00	4,116.75	4,116.75
	JP4 Clearing Account	3,812.00	0.00	3,812.00		40,469.95	(41,891.55)	0.00	-1,421.60	2,390.40
	RV Clearing Account	0.00	0.00	0.00		30,539.00	(29,791.00)	0.00	748.00	748.00
	Treasurer's Credit Card	0.00	0.00	0.00		2,055.00	(2,055.00)	0.00	0.00	0.00
999	USVSWMD CD TCEQ Restricted	12,403.01	0.00	12,403.01		57.74	0.00	0.00	57.74	12,460.75
	TOTAL BANKTEXAS - NON POOLED CASH ACCOUN	\$ 1,622,976.05	0.00	\$ 1,622,976.05		\$ 2,071,929.40	\$ (2,011,081.10)	\$ (1,943.57)	\$ 58,904.73	\$ 1,681,880.78
<b>TEXPOOL ACCOUNTS</b>										
601	Interest & Sinking	35,945.35	0.00	35,945.35		10.25	0.00	0.00	10.25	35,955.60
895	Health Plan	1,147.23	0.00	1,147.23		0.00	0.00	0.00	0.00	1,147.23
	TOTAL TEXPOOL - NON POOLED CASH ACCOUNTS	\$ 37,092.58	0.00	\$ 37,092.58		\$ 10.25	\$ 0.00	\$ 0.00	\$ 10.25	\$ 37,102.83
	TOTAL CASH IN BANK - NON POOLED CASH ACCOUNTS	\$ 1,660,068.63	0.00	\$ 1,660,068.63		\$ 2,071,939.65	\$ (2,011,081.10)	\$ (1,943.57)	\$ 58,914.98	\$ 1,718,983.61
	TOTAL CASH IN BANK - ALL TREASURER'S ACCOUNTS	\$ 19,609,855.52	\$ -	\$ 19,609,855.52		\$ 22,807,607.66	\$ (15,704,906.95)	\$ 0.00	\$ 7,102,700.71	\$ 26,712,556.23

Miscellaneous Information

Indebtedness as of 5/31/2015: \$0.00 Certificate of Obligation: None Certificates of Obligation: None  
 RB Line of Credit-Railroad Commission \$25,000 CD Secured - Current Balance Available \$25,960

0 00

Bank Texas: Cash Balance \$ 25,686,794.20  
 Non-Depository Investments: Cash Balance 487,929.44  
 TexPool: Cash Balance 537,832.59  
 Total Cash Balance: \$ 26,712,556.23

Bank Texas Interest Income: \$ 21,497.67  
 Non-Depository Interest Income 2,190.04  
 CDARS Interest Income 58,170.80  
 TexPool Interest Income: 153.40  
 Total Interest Income \$ 82,011.91

I, Becky S. Burford, County Treasurer, in and for the County of Wood, State of Texas, do hereby present the May 2015 Year-to-date Statement of Cash Accounts Activity, the attached Treasurer's Report of Cash Receipts and Disbursements, and the Report of Securities as true and correct statements, to the best of my knowledge, of accounts under the control of Wood County Treasurer and furthermore state that the fund balance on deposit earning interest in accordance with the Wood County investment Policy and Wood County Depository Contract.

Becky S. Burford, Wood County Treasurer

Presented, examined, and accepted at the regular term of Commissioners Court on this the 17th day of June 2015.

Bryan Jeames, County Judge

Walter H. Hartsel, Commissioner Precinct 1


Jerry G. Smith, Commissioner Precinct 2

Roger P. Price, Commissioner Precinct 3

Russell Acker, Commissioner Precinct 4

Ferri Sellars, Auditor

ATTEST: Kelley Price, County Clerk



FILED FOR RECORD  
 2015 JUN 19 AM 10:41  
 COUNTY CLERK, WOOD CO TX

**WOOD COUNTY, TEXAS  
 RECAP OF FUNDS BY BANK ACCOUNTS  
 FOR THE YEAR-TO-DATE ENDING MAY 31, 2015**

Fund	Beginning Cash Balance	Y-T-D Receipts	Y-T-D Disbursements	Transfers	Ending Balance	BankTexas Quiltman	Allocation of Cash			Total Cash
							BankTexas CDARS	Non-Depository Banks	TexPool	
200 Road & Bridge CD Restricted	\$ 25,839.62	\$ 120.99	\$ -	\$ -	\$ 25,960.61	\$ 25,960.61	\$ -	\$ -	\$ -	\$ 25,960.61
401 Texas Comm. Dev. Program	0.00	39,450.00	(39,450.00)	0.00	0.00	0.00	0.00	0.00	0.00	0.00
601 Interest and Sinking	55,883.69	933.34	0.00	0.00	56,817.03	20,861.43	0.00	0.00	35,955.60	56,817.03
890 Pooled Funds	3,303,137.36	20,666,910.12	(13,693,825.85)	(2,238,918.74)	8,037,302.89	7,536,573.13	0.00	0.00	500,729.76	8,037,302.89
890 Pooled CDs	14,646,649.53	68,757.89	0.00	2,240,862.31	16,956,269.73	2,281,253.32	14,187,086.97	487,929.44	0.00	16,956,269.73
895 Health Plan Fund	343,818.63	1,713,768.51	(1,685,906.30)	18,486.04	390,166.88	389,019.65	0.00	0.00	1,147.23	390,166.88
895 Health Plan CDs	1,208,679.14	5,403.49	0.00	(18,486.04)	1,195,596.59	205,461.06	990,135.53	0.00	0.00	1,195,596.59
898 Flex Savings Clearing	9,632.54	34,296.58	(37,425.36)	(1,943.57)	4,560.19	4,560.19	0.00	0.00	0.00	4,560.19
JP1 Clearing Account	0.00	99,659.14	(82,835.25)	0.00	16,823.89	16,823.89	0.00	0.00	0.00	16,823.89
JP2 Clearing Account	0.00	57,315.61	(47,973.09)	0.00	9,342.52	9,342.52	0.00	0.00	0.00	9,342.52
JP3 Clearing Account	0.00	47,870.30	(43,753.55)	0.00	4,116.75	4,116.75	0.00	0.00	0.00	4,116.75
JP4 Clearing Account	3,812.00	40,469.95	(41,891.55)	0.00	2,390.40	2,390.40	0.00	0.00	0.00	2,390.40
RV Park Clearing Account	0.00	30,539.00	(29,791.00)	0.00	748.00	748.00	0.00	0.00	0.00	748.00
Treasurer's Credit Card	0.00	2,055.00	(2,055.00)	0.00	0.00	0.00	0.00	0.00	0.00	0.00
999 USVSWMD CD Restricted*	<u>12,403.01</u>	<u>57.74</u>	<u>0.00</u>	<u>0.00</u>	<u>12,460.75</u>	<u>12,460.75</u>	<u>0.00</u>	<u>0.00</u>	<u>0.00</u>	<u>12,460.75</u>
<b>Grand Total</b>	<b>\$ 19,609,855.52</b>	<b>\$ 22,807,607.66</b>	<b>\$ (15,704,906.95)</b>	<b>(0.00)</b>	<b>\$ 26,712,556.23</b>	<b>\$ 10,509,571.70</b>	<b>\$ 15,177,222.50</b>	<b>\$ 487,929.44</b>	<b>\$ 537,832.59</b>	<b>\$ 26,712,556.23</b>

\*Non-County Funds

**SECURITIES PLEDGED TO WOOD COUNTY, TEXAS**  
Report as of May 31, 2015

ID	Pledge Date	Description	CUSIP	Maturity Date	Current Par	Market Value 4.30.15	Market Value 5.31.15
	02/02/2015	Houston Cmnty CLG	44236PEF1	2/15/19	\$140,000	\$161,116	\$159,670
	01/06/2015	Lufkin ISD TX 19	549815LE6	2/15/19	\$250,000	\$256,425	\$254,200
	06/18/2012	Decatur, TX	243320GE2	3/1/19	150,000	160,806	159,581
10619	01/20/2012	Orange TX WW & SWR Rev	685287CA0	8/1/19	150,000	151,587	151,053
	01/06/2015	Eules-CTFS	298263J88	8/15/19	50,000	55,765	55,271
	01/06/2015	Floresville TX Electric	340405KF5	8/15/19	260,000	267,041	264,535
	02/02/2015	Hallsville	406342AD7	8/15/19	125,000	128,155	127,201
	01/05/2015	Mequite ISD-Sch Bldg	59079594C7	8/15/19	150,000	166,296	164,843
	12/30/2014	Sidell ISD	831389EA5	8/15/19	160,000	174,641	172,469
	12/30/2014	Springtown	851830DZ9	8/15/19	165,000	170,006	168,059
	02/07/2013	Waco TX ISD	929845RP2	8/15/19	145,000	157,748	155,803
	12/30/2014	Celina-CTFS OELG	151141MF2	9/1/19	65,000	69,372	68,806
	01/17/2013	Dumas TX	264633GW2	9/1/19		0	0
	12/30/2014	Mineola, TX	602771JG3	9/1/19	165,000	186,100	184,061
	02/07/2013	Hewitt TX	428230NN2	11/1/19	110,000	115,872	114,927
	02/07/2013	Anahuac TX ISD	032645CZ4	2/15/20	100,000	116,842	113,471
	02/07/2013	Angelina Cnty TX	034717KW7	2/15/20	155,000	158,687	156,759
	02/07/2013	Arlington TX ISD	041826XC7	2/15/20	100,000	110,666	109,612
	12/30/2014	Diboll CTFS OBLIGA	252867KU9	2/15/20	80,000	82,998	81,980
	02/07/2013	Ector TX ISD	279272CQ9	2/15/20	110,000	119,155	117,654
	02/07/2013	Jasper TX ISD	471844HP8	2/15/20	105,000	119,687	118,098
	12/30/2014	Ennis CTFS OBLIG	293425VN1	8/1/20	100,000	107,556	106,060
	02/01/2013	Sanger TX	800876DH4	8/1/20	100,000	108,715	107,620
	01/05/2015	Beeville-CTFS	077131JG6	8/15/20	70,000	71,548	70,470
	02/06/2013	Keller TX	487684U91	8/15/20	140,000	146,793	145,691
	02/01/2013	Lone Oak TX ISD	542218GA4	8/15/20	195,000	201,835	198,748
	12/31/2014	SPR ISD Schoolhouse TX	85000OP79	8/15/20	100,000	113,485	112,504
	12/31/2014	Sulphur Springs-Ref TX	865525QZ5	9/1/20	180,000	182,594	180,137
	12/31/2014	Upton CO-Ref TX	916813AY4	2/1/21	100,000	104,558	102,435
	12/31/2014	Arlington ISD Bldg	041826XP8	2/5/21	150,000	169,803	166,839
	12/31/2014	El Campo ISD	282783FP9	2/15/21	175,000	190,271	186,508
	02/06/2013	Jasper TX ISD	471844HQ6	2/15/21	105,000	122,548	120,045
	03/29/2012	Kyle TX - Assured Gty	501552EC3	2/15/21		0	0
	03/29/2012	Parmer County TX	701761AM0	2/15/21	215,000	229,646	225,111
	02/09/2013	Ferris TX	31569CT3	3/1/21	105,000	115,454	113,724
	12/31/2014	Caldwell Cnty	129006FH0	8/1/21	60,000	65,047	64,038
	12/31/2014	Round Rock Util Sys	779244BY7	8/1/21	100,000	111,360	109,794
	12/31/2014	Beeville-CTFS	077131JH4	8/15/21	70,000	73,509	71,992
	12/31/2014	Krum TX	501080DZ5	8/15/21	100,000	111,990	109,671
	12/31/2014	Celina-CTFS OELG	151141MH8	9/1/21	70,000	75,779	74,187
	02/07/2013	West Univ Place TX	956398QW4	2/1/22	100,000	112,634	110,170
	02/07/2013	Jasper TX ISD	471844HR4	2/15/22	110,000	129,820	126,919
	02/07/2013	Ferris TX	315669CU0	3/1/22	110,000	120,407	118,240
	01/17/2013	Celina TX	151141ND6	9/1/22	415,000	448,366	435,015
	12/31/2014	Lake Jackson Wtr/SWR	510066NW9	4/15/23	100,000	105,076	102,536
	12/31/2014	Washington Jr. Clg	938688TG3	10/1/23	100,000	112,644	110,449
	12/31/2014	Watauga-CTFS	941097PA9	2/1/24	100,000	103,595	100,146
	12/31/2014	Belton ISD	081077WG0	2/15/24	100,000	106,325	104,754
	12/31/2014	Hallsville-CTFS	406342AJ4	8/15/14	135,000	139,277	134,133
	12/31/2014	Lago Vista ISD	507075KC2	8/15/24	135,000	147,949	145,022
	01/17/2013	Lumberton TX MUD	550227BG6	8/15/24	280,000	285,681	280,330
	12/31/2014	TX Tech	88276RCC4	8/1/25	105,000	112,122	110,667
	12/31/2014	Beeville-CTFS	077131JM3	8/15/15	155,000	170,805	164,604
	12/31/2014	Watauga-CTFS	941097PE1	2/1/28	105,000	110,434	106,938
					\$6,920,000	\$7,436,591	\$7,313,530

Total BankTexas Account Balances as of report date: \$ 5,612,860 \$ 5,704,853

127.93% 128.20%


NOTE: FDIC insurance coverage is in addition to listed securities.

**WOOD COUNTY, TEXAS**  
**INVESTMENT ACTIVITY FOR MAY 31, 2015**

05/31/2015

CD ID	Description	Bank	Acct	Lock Box	BT	Term	Days to Maturity	Original Principal	Prior Balance 04/30/2015	Purchases/Deposits	Interest Credited	Withdrawals	Current Balance 05/31/2015	This Month's Unpaid Interest	Accumulated Unpaid Interest
16	*7485 DPC 12 MONTH	BT	DPC			365	163	\$ 500,000.00	\$ 511,808.97		\$ 262.92		\$ 512,071.89	\$ 192.90	\$ 192.90
17	*7507 DPC 12 MONTH	BT	DPC			365	163	250,000.00	255,904.50		131.46		256,035.96	96.45	96.45
18	*7523 HP 12 MONTH	BT	HP			365	163	75,000.00	76,771.28		39.44		76,810.72	28.93	28.93
58	*182 DPC 365 DAY	CNB	DPC			365	137	124,200.00	124,540.84		0.00		124,540.84	58.18	88.20
59	*183 DPC 365 DAY	CNB	DPC			365	137	124,200.00	124,540.84		0.00		124,540.84	58.18	88.20
60	*884 DPC 365 DAY	FNBW	DPC			365	138	117,500.00	119,423.88		0.00		119,423.88	68.09	97.86
61	*885 DPC 365 DAY	FNBW	DPC			365	138	117,500.00	119,423.88		0.00		119,423.88	68.09	97.86
68H	CDARS 30 Month	BT*	DPC			910	151	600,000.00	612,239.62		0.00		612,239.62	520.22	536.97
69H	CDARS HP 30 Month	BT*	HP			910	151	250,000.00	255,099.85		0.00		255,099.85	218.75	223.73
72G & 72H	CDARS 30 Month	BT*	DPC			910	181	500,000.00	509,722.17		444.41		510,166.58	0.00	0.00
79F	CDARS 13 Week x9	BT	DPC			910	277	400,000.00	406,028.42		0.00		406,028.42	369.76	1,048.75
80F	CDARS 13 Week x9	BT	DPC			910	277	400,001.00	406,029.42		0.00		406,029.42	369.76	1,048.75
81F	CDARS 13 Week x9	BT	DPC			910	277	400,002.00	406,030.43		0.00		406,030.43	369.76	1,048.76
96	*4149 365 DAY	BT	DPC			365	214	500,000.00	504,243.49		267.66		504,511.15	8.63	8.63
97	*4160 365 DAY	BT	HP			365	214	127,500.00	128,582.09		68.25		128,650.34	2.20	2.20
114	CDARS 52 Week	BT	DPC			364	Redeemed	400,004.00	402,473.37		91.75	(402,565.12)	0.00	0.00	0.00
115	CDARS 52 Week	BT	HP			364	Redeemed	95,000.00	95,563.00		45.25	(95,608.25)	0.00	0.00	0.00
116	CDARS 52 Week	BT	DPC			364	11	400,005.00	402,276.83		218.71		402,495.54	0.00	0.00
117	CDARS 52 Week	BT	DPC			364	39	400,006.00	402,080.36		218.61		402,298.97	0.00	0.00
118	CDARS 52 Week	BT	DPC			364	53	700,001.00	703,458.41		382.46		703,840.87	0.00	0.00
119	CDARS 52 Week	BT	HP			364	53	100,000.00	100,493.92		54.64		100,548.56	0.00	0.00
120	CDARS 52 Week	BT	DPC			364	61	700,002.00	703,373.08		382.42		703,755.50	0.00	0.00
121	CDARS 52 Week	BT	DPC			364	74	400,007.00	401,834.71		218.48		402,053.19	0.00	0.00
122	CDARS 52 Week	BT	DPC			364	74	700,003.00	703,201.44		382.33		703,583.77	0.00	0.00
123	CD 24 month	BT	DPC			730	440	500,000.00	503,840.93		476.23		504,317.16	301.89	301.89
124	CD 24 month	BT	DPC			730	440	500,000.00	503,840.93		476.23		504,317.16	301.89	301.89
125	CDARS 52 Week	BT	DPC			364	102	400,008.00	401,638.48		218.37		401,856.85	0.00	0.00
126	CDARS 52 Week	BT	DPC			364	102	700,004.00	702,857.32		382.14		703,239.46	0.00	0.00
127	CDARS 52 Week	BT	DPC			364	137	400,009.00	401,393.09		218.23		401,611.32	0.00	0.00
128	CDARS 52 Week	BT	DPC			364	137	500,000.00	501,730.04		272.79		502,002.83	0.00	0.00
129	CDARS 52 Week	BT	HP			364	137	100,000.00	100,344.92		54.39		100,399.31	0.00	0.00
130	CDARS 52 Week	BT	DPC			364	158	500,001.00	501,546.35		272.69		501,819.04	0.00	0.00
131	CDARS 52 Week	BT	HP			364	158	127,500.00	127,894.07		69.54		127,963.61	0.00	0.00
132	CDARS 52 Week	BT	HP			364	180	100,000.00	100,270.38		54.52		100,324.90	0.00	0.00
133	CDARS 26 Week	BT	DPC			182	46	750,000.00	750,435.71		127.47		750,563.18	0.00	0.00
134	CDARS 26 Week	BT	HP			182	46	125,000.00	125,072.62		21.25		125,093.87	0.00	0.00
135	CDARS 26 Week	BT	DPC			182	53	1,250,000.00	1,250,678.18		212.44		1,250,890.62	0.00	0.00
137	CDARS 52 Week	BT	DPC			364	235	402,250.00	402,948.83		219.08		403,167.91	0.00	0.00
138	CDARS 13 Week	BT	HP			364	235	75,500.00	75,631.17		41.12		75,672.29	0.00	0.00
140	CDARS 26 Week	BT	DPC			182	67	1,000,003.00	1,000,468.81		169.94		1,000,638.75	0.00	0.00
141	CDARS 13 Week	BT	DPC			91	Redeemed	1,000,002.00	1,000,467.83		32.88	(1,000,500.71)	0.00	0.00	0.00
142	CDARS 13 Week	BT	DPC			91	Redeemed	1,000,004.00	1,000,431.45		71.27	(1,000,502.72)	0.00	0.00	0.00
143	CDARS 104 Week	BT	DPC			728	620	402,250.00	403,239.76		394.04		403,633.80	0.00	0.00
144	CDARS 26 Week	BT	DPC			182	74	1,000,005.00	1,000,432.45		169.94		1,000,602.39	0.00	0.00
145	CDARS 52 Week	BT	DPC			364	284	402,502.00	402,855.02		219.04		403,074.06	0.00	0.00
146	CDARS 104 Week	BT	DPC			728	683	402,251.00	402,441.14		393.26		402,834.40	0.00	0.00
147	CDARS 52 Week	BT	DPC			364	347	402,503.00	0.00	402,503.00	127.05		402,630.05	0.00	0.00
148	CDARS 52 Week	BT	HP			364	347	105,000.00	0.00	105,000.00	33.14		105,033.14	0.00	0.00
Restricted	RB CD *1703 RRC	BT*	DPC			365	300	25,000.00	25,938.60		21.32		25,959.92	0.00	0.00
Restricted	USV CD *1639 TCEQ	BT*	DPC			365	299	12,000.00	12,450.52		10.23		12,460.75	0.00	0.00
	<b>Total CDs</b>							\$ 20,562,723.00	\$ 20,173,993.40	\$ 507,503.00	\$ 7,967.39	\$(2,499,176.80)	\$ 18,190,286.99	\$ 3,031.68	\$ 5,211.97
	<b>TEXPOOL</b>												0.00		
	Deposit Pooled Cash	TxP	DPC			50	n/a		\$ 500,698.07		\$ 23.54		\$ 500,721.61	n/a	n/a
	Interest & Sinking	TxP	I&S			50	n/a		35,953.87		1.73		35,955.60	n/a	n/a
	Health Plan	TxP	HP			50	n/a		1,147.23		0.00	0.00	1,147.23	n/a	n/a
	<b>Total Pools</b>								\$ 537,799.17	\$ -	\$ 25.27	\$ -	\$ 537,824.44		
	<b>Insured Cash Sweeps Accounts</b>				0										
	Deposit Pooled Cash	BT*				n/a	n/a	n/a	\$ 2,261,774.53	\$ 3,984,018.21	\$ 811.91	\$(1,344,156.00)	\$ 4,902,446.65	n/a	n/a
	Accounts Payable Cash	BT*				n/a	n/a	n/a	880,292.73	380,915.24	124.93	(338,836.86)	922,496.04	n/a	n/a
	Payroll Cash	BT*				n/a	n/a	n/a	1,002,932.29	891,463.12	119.66	(893,863.58)	1,000,651.49	n/a	n/a
	Health Plan	BT*				n/a	n/a	n/a	408,730.09	189,178.44	61.50	(251,633.78)	346,336.25	n/a	n/a
	<b>Total Sweeps</b>								\$ 4,553,729.64	\$ 5,445,573.01	\$ 1,118.00	\$(2,828,490.22)	\$ 7,171,930.43		
	<b>Total Investments</b>						147		\$ 25,265,522.21	\$ 5,953,076.01	\$ 9,110.66	\$(5,327,667.02)	\$ 25,900,041.86	\$ 3,031.68	\$ 5,211.97



										Investments By Type		
										BT - Traditional CD	\$ 2,486,714.38	9.60%
										BT - CDARS	15,177,222.50	58.60%
										Non-Depository CD	487,929.44	1.88%
										BT-Restricted CD	38,420.67	0.15%
										BT-ICS *	7,171,930.43	27.69%
										Pools	537,824.44	2.08%
										<b>Total</b>	<b>\$ 25,900,041.86</b>	<b>100.00%</b>
										* Does not include in-transit items which can be either positive or negative.		
Note	BT* - BankTexas is the county's placement bank for both CDARS and ICS accounts into other FDIC covered banks. For bank details use Supplement Investment Schedule.											
I hereby submit the above report in addition to attached Supplement Investment Schedule as the written report of investment transactions for all invested funds held by Wood County Treasurer for period shown above and certify that these investments are in compliance with the local investment policy and Public Funds Investment Act.												
 Becky S. Burford, Wood County Treasurer Wood County Investment Officer												

**WOOD COUNTY, TEXAS**  
**Supplement Investment Schedule**  
**Summary of FDIC-Insured Institutions**  
**Outside of Depository Bank**  
**05/31/2015**

Bank	Location	Balance	Reference	Term	Maturity Date	Recap Bv Type	Totals
City National Bank	Quitman, TX	\$ 249,081.68	CD 58& 59	12 Month	10/15/2015	Local CD	\$ 487,929.44
First National Bank-Winnsboro, T	Winnsboro, TX	238,847.76	CD 60& 61	12 Month	10/16/2015	Insured Cash Sweeps	7,171,930.43
Cardinal Bank	McLean, VA	121,839.47	CDARS#68H	30 Month*	10/29/2015	CDARS	15,177,222.50
Commercial Bank	Harrogate, TN	241,900.15	CDARS#68H	30 Month*	10/29/2015		
Northern Bank & Trust Co	Woburn, MA	248,500.00	CDARS#68H	30 Month*	10/29/2015		\$ 22,837,082.37
Commercial Bank	Harrogate, TN	6,599.85	CDARS#69H - HP	30 Month*	10/29/2015		
Regent Bank	Davie, FL	248,500.00	CDARS#69H - HP	30 Month*	10/29/2015		
Farmers State Bank	Waterloo, IA	248,527.23	CDARS#72H	13 week	08/27/2015		
First Security Bank	Mackinaw, IL	14,234.93	CDARS#72H	13 week	08/27/2015		
Howard Bank	Elliott City, MD	131,386.85	CDARS#72H	13 week	08/27/2015		
The La Porte Savings Bank	Machias, ME	116,017.57	CDARS#72H	13 week	08/27/2015		
Commercial Bank of California	Irvine, CA	41,128.61	CDARS#79F	30 Month*	03/03/2016		
Community West Bank, N.A.	Goleta, CA	116,399.81	CDARS#79F	30 Month*	03/03/2016		
Southwest Bank	Fort Worth, TX	248,500.00	CDARS#79F	30 Month*	03/03/2016		
AmericanWest Bank	Spokane, WA	90,001.84	CDARS#80F	30 Month*	03/03/2016		
Anchor D Bank	Texhoma, OK	12,000.00	CDARS#80F	30 Month*	03/03/2016		
First State Bank of Forsyth	Forsyth, MT	55,527.58	CDARS#80F	30 Month*	03/03/2016		
Monarch Bank	Chesapeake, VA	248,500.00	CDARS#80F	30 Month*	03/03/2016		
AmericanWest Bank	Spokane, WA	158,498.16	CDARS#81F	30 Month*	03/03/2016		
Commercial Bank of California	Irvine, CA	207,371.39	CDARS#81F	30 Month*	03/03/2016		
Independent Bank	McKinney, TX	40,160.88	CDARS#81F	30 Month*	03/03/2016		
Industrial Bank	Washington DC	157,479.44	CDARS#116	52week	06/11/2015		
The PrivateBank and Trust Comp	Chicago, IL	245,016.10	CDARS#116	52week	06/11/2015		
Commerce Union Bank	Springfield, TN	142,564.91	CDARS#117	52week	07/09/2015		
FirstCapital Bank of Texas, N. A.	Midland, TX	242,381.50	CDARS#117	52week	07/09/2015		
Independent Bank	McKinney, TX	17,352.56	CDARS#117	52week	07/09/2015		
CrossFirst Bank	Leawood, KS	244,835.72	CDARS#118	52week	07/23/2015		
First NBC Bank	New Orleans, LA	180,647.72	CDARS#118	52week	07/23/2015		
The Farmers & Merchants State B	Archbold, OH	134,070.25	CDARS#118	52week	07/23/2015		
United Bank - Fairfax	Fairfax, Va	144,287.18	CDARS#118	52week	07/23/2015		
United Bank - Fairfax	Fairfax, Va	100,548.56	CDARS#119-HP	52week	07/23/2015		
EagleBank	Bethesda, MD	199,063.72	CDARS#120	52week	07/30/2015		
Farm Bureau Bank FSB	Sparks, NV	242,292.27	CDARS#120	52week	07/30/2015		
John Marshall Bank	Reston, VA	242,292.27	CDARS#120	52week	07/30/2015		
Susquehanna Bank	Lititz, PA	20,107.24	CDARS#120	52week	07/30/2015		
Armstrong Bank	Muskogee, OK	98,265.44	CDARS#121	52week	08/13/2015		
East West Bank	Pasadena, CA	23,114.64	CDARS#121	52week	08/13/2015		
Mutual of Omaha Bank	Omaha, NE	242,232.80	CDARS#121	52week	08/13/2015		
The First, A Natl Banking Associat	Hattisburg, MS	38,440.31	CDARS#121	52week	08/13/2015		
Bremer Bank, National Associatio	South St. Paul, MN	242,232.80	CDARS#122	52week	08/13/2015		
East West Bank	Pasadena, CA	219,118.17	CDARS#122	52week	08/13/2015		
Western Alliance Bank	Phoenix, AZ	242,232.80	CDARS#122	52week	08/13/2015		
Allegiance Bank Texas	Houston, Texas	157,231.38	CDARS#125	52week	09/10/2015		
Texas National Bank of Jacksonvi	Jacksonville, TX	244,625.47	CDARS#125	52week	09/10/2015		
Allegiance Bank Texas	Houston, Texas	87,394.07	CDARS#126	52week	09/10/2015		
Bank Hapoalim BM	New York, NY	126,594.45	CDARS#126	52week	09/10/2015		
Lone Star State Bank of West Tex	Lubbock, Tx	244,625.47	CDARS#126	52week	09/10/2015		
Progress Bank and Trust	Huntsville, AL	244,625.47	CDARS#126	52week	09/10/2015		
First United Bank and Trust Comp	Durant, OK	150,107.90	CDARS#127	52week	10/15/2015		
Independence Bank - Havre	Havre, MT	9,538.05	CDARS#127	52week	10/15/2015		
Kansas State Bank of Manhattan	Manhattan, KS	241,965.37	CDARS#127	52week	10/15/2015		
Crestmark Bank	Truy, MI	26,615.18	CDARS#128	52week	10/15/2015		
First United Bank and Trust Comp	Durant, OK	91,857.48	CDARS#128	52week	10/15/2015		
Mechanics & Farmers Bank	Durham, NC	241,965.37	CDARS#128	52week	10/15/2015		
TriState Capital Bank	Pittsburgh, PA	141,564.80	CDARS#128	52week	10/15/2015		
TriState Capital Bank	Pittsburgh, PA	100,399.31	CDARS#129 HP	52week	10/15/2015		
First Community Bank	Bluefield, VA	111,796.61	CDARS#130	52week	11/05/2015		
Happy State Bank	Happy, TX	113,912.69	CDARS#130	52week	11/05/2015		
Metropolitan Bank	Crystal Springs, MS	241,876.31	CDARS#130	52week	11/05/2015		
Town North Bank, N. A.	Dallas, TX	34,233.43	CDARS#130	52week	11/05/2015		
Happy State Bank	Happy, TX	127,963.61	CDARS#131 HP	52week	11/05/2015		
Meridian Bank	Malvern, PA	13,285.17	CDARS#132 HP	52week	11/27/2015		
Oakstar Bank	Springfield, MO	87,039.73	CDARS#132 HP	52week	11/27/2015		
Business First Bank	Baton Route, LA	246,184.72	CDARS#133	26week	07/16/2015		
Great Southern Bank	Reeds Springs, MO	199,767.31	CDARS#133	26week	07/16/2015		
Iberiabank	Lafayette, LA	246,184.72	CDARS#133	26week	07/16/2015		
NewBridge Bank	Greensboro, NC	58,426.43	CDARS#133	26week	07/16/2015		
NewBridge Bank	Greensboro, NC	125,093.87	CDARS#134 -HP	26week	07/16/2015		
BOKF, National Association	Tulsa, OK	246,175.27	CDARS#135	26week	07/23/2015		
Central Bank Bank of St. Louis	Clayton, MO	215,223.65	CDARS#135	26week	07/23/2015		
EverBank	Jacksonville, FL	246,175.27	CDARS#135	26week	07/23/2015		
St. Louis Bank	Town and Country, MO	106,179.45	CDARS#135	26week	07/23/2015		
Texas Community Bank	Laredo, TX	246,175.27	CDARS#135	26week	07/23/2015		
The Delaware County Bank & Tru	Lewis Center, OH	190,961.71	CDARS#135	26week	07/23/2015		
First NBC Bank	New Orleans, LA	63,983.49	CDARS#137	52week	01/21/2016		
Genesee Regional Bank	Rochester, NY	170,801.05	CDARS#137	52week	01/21/2016		
Old Line Bank	Bowie, MD	168,383.37	CDARS#137	52week	01/21/2016		
Old Line Bank	Bowie, MD	75,672.29	CDARS#138 -HP	52week	01/21/2016		
City First Bank of D. C., NA	Washington DC	244,655.44	CDARS#140	26week	08/06/2015		
Genesee Regional Bank	Rochester, NY	73,134.29	CDARS#140	26week	08/06/2015		
Howard Bank	Elliott City, MD	113,199.47	CDARS#140	26week	08/06/2015		
Legacy Texas Bank	Plano, TX	44,027.97	CDARS#140	26week	08/06/2015		
Southern Bancorp Bank	Arkadelphia, AR	244,655.44	CDARS#140	26week	08/06/2015		
Western National Bank	Duluth, MN	244,655.44	CDARS#140	26week	08/06/2015		
WesBanco Bank, Inc.	Wheeling, WV	36,310.70	CDARS#140	26week	08/06/2015		
Bangor Savings Bank	Bangor, NE	240,825.63	CDARS#143	104 week	02/09/2017		
EagleBank	Bethesda, MD	42,142.48	CDARS#143	104 week	02/09/2017		
First National Bank of Michigan	Kalamazoo, MI	120,665.69	CDARS#143	104 week	02/09/2017		
Heritage Bank National Associatio	Spicer, MN	49,829.79	CDARS#144	26week	08/13/2015		
Pinnacle Bank	Nashville, TN	244,646.06	CDARS#144	26week	08/13/2015		
The Bank of Missouri	Perryville, MO	216,834.42	CDARS#144	26week	08/13/2015		
Univest Bank & Trust Co.	Souderton, PA	244,646.06	CDARS#144	26week	08/13/2015		

**WOOD COUNTY, TEXAS**  
**Supplement Investment Schedule**  
**Summary of FDIC-Insured Institutions**  
**Outside of Depository Bank**  
**05/31/2015**

Bank	Location	Balance	Reference	Term	Maturity Date	Recap By Type	Totals
Valley National Bank	Wayne, NJ	244,646.06	CDARS#144	26week	08/13/2015		
Customers Bank	Wyomissing, PA	241,342.53	CDARS#145	52week	03/10/2016		
Decorah Bank & Trust Company	Decorah, IA	161,731.53	CDARS#145	52week	03/10/2016		
Bank of the West	San Francisco, CA	126,761.71	CDARS#146	104 week	04/13/2017		
Georgia Commerce Bank	Atlanta, GA	38,228.23	CDARS#146	104 week	04/13/2017		
Singature Bank	New York, NY	237,844.46	CDARS#146	104 week	04/13/2017		
Avenue Bank	Nashville, TN	243,576.86	CDARS#147	52week	05/12/2016		
Oakstar Bank	Springfield, MO	49,257.69	CDARS#147	52week	05/12/2016		
Transportation Alliance Bank, Inc.	Ogden, UT	109,795.50	CDARS#147	52week	05/12/2016		
Oakstar Bank	Springfield, MO	105,033.14	CDARS#148 -HP	52week	05/12/2016		
Bank of Central Florida	Lakeland, FL	245,041.61	ICS-AP	n/a	n/a		
Manufacturers Bank	Los Angeles, CA	245,031.75	ICS-AP	n/a	n/a		
The Camden National Bank	Camden, NE	245,036.15	ICS-AP	n/a	n/a		
The First National Bank - Fox Vall	Neenah, WI	187,386.53	ICS-AP	n/a	n/a		
BB&T	Winston, Salem, NC	245,041.61	ICS-DPC	n/a	n/a		
CoBiz Bank	Denver, CO	245,041.61	ICS-DPC	n/a	n/a		
Community National Bank	Newport, VT	245,016.26	ICS-DPC	n/a	n/a		
Comhusker Bank	Lincoln, NE	245,041.61	ICS-DPC	n/a	n/a		
Crossroads Bank	Wabash, IN	22.88	ICS-DPC	n/a	n/a		
Darien Rowayton Bank	Darien, CT	0.74	ICS-DPC	n/a	n/a		
F&M Trust Co. of Chambersburg	Chambersburg, PA	245,037.59	ICS-DPC	n/a	n/a		
First Clover Leaf Bank, FSB	Edwardsville, IL	245,037.59	ICS-DPC	n/a	n/a		
First Community Bank of E. Arkan	Marion, AK	245,017.45	ICS-DPC	n/a	n/a		
First Community Finanacial Bank	Plainfield, IL	14.46	ICS-DPC	n/a	n/a		
First Florida Integrity Bank	Naples, FL	75,569.50	ICS-DPC	n/a	n/a		
First International Bank & Trust	Watford City, ND	14.54	ICS-DPC	n/a	n/a		
First National Bank of Omaha	Omaha, NE	245,028.09	ICS-DPC	n/a	n/a		
Five Star Bank - Warsaw, NY	Warsaw, NY	245,041.61	ICS-DPC	n/a	n/a		
Frontier Bank	Madison, NE	25.03	ICS-DPC	n/a	n/a		
Home Bank, N.A.	Lafayette, LA	245,027.53	ICS-DPC	n/a	n/a		
Legacy Bank & Trust Company	Rogersville, MO	245,026.41	ICS-DPC	n/a	n/a		
Liberty National Bank	Lawton, OK	245,028.19	ICS-DPC	n/a	n/a		
Manufacturers Bank	Los Angeles, CA	8.94	ICS-DPC	n/a	n/a		
Mascoma Savings Bank	Lebanon, NH	245,041.61	ICS-DPC	n/a	n/a		
Oak Bank	Chicago, IL	65,836.44	ICS-DPC	n/a	n/a		
Peoples National Bank, N.A.	Mt. Vernon, IL	245,041.61	ICS-DPC	n/a	n/a		
Redding Bank of Commerce	Redding, CA	245,027.42	ICS-DPC	n/a	n/a		
Reliance Bank	Pine Bluff, AR	35.47	ICS-DPC	n/a	n/a		
The American National Bank of Te	Terrell, TX	245,041.61	ICS-DPC	n/a	n/a		
The First National Bank - Fox Vall	Neenah, WI	20.94	ICS-DPC	n/a	n/a		
The Park National Bank	Newark, OH	214,354.74	ICS-DPC	n/a	n/a		
United Bank - Parkersburg	Parkersburg, WV	135,935.18	ICS-DPC	n/a	n/a		
United Bank of Michigan	Grand Rapids, MI	245,016.59	ICS-DPC	n/a	n/a		
United Prairie Bank	Mountain Lake, MN	5.98	ICS-DPC	n/a	n/a		
West Bank	West Des Moines, IA	245,041.61	ICS-DPC	n/a	n/a		
Yadkin Bank	Elkin, NC	5.81	ICS-DPC	n/a	n/a		
First Community Financial Bank	Plainfield, IL	70,822.04	ICS-HP	n/a	n/a		
First International Bank & Trust	Watford City, ND	2.33	ICS-HP	n/a	n/a		
Morton Community Bank	Morton, IL	245,040.37	ICS-HP	n/a	n/a		
The First National Bank - Fox Vall	Neenah, WI	4.29	ICS-HP	n/a	n/a		
The Park National Bank	Newark, OH	30,664.27	ICS-HP	n/a	n/a		
Yadkin Bank	Elkin, NC	2.95	IOC-HP	n/a	n/a		
Darien Rowayton Bank	Darien, CT	245,004.02	ICS-PAY	n/a	n/a		
First Community Financial Bank	Plainfield, IL	174,381.98	ICS-PAY	n/a	n/a		
First Florida Integrity Bank	Naples, FL	169,471.77	ICS-PAY	n/a	n/a		
First International Bank & Trust	Watford City, ND	0.08	ICS-PAY	n/a	n/a		
Manufacturers Bank	Los Angeles, CA	0.60	ICS-PAY	n/a	n/a		
Reliance Bank	Pine Bluff, AR	245,004.02	ICS-PAY	n/a	n/a		
The Camden National Bank	Camden, NE	5.46	ICS-PAY	n/a	n/a		
The First National Bank - Fox Vall	Neenah, WI	57,829.83	ICS-PAY	n/a	n/a		
The Park National Bank	Newark, OH	22.60	ICS-PAY	n/a	n/a		
United Bank - Parkersburg	Parkersburg, WV	109,106.34	ICS-PAY	n/a	n/a		
Yadkin Bank	Elkin, NC	24.79	ICS-PAY	n/a	n/a		