

WOOD COUNTY, TEXAS  
 COMBINED STATEMENT OF CASH ACCOUNTS ACTIVITY  
 FOR THE MONTH ENDING JANUARY 31, 2015



FILED FOR RECORD

MAR 13 AM 10:25

CLERK, WOOD COUNTY

FUND CODE	FUND NAME	CASH BALANCE 12/31/2014	RECEIPTS	DISBURSEMENTS	TRANSFER IN/(OUT)	Net Change	CASH BALANCE 1/31/2015
<b>BUDGETED FUNDS</b>							
<b>OPERATING FUNDS</b>							
100	General	\$ 12,699,999.80	\$ 5,056,521.18	\$ (1,103,340.15)	\$ 8,658.67	\$ 3,961,839.70	\$ 16,661,839.50
200	Road and Bridge Fund	3,036,562.63	1,985,975.93	(400,873.34)	(13.19)	1,585,089.40	4,621,692.08
270	Tobacco Settlement Fund	51,218.52	C.00	0.00	0.00	0.00	51,218.52
	<b>Total Operating Funds</b>	<b>\$ 15,787,780.95</b>	<b>\$ 7,042,497.11</b>	<b>\$ (1,504,213.49)</b>	<b>\$ 8,645.48</b>	<b>\$ 5,546,929.10</b>	<b>\$ 21,334,710.05</b>
<b>SPECIAL REVENUE FUNDS</b>							
230	CC-Records Mgmt. & Preservation	330,928.33	13,986.97	(355.00)	(1,108.50)	12,523.47	343,451.80
231	General Records Mgmt. & Preservation	36,646.69	82C.57	(1,580.51)	0.00	(759.94)	35,866.75
232	CC-Records Archive Fee	258,958.31	13,59C.80	0.00	0.00	13,590.80	272,549.11
234	Courthouse Security	29,795.66	2,485.57	(1,825.10)	0.00	664.47	30,460.13
235	Hotel and Motel Tax	67,272.81	6,55E.32	(11,253.54)	0.00	(4,695.22)	62,577.59
236	Child Welfare	1,332.24	15C.67	0.00	0.00	150.67	1,482.91
238	Crime Victims Services	3,946.74	1.84	0.00	0.00	1.84	3,948.58
239	Justice Court Technology	58,018.53	905.06	(2,053.07)	0.00	(1,148.01)	56,870.52
240	DC-Records Mgmt & Preservation	38,033.31	38C.70	0.00	0.00	383.70	38,417.01
241	JP Building Security Fee	23,102.45	23C.28	0.00	0.00	230.28	23,332.73
242	Elections Special	18,961.28	815.97	0.00	0.00	815.97	19,777.25
243	Guardianship	31,068.77	354.65	0.00	0.00	354.65	31,423.42
244	CC-Technology	3,009.19	6E.68	0.00	0.00	69.68	3,078.87
245	DC-Technology	2,758.11	157.97	0.00	0.00	157.97	2,916.08
246	DC-Records Archive Fee	20,731.96	544.89	0.00	0.00	544.89	21,276.85
247	DC-CT Records Preservation	24,264.51	22E.45	0.00	0.00	226.45	24,490.96
260	Law Library	44,063.29	1,12C.72	(2,775.00)	0.00	(1,654.28)	42,409.01
305	Constable Forfeiture	2,126.44	C.98	0.00	0.00	0.98	2,127.42
	<b>Total Special Revenue Funds</b>	<b>\$ 995,018.62</b>	<b>\$ 42,405.09</b>	<b>\$ (19,842.22)</b>	<b>(\$1,108.50)</b>	<b>\$ 21,458.37</b>	<b>\$ 1,016,476.99</b>
<b>OTHER FUNDS</b>							
250	Right of Way	803,072.16	46E.42	0.00	0.00	468.42	803,540.58
281	Community Supervision & Corr.	351,529.07	24,285.97	(39,250.09)	0.00	(14,960.12)	336,568.95
290	Juvenile Probation Department	7,076.28	22,035.00	(19,786.79)	0.00	2,248.21	9,324.49
892	Historical Commission	45,456.27	3E.11	(223.74)	0.00	(188.63)	45,267.64
	<b>Total Other Funds</b>	<b>\$ 1,207,133.78</b>	<b>\$ 46,82E.50</b>	<b>\$ (59,260.62)</b>	<b>\$ -</b>	<b>\$ (12,432.12)</b>	<b>\$ 1,194,701.66</b>
	<b>TOTAL BUDGETED FUNDS</b>	<b>\$ 17,989,933.35</b>	<b>\$ 7,131,734.70</b>	<b>\$ (1,583,316.33)</b>	<b>\$ 7,536.98</b>	<b>\$ 5,555,955.35</b>	<b>\$ 23,545,888.70</b>
<b>NON-BUDGETED AND NON-COUNTY FUNDS</b>							
880	Treasurer's State Fees	52,309.88	29,491.06	(74,238.53)	(7,533.90)	(52,281.37)	28.51
891	Payroll Fund	326,924.09	C.00	(326,924.09)	0.00	(326,924.09)	(0.00)
999	Upper Sabine Valley Waste Mgmt	332,624.91	179,667.53	(60,665.79)	(3.08)	118,998.66	451,623.57
	<b>TOTAL NON-BUDGETED FUNDS</b>	<b>\$ 711,858.88</b>	<b>\$ 209,15E.59</b>	<b>\$ (461,828.41)</b>	<b>\$ (7,536.98)</b>	<b>\$ (260,206.80)</b>	<b>\$ 451,652.08</b>
	<b>TOTAL CASH IN POOLED ACCOUNTS</b>	<b>\$ 18,701,792.23</b>	<b>\$ 7,340,893.29</b>	<b>\$ (2,045,144.74)</b>	<b>\$ -</b>	<b>\$ 5,295,748.55</b>	<b>\$ 23,997,540.78</b>
<b>CASH IN BANK - POOLED CASH ACCOUNTS</b>							
890	AP Pooled Cash	1,254,379.12	161.57	(734,738.41)	145,000.00	(589,576.84)	664,802.28
890	Payroll Pooled Cash	1,409,431.60	165.35	(1,309,326.33)	900,000.00	(409,160.98)	1,000,270.62
890	Deposits Pooled Cash	2,616,080.89	7,331,72E.62	0.00	(5,299,188.92)	2,032,540.70	4,648,621.59
890	CD Investments 60day Maturity	0.00	C.00	0.00	0.00	0.00	0.00
890	CD Investments 91day Maturity	(0.00)	C.00	0.00	0.00	0.00	(0.00)
890	CD Investments 6 month Maturity	0.00	C.00	0.00	0.00	0.00	0.00
890	CD Investments 12 month Maturity	2,273,183.65	1,653.59	0.00	0.00	1,653.59	2,274,837.24
890	CD Non-Depository	486,474.90	734.70	0.00	0.00	734.70	487,209.60
890	CDARS Investments	10,155,514.57	6,42E.68	0.00	4,249,688.92	4,256,117.60	14,411,632.17
890	TexPool Pooled Investments	500,627.50	1E.78	0.00	0.00	19.78	500,647.28
890	Jury Pooled Cash	6,100.00	C.00	(1,080.00)	4,500.00	3,420.00	9,520.00
	<b>TOTAL CASH IN BANK - POOLED CASH ACCOUNTS</b>	<b>\$ 18,701,792.23</b>	<b>\$ 7,340,893.29</b>	<b>\$ (2,045,144.74)</b>	<b>\$ 0.00</b>	<b>\$ 5,295,748.55</b>	<b>\$ 23,997,540.78</b>

0.00

PAGE 2: JANUARY 2015 MONTHLY REPORT

FUND CODE	FUND NAME	CASH BALANCE 12/31/2014	RECEIPTS	DISBURSEMENTS	TRANSFER IN/(OUT)	Net Change	CASH BALANCE 1/31/2015
<b>CASH IN BANK - NON POOLED CASH ACCOUNTS - NON-BUDGETED, NON-COUNTY OR OTHER FUNDS</b>							
<b>BANKTEXAS ACCOUNTS</b>							
200	Road & Bridge CD RRC Restricted	\$ 25,878.29	\$ 13.19	\$0.00	\$0.00	\$13.19	\$ 25,891.48
401	Grant Fund	0.00	5,600.00	(5,600.00)	0.00	0.00	0.00
601	Interest & Sinking	20,246.03	234.53	0.00	0.00	234.53	20,480.56
895	Health Plan	457,875.72	199,155.14	(280,301.24)	(125,019.79)	(206,165.89)	251,709.83
895	Health Plan CD 91 day maturity	0.00	0.00	0.00	0.00	0.00	0.00
895	Health Plan CD 6 month maturity	0.00	0.00	0.00	0.00	0.00	0.00
895	Health Plan CD 12 month maturity	204,930.81	108.61	0.00	0.00	108.61	205,039.42
895	Health Plan CDARS	852,684.58	970.56	0.00	125,019.79	125,990.35	978,674.93
898	MRP/DPC Cleaning	4,882.45	4,141.30	(2,474.91)	0.00	1,666.39	6,548.84
	JP1 Cleaning		34,888.20	(19,083.45)	0.00	15,804.75	15,804.75
	JP2 Cleaning		18,692.15	(10,892.70)	0.00	7,799.45	7,799.45
	JP3 Cleaning	7,347.36	6,702.10	(7,327.71)	0.00	(625.61)	6,721.75
	JP4 Cleaning	6,202.10	2,727.00	(6,201.25)	0.00	(3,474.25)	2,727.85
	RV Cleaning	85.00	3,517.00	(3,232.00)	0.00	285.00	370.00
	Treasurer's Credit Card	0.00	0.00	0.00	0.00	0.00	0.00
999	USVSWMD CD TCEQ Restricted	12,421.57	6.33	0.00	0.00	6.33	12,427.90
	TOTAL BANKTEXAS - NON POOLED CASH ACCOUNTS	\$ 1,592,553.91	\$ 276,756.11	\$ (335,113.26)	\$0.00	\$ (58,357.15)	\$ 1,534,196.76
<b>TEXPOOL ACCOUNTS</b>							
601	Interest & Sinking	35,948.28	1.39	0.00	0.00	1.39	35,949.67
895	Health Plan	1,147.23	0.00	0.00	0.00	0.00	1,147.23
	TOTAL TEXPOOL - NON POOLED CASH ACCOUNTS	\$ 37,095.51	\$ 1.39	\$0.00	\$0.00	\$ 1.39	\$ 37,096.90
	TOTAL CASH IN BANK - NON POOLED CASH ACCOUNTS	\$ 1,629,649.42	\$ 276,757.50	\$ (335,113.26)	\$0.00	\$ (58,355.78)	\$ 1,571,293.66
	TOTAL CASH IN BANK - ALL TREASURER'S ACCOUNTS	\$ 20,331,441.65	\$ 7,617,650.79	\$ (2,380,258.00)	\$0.00	\$ 5,237,392.79	\$ 25,568,834.44

Miscellaneous Information


Indebtedness as of 1/31/2015: \$0.00 Certificate of Obligation: None  
 RB Line of Credit-Railroad Commission \$25,000 CD Secured - Current Balance Available \$25,891

Bank Texas (including CDARS)	\$ 24,543,880.66
Non-Depository Investments	487,209.60
TexPool:	537,744.18
Total	\$ 25,568,834.44

Bank Texas Interest Income: Interest Rate .01%-0.20%	\$ 1,339.43
Certificates of Deposit: Interest Rates Varies	2,516.42
CDARS Interest Income	7,399.54
TexPool Interest Income: Interest Rate 0.03%	21.17
Total Interest Income	\$ 11,276.56

I, Becky S. Burford, County Treasurer, in and for the County of Wood, State of Texas, do hereby present the January 2015 Statement of Cash Accounts Activity, the attached Treasurer's Report of Cash Receipts and Disbursements, and the Report of Securities as true and correct statements, to the best of my knowledge, of accounts under the control of Wood County Treasurer and furthermore state that the fund balance on deposit furthermore state that the fund balances are on deposit earning interest in accordance with the Wood County Investment Policy and Wood County Depository Contract.

Becky S. Burford, Wood County Treasurer  
 Bryan Jones, County Judge  
 Virgil Holland, Jr. Commissioner Precinct 1  
 Jerry Skell, Commissioner Precinct 2  
 Roger Rau, Commissioner Precinct 3  
 Russell Acker, Commissioner Precinct 4  
 Ted Sellars, Auditor  
 TEST: Kelley Price, County Clerk




**WOOD COUNTY, TEXAS  
RECAP OF FUNDS BY BANK ACCOUNTS  
FOR THE MONTH OF JANUARY 2015**

Fund	Beginning Cash Balance	M-T-D Receipts	M-T-D Disbursements	Transfers	Ending Balance	BankTexas Quitman	-----Allocation of Cash-----			Total Cash
							BankTexas CDARS	Non-Depository Banks	TexPool	
200 Road & Bridge CD Restricted	\$ 25,878.29	\$13.19	\$0.00	\$0.00	\$25,891.48	\$25,891.48	\$0.00	\$0.00	\$0.00	\$25,891.48
401 Texas Comm. Dev. Program	0.00	5,600.00	(5 600.00)	0.00	0.00	0.00	0.00	0.00	0.00	0.00
601 Interest and Sinking	56,194.31	235.92	0.00	0.00	56,430.23	20,480.56	0.00	0.00	35,949.67	56,430.23
890 Pooled Funds	5,786,619.11	7,332,076.32	(2,045 144.74)	(4,249,688.92)	6,823,861.77	6,323,214.49	0.00	0.00	500,647.28	6,823,861.77
890 Pooled CDs	12,915,173.12	8,816.97	0.00	4,249,688.92	17,173,679.01	2,274,837.24	14,411,632.17	487,209.60	0.00	17,173,679.01
895 Health Plan Fund	459,022.95	199,155.14	(280 301.24)	(125,019.79)	252,857.06	251,709.83	0.00	0.00	1,147.23	252,857.06
895 Health Plan CDs	1,057,615.39	1,079.17	0.00	125,019.79	1,183,714.35	205,039.42	978,674.93	0.00	0.00	1,183,714.35
898 MRP/DPC Clearing	4,882.45	4,141.30	(2 474.91)	0.00	6,548.84	6,548.84	0.00	0.00	0.00	6,548.84
JP1 Clearing	0.00	34,888.20	(19 083.45)	0.00	15,804.75	15,804.75	0.00	0.00	0.00	15,804.75
JP2 Clearing	0.00	18,692.15	(10 892.70)	0.00	7,799.45	7,799.45	0.00	0.00	0.00	7,799.45
JP3 Clearing	7,347.36	6,702.10	(7 327.71)	0.00	6,721.75	6,721.75	0.00	0.00	0.00	6,721.75
JP4 Clearing	6,202.10	2,727.00	(6 201.25)	0.00	2,727.85	2,727.85	0.00	0.00	0.00	2,727.85
RV Park Clearing	85.00	3,517.00	(3 232.00)	0.00	370.00	370.00	0.00	0.00	0.00	370.00
Treasurer's Credit Card	0.00	0.00	0.00	0.00	0.00	0.00	0.00	0.00	0.00	0.00
999 USVSWMD CD Restricted*	12,421.57	6.33	0.00	0.00	12,427.90	12,427.90	0.00	0.00	0.00	12,427.90
<b>Grand Total</b>	<b>\$20,331,441.65</b>	<b>\$ 7,617,650.79</b>	<b>\$ (2,380 258.00)</b>	<b>\$ -</b>	<b>\$ 25,568,834.44</b>	<b>\$ 9,153,573.56</b>	<b>\$ 15,390,307.10</b>	<b>\$ 487,209.60</b>	<b>\$ 537,744.18</b>	<b>\$ 25,568,834.44</b>

\*Non-County Funds

FILED FOR RECORD  
 2015 MAR 13 AM 10:25  
 COUNTY CLERK, WOOD COUNTY



**WOOD COUNTY, TEXAS  
COMBINED STATEMENT OF CASH ACCOUNTS ACTIVITY  
FOR THE YEAR-TO-DATE ENDING JANUARY 31, 2015**

FUND CODE	FUND NAME	CASH BALANCE 10/01/2014	REVISION PRIOR-MONTH RECLASSES	CASH BALANCE 10/01/2014	YEAR-TO-DATE RECEIPTS	YEAR-TO-DATE DISBURSEMENTS	TRANSFER IN/(OUT)	Net Change	CASH BALANCE 1/31/2015
<b>BUDGETED FUNDS</b>									
<b>OPERATING FUNDS</b>									
100	General	\$ 12,193,457.63	\$ 33,355.55	\$ 12,226,813.18	\$ 9,531,318.63	\$ (5,113,832.46)	\$ 17,540.15	\$ 4,435,026.32	\$ 16,661,839.50
200	Road and Bridge Fund	3,068,934.08	(31,484.85)	3,037,449.23	3,616,315.50	(2,032,060.84)	(51.86)	1,584,202.80	4,621,652.03
270	Tobacco Settlement Fund	51,218.52	0.00	51,218.52	0.00	0.00	0.00	0.00	51,218.52
	<b>Total Operating Funds</b>	<b>\$ 15,313,610.23</b>	<b>\$ 1,870.70</b>	<b>\$ 15,315,480.93</b>	<b>\$ 13,147,634.13</b>	<b>\$ (7,145,893.30)</b>	<b>\$ 17,488.29</b>	<b>\$ 6,019,229.12</b>	<b>\$ 21,334,710.05</b>
<b>SPECIAL REVENUE FUNDS</b>									
230	CC-Records Mgmt. & Preservation	307,459.50	(10.00)	307,449.50	53,939.01	(16,828.21)	(1,108.50)	36,002.30	343,451.80
231	General Records Mgmt. & Preservation	38,536.82	(12.00)	38,524.82	3,967.15	(6,605.22)	0.00	(2,638.07)	35,886.75
232	CC-Records Archive Fee	245,602.50	0.00	245,602.50	52,141.11	(25,194.50)	0.00	26,946.61	272,549.11
234	Courthouse Security	29,327.23	0.00	29,327.23	9,231.26	(8,098.36)	0.00	1,132.90	30,460.13
235	Hotel and Motel Tax	81,988.20	(1,590.00)	80,398.20	29,935.14	(47,755.75)	0.00	(17,820.61)	62,577.59
236	Child Welfare	590.40	0.00	590.40	2,389.07	(1,496.56)	0.00	892.51	1,482.91
238	Crime Victims Services	3,850.89	0.00	3,850.69	97.89	0.00	0.00	97.89	3,948.58
239	Justice Court Technology	58,770.24	0.00	58,770.24	2,882.94	(4,782.66)	0.00	(1,899.72)	56,870.52
240	DC-Records Mgmt & Preservation	36,873.58	(3.00)	36,870.58	1,546.43	0.00	0.00	1,546.43	38,417.01
241	JP Building Special Fee	22,597.85	0.00	22,597.85	734.88	0.00	0.00	734.88	23,332.73
242	Elections Special	18,931.95	0.00	18,931.95	845.30	0.00	0.00	845.30	19,777.25
243	Guardianship	29,681.44	0.00	29,681.44	1,741.98	0.00	0.00	1,741.98	31,423.42
244	CC-Technology	2,820.99	0.00	2,820.99	257.88	0.00	0.00	257.88	3,078.87
245	DC-Technology	2,172.48	0.00	2,172.48	743.60	0.00	0.00	743.60	2,916.08
246	DC-Records Archive Fee	18,851.48	0.00	18,851.48	2,425.37	0.00	0.00	2,425.37	21,276.85
247	DC-CT Records Preservation	23,833.32	0.00	23,833.32	657.64	0.00	0.00	657.64	24,490.96
260	Law Library	42,221.02	0.00	42,221.02	5,737.99	(5,550.00)	0.00	187.99	42,409.01
305	Constable Forfeiture	2,752.99	0.00	2,752.99	4.79	(630.36)	0.00	(625.57)	2,127.42
	<b>Total Special Revenue Funds</b>	<b>\$ 966,862.68</b>	<b>(1,650.00)</b>	<b>\$ 965,247.68</b>	<b>\$ 169,279.43</b>	<b>\$ (116,941.62)</b>	<b>\$ (1,108.50)</b>	<b>\$ 51,229.31</b>	<b>\$ 1,016,476.99</b>
<b>OTHER FUNDS</b>									
250	Right of Way	801,678.41	0.00	801,678.41	1,862.17	0.00	0.00	1,862.17	803,540.58
281	Community Supervision & Corr.	336,578.89	(48.57)	336,530.32	170,121.05	(170,082.42)	0.00	38.63	336,568.95
290	Juvenile Probation Department	31,591.27	0.00	31,591.27	88,140.00	(110,406.78)	0.00	(22,266.78)	9,324.49
892	Historical Commission	46,277.53	(200.00)	46,077.53	222.03	(1,031.92)	0.00	(809.89)	45,267.64
	<b>Total Other Funds</b>	<b>\$ 1,216,126.10</b>	<b>\$ (248.57)</b>	<b>\$ 1,215,877.53</b>	<b>\$ 260,345.25</b>	<b>\$ (281,521.12)</b>	<b>\$ -</b>	<b>(21,175.87)</b>	<b>\$ 1,194,701.66</b>
	<b>TOTAL BUDGETED FUNDS</b>	<b>\$ 17,496,599.01</b>	<b>\$ 7.13</b>	<b>\$ 17,496,606.14</b>	<b>\$ 13,577,258.81</b>	<b>\$ (7,544,356.04)</b>	<b>\$ 16,379.79</b>	<b>\$ 6,049,282.56</b>	<b>\$ 23,545,888.70</b>
<b>NON-BUDGETED AND NON-COUNTY FUNDS</b>									
890	Treasurer's State Fees	66,269.79	0.00	66,269.79	107,724.52	(157,589.09)	(16,376.71)	(66,241.28)	28.51
891	Payroll Fund	(0.00)	0.00	(0.00)	0.00	0.00	0.00	0.00	(0.00)
999	Upper Sabine Valley Waste Mgmt	386,918.09	(7.13)	386,910.96	321,668.53	(256,952.84)	(3.08)	64,712.61	451,623.57
	<b>TOTAL NON-BUDGETED FUNDS</b>	<b>\$ 453,187.88</b>	<b>(7.13)</b>	<b>\$ 453,180.75</b>	<b>\$ 429,393.05</b>	<b>\$ (414,541.93)</b>	<b>\$ (16,379.79)</b>	<b>\$ (1,528.67)</b>	<b>\$ 451,652.08</b>
	<b>TOTAL CASH IN POOLED ACCOUNTS</b>	<b>\$ 17,949,786.89</b>	<b>\$ 0.00</b>	<b>\$ 17,949,786.89</b>	<b>\$ 14,006,651.86</b>	<b>\$ (7,958,897.97)</b>	<b>\$ -</b>	<b>\$ 6,047,753.89</b>	<b>\$ 23,997,540.78</b>
<b>CASH IN BANK - POOLED CASH ACCOUNTS</b>									
890	AP Pooled Cash	272,820.64	0.00	272,820.64	579.81	(3,788,598.17)	4,180,000.00	391,981.64	664,802.28
890	Payroll Pooled Cash	118,355.00	0.00	118,355.00	566.16	(4,155,650.54)	5,037,000.00	881,915.62	1,000,270.62
890	Deposits Pooled Cash	2,407,421.44	0.00	2,407,421.44	13,972,137.97	(7,059.26)	(11,723,878.56)	2,241,200.15	4,646,621.59
890	CD Investments 60day Maturity	0.00	0.00	0.00	0.00	0.00	0.00	0.00	0.00
890	CD Investments 91day Maturity	(0.00)	0.00	(0.00)	0.00	0.00	0.00	0.00	(0.00)
890	CD Investments 6 month Maturity	0.00	0.00	0.00	0.00	0.00	0.00	0.00	0.00
890	CD Investments 12 month Maturity	2,268,308.61	0.00	2,268,308.61	6,528.63	0.00	0.00	6,528.63	2,274,837.24
890	CD Non-Depository	487,108.46	0.00	487,108.46	1,470.20	0.00	(1,369.06)	101.14	487,209.60
890	CDARS Investments	11,891,232.46	0.00	11,891,232.46	25,308.42	0.00	2,495,091.29	2,520,399.71	14,411,632.17
890	TexPool Pooled Investments	500,586.61	0.00	500,586.61	60.67	0.00	0.00	60.67	500,647.28
890	Jury Pooled Cash	3,953.67	0.00	3,953.67	0.00	(7,590.00)	13,156.33	5,566.33	9,520.00
	<b>TOTAL CASH IN BANK - POOLED CASH ACCOUNTS</b>	<b>\$ 17,949,786.89</b>	<b>\$ -</b>	<b>\$ 17,949,786.89</b>	<b>\$ 14,006,651.86</b>	<b>\$ (7,958,897.97)</b>	<b>\$ (0.00)</b>	<b>\$ 6,047,753.89</b>	<b>\$ 23,997,540.78</b>

FILED FOR RECORD  
 2015 MAR 13 AM 10:25  
 COUNTY CLERK, WOOD COUNTY

FUND CODE	FUND NAME	CASH BALANCE 10/01/2014	REVISION PRIOR-MONTH	RECLASSES	CASH BALANCE 10/01/2014	RECEIPTS	DISBURSEMENTS	TRANSFER IN/(OUT)	Net Change	CASH BALANCE 1/31/2015
<b>CASH IN BANK - NON POOLED CASH ACCOUNTS - NON-BUDGETED, NON-COUNTY OR OTHER FUNDS</b>										
<b>BANKTEXAS ACCOUNTS</b>										
200	Road & Bridge CD RRC Restricted	\$ 25,839.62	\$ -		\$ 25,839.62	\$ 51.86	\$ -	\$ -	51.86	\$ 25,891.48
401	Grant Fund	0.00	0.00		0.00	27,235.00	(27,235.00)	0.00	0.00	0.00
601	Interest & Sinking	19,938.34	0.00		19,938.34	542.22	0.00	0.00	542.22	20,480.56
895	Health Plan	342,671.40	0.00		342,671.40	859,761.14	(978,600.50)	27,877.79	-90,961.57	251,709.83
895	Health Plan CD 91 day maturity	0.00	0.00		0.00	0.00	0.00	0.00	0.00	0.00
895	Health Plan CD 6 month maturity	0.00	0.00		0.00	0.00	0.00	0.00	0.00	0.00
895	Health Plan CD 12 month maturity	204,604.93	0.00		204,604.93	434.49	0.00	0.00	434.49	205,039.42
895	Health Plan CDARS	1,004,074.21	0.00		1,004,074.21	2,478.51	0.00	(27,877.79)	(25,399.28)	978,674.93
898	MRP/DPC Clearing	9,632.54	0.00		9,632.54	16,322.88	(19,406.58)	0.00	(3,083.70)	6,548.84
	JP1 Clearing	0.00	0.00		0.00	34,888.20	(19,083.45)	0.00	15,804.75	15,804.75
	JP2 Clearing	0.00	0.00		0.00	18,692.15	(10,892.70)	0.00	7,799.45	7,799.45
	JP3 Clearing Account	0.00	0.00		0.00	21,974.18	(15,252.43)	0.00	6,721.75	6,721.75
	JP4 Clearing Account	3,812.00	0.00		3,812.00	20,821.20	(21,905.35)	0.00	-1,084.15	2,727.85
	RV Clearing Account	0.00	0.00		0.00	10,999.00	(10,629.00)	0.00	370.00	370.00
	Treasurer's Credit Card	0.00	0.00		0.00	805.75	(805.75)	0.00	0.00	0.00
999	USVSWMD CD TCEQ Restricted	12,403.01	0.00		12,403.01	24.89	0.00	0.00	24.89	12,427.90
	<b>TOTAL BANKTEXAS - NON POOLED CASH ACCOUN</b>	<b>\$ 1,622,976.05</b>	<b>0.00</b>		<b>\$ 1,622,976.05</b>	<b>\$ 1,015,031.47</b>	<b>\$ (1,103,810.76)</b>	<b>\$ -</b>	<b>\$ (88,779.29)</b>	<b>\$ 1,534,196.76</b>
<b>TEXPOOL ACCOUNTS</b>										
601	Interest & Sinking	35,945.35	0.00		35,945.35	4.32	0.00	0.00	4.32	35,949.67
895	Health Plan	1,147.23	0.00		1,147.23	0.00	0.00	0.00	0.00	1,147.23
	<b>TOTAL TEXPOOL - NON POOLED CASH ACCOUNTS</b>	<b>\$ 37,092.58</b>	<b>0.00</b>		<b>\$ 37,092.58</b>	<b>\$ 4.32</b>	<b>\$ 0.00</b>	<b>\$ 0.00</b>	<b>\$ 4.32</b>	<b>\$ 37,096.90</b>
	<b>TOTAL CASH IN BANK - NON POOLED CASH ACCOUNTS</b>	<b>\$ 1,660,068.63</b>	<b>0.00</b>		<b>\$ 1,660,068.63</b>	<b>\$ 1,015,035.79</b>	<b>\$ (1,103,810.76)</b>	<b>\$ -</b>	<b>\$ (88,774.97)</b>	<b>\$ 1,571,293.66</b>
	<b>TOTAL CASH IN BANK - ALL TREASURER'S ACCOUNTS</b>	<b>\$ 19,609,855.52</b>	<b>\$ -</b>		<b>\$ 19,609,855.52</b>	<b>\$ 15,021,687.65</b>	<b>\$ (9,062,708.73)</b>	<b>\$ (0.00)</b>	<b>\$ 5,958,978.92</b>	<b>\$ 25,568,834.44</b>

**Miscellaneous Information**

Indebtedness as of 1/31/2015: \$0.00 Certificate of Obligation: Non-Certificates of Obligation: None  
 RB Line of Credit-Railroad Commission \$25,000 CD Secured - Current Balance Available \$25,891

Bank Texas: Cash Balance	\$ 24,543,880.66
Non-Depository Investments: Cash Balance	487,209.60
TexPool: Cash Balance	537,744.18
<b>Total Cash Balance:</b>	<b>\$ 25,568,834.44</b>

Bank Texas Interest Income:	\$ 10,558.82	0.00
Non-Depository Interest Income:	1,470.20	
CDARS Interest Income:	27,787.23	
TexPool Interest Income:	64.99	
<b>Total Interest Income</b>	<b>\$ 39,881.24</b>	<b>0.00</b>

I, Becky S. Burford, County Treasurer, in and for the County of Wood, State of Texas, do hereby present the January 2015 Year-to-date Statement of Cash Accounts Activity, the attached Treasurer's Report of Cash Receipts and Disbursements, and the Report of Securities as true and correct statements, to the best of my knowledge, of accounts under the control of Wood County Treasurer and furthermore state that the fund balance on deposit earning interest in accordance with the Wood County Investment Policy and Wood County Depository Contract

*Becky S. Burford*  
 \_\_\_\_\_  
 Becky S. Burford, Wood County Treasurer

Presented, examined, and accepted at the regular term of Commissioners Court on this the 13th day of March 2015.

*Bryan Janes*  
 \_\_\_\_\_  
 Bryan Janes, County Judge

*Wright Howard*  
 \_\_\_\_\_  
 Wright Howard, Commissioner Precinct 1

*Jerry Gosnell*  
 \_\_\_\_\_  
 Jerry Gosnell, Commissioner Precinct 2

*Roger Tate*  
 \_\_\_\_\_  
 Roger Tate, Commissioner Precinct 3

*Russell Ackers*  
 \_\_\_\_\_  
 Russell Ackers, Commissioner Precinct 4

*Debra Dallas*  
 \_\_\_\_\_  
 Debra Dallas, Auditor

*Kelley Price*  
 \_\_\_\_\_  
 Kelley Price, County Clerk



**WOOD COUNTY, TEXAS  
 RECAP OF FUNDS BY BANK ACCOUNTS  
 FOR THE YEAR-TO-DATE ENDING JANUARY 31, 2015**

Fund	Beginning Cash Balance	Y-T-D Receipts	Y-T-D Disbursements	Transfers	Ending Balance	BankTexas Quitman	-----Allocation of Cash-----			Total Cash
							BankTexas CDARS	Non-Depository Banks	TexPool	
200 Road & Bridge CD Restricted	\$ 25,839.62	\$ 51.86	\$ -	\$ -	\$ 25,891.48	\$ 25,891.48	\$ -	\$ -	\$ -	\$ 25,891.48
401 Texas Comm. Dev. Program	0.00	27,235.00	(27,235.00)	0.00	0.00	0.00	0.00	0.00	0.00	0.00
601 Interest and Sinking	55,883.69	546.54	0.00	0.00	56,430.23	20,480.56	0.00	0.00	35,949.67	56,430.23
890 Pooled Funds	3,303,137.36	13,973,344.61	(7,958,897.97)	(2,493,722.23)	6,823,861.77	6,323,214.49	0.00	0.00	500,647.28	6,823,861.77
890 Pooled CDs	14,646,649.53	33,307.25	0.00	2,493,722.23	17,173,679.01	2,274,837.24	14,411,632.17	487,209.60	0.00	17,173,679.01
895 Health Plan Fund	343,818.63	859,761.14	(978,600.50)	27,877.79	252,857.06	251,709.83	0.00	0.00	1,147.23	252,857.06
895 Health Plan CDs	1,208,679.14	2,913.00	0.00	(27,877.79)	1,183,714.35	205,039.42	978,674.93	0.00	0.00	1,183,714.35
898 Flex Savings Clearing	9,632.54	16,322.88	(19,406.58)	0.00	6,548.84	6,548.84	0.00	0.00	0.00	6,548.84
JP1 Clearing Account	0.00	34,888.20	(19,083.45)	0.00	15,804.75	15,804.75				15,804.75
JP2 Clearing Account	0.00	18,692.15	(10,892.70)	0.00	7,799.45	7,799.45				7,799.45
JP3 Clearing Account	0.00	21,974.18	(15,252.43)	0.00	6,721.75	6,721.75	0.00	0.00	0.00	6,721.75
JP4 Clearing Account	3,812.00	20,821.20	(21,905.35)	0.00	2,727.85	2,727.85	0.00	0.00	0.00	2,727.85
RV Park Clearing Account	0.00	10,999.00	(10,629.00)	0.00	370.00	370.00	0.00	0.00	0.00	370.00
Treasurer's Credit Card	0.00	805.75	(805.75)	0.00	0.00	0.00	0.00	0.00	0.00	0.00
999 USVSWMD CD Restricted*	<u>12,403.01</u>	<u>24.89</u>	<u>0.00</u>	<u>0.00</u>	<u>12,427.90</u>	<u>12,427.90</u>	<u>0.00</u>	<u>0.00</u>	<u>0.00</u>	<u>12,427.90</u>
<b>Grand Total</b>	<b>\$ 19,609,855.52</b>	<b>\$ 15,021,687.65</b>	<b>\$ (9,062,708.73)</b>	<b>(0.00)</b>	<b>\$ 25,568,834.44</b>	<b>\$ 9,153,573.56</b>	<b>\$ 15,390,307.10</b>	<b>\$ 487,209.60</b>	<b>\$ 537,744.18</b>	<b>\$ 25,568,834.44</b>

\*Non-County Funds

FILED FOR RECORD  
 2015 MAR 13 AM 10:25  
 COUNTY CLERK, WOOD COUNTY, TEXAS

**SECURITIES PLEDGED TO WOOD COUNTY, TEXAS**  
Report as of January 31, 2015

ID	Pledge Date	Description	CUSIP	Maturity Date	Current Par	Market Value 12.31.14	Market Value 1.31.15
	01/06/2015	Ft. Bend Co MUD #46	346909GX6	9/1/18	\$425,000		\$438,502
	01/06/2015	Lufkin ISD TX 19	549815LE6	2/15/19	\$250,000		\$259,492
	06/18/2012	Decatur, TX	243320GE2	3/1/19	150,000	161,383	162,828
10619	01/20/2012	Orange TX VVW & SWR Rev	685287CA0	8/1/19	150,000	153,432	152,997
	01/06/2015	Eutless-CTFS	298263J88	8/15/19	50,000		56,447
	01/06/2015	Floresville TX Electric	340405KF5	8/15/19	260,000		268,268
	01/05/2015	Mequite SD-Sch Bldg	59079594C7	8/15/19	150,000		168,276
	12/30/2014	Slidell ISD	831389EA5	8/15/19	160,000	174,659	177,328
	12/30/2014	Springtown	851830DZ9	8/15/19	165,000	169,311	172,113
	02/07/2013	Waco TX ISD	929845RP2	8/15/19	145,000	157,727	160,139
	12/30/2014	Celina-CTFS OBLG	151141MF2	9/1/19	65,000	69,306	70,066
	01/17/2013	Dumas TX	264633GW2	9/1/19	375,000	387,649	393,979
	12/30/2014	Mineola, TX	602771JG3	9/1/19	165,000	186,533	189,206
	02/07/2013	Hewitt TX	428230NN2	11/1/19	110,000	115,567	116,945
	02/07/2013	Anahuac TX ISD	032645CZ4	2/15/20	100,000	116,657	119,128
	02/07/2013	Angelina Cnty TX	034717KW7	2/15/20	155,000	158,154	160,603
	02/07/2013	Arlington TX ISD	041826XC7	2/15/20	100,000	110,799	112,236
10615	12/21/2011	Denison TX GO	248379QD4	2/15/20	250,000	251,395	250,610
	12/30/2014	Diboll CTFS OBLIGA	252867KU9	2/15/20	80,000	82,793	84,042
	02/07/2013	Ector TX ISD	279272CQ9	2/15/20	110,000	118,396	121,107
	12/30/2014	Edna ISD	281335FZ7	2/15/20	225,000	242,174	247,718
	02/07/2013	Jasper TX ISD	471844HP8	2/15/20	105,000	119,314	121,906
	12/30/2014	Ennis CTFS OBLIG	293425VN1	8/1/20	100,000	107,002	108,811
	02/01/2013	Kleinwood TX MUD	498575HS1	8/1/20	335,000	358,075	366,366
	02/01/2013	Sanger TX	800876DH4	8/1/20	100,000	108,405	110,382
	01/05/2015	Beeville-CTFS	077131JG6	8/15/20	70,000		72,590
	02/06/2013	Keller TX	487684U91	8/15/20	140,000	147,063	148,112
	02/01/2013	Lone Oak TX ISD	542218GA4	8/15/20	195,000	200,043	204,896
	12/31/2014	SPR ISC Schoolhouse TX	850000P79	8/15/20	100,000	114,230	115,288
	12/31/2014	Sulphur Springs-Ref TX	865525QZ5	9/1/20	180,000	180,938	184,297
	12/31/2014	Upton CO-Ref TX	916813AY4	2/1/21	100,000	103,862	105,746
	12/31/2014	Arlington ISD Bldg	041826XP8	2/5/21	150,000	168,152	171,986
	12/31/2014	El Campo ISD	282783FP9	2/15/21	175,000	187,763	193,134
	02/06/2013	Jasper TX ISD	471844HQ6	2/15/21	105,000	121,396	124,696
	03/29/2012	Kyle TX - Assured Gty	501552EC3	2/15/21	500,000	536,580	543,825
	03/29/2012	Parmer County TX	701761AM0	2/15/21	215,000	226,371	232,983
	02/09/2013	Ferris TX	31569CT3	3/1/21	105,000	115,129	116,389
	12/31/2014	Caldwell Cnty	129006FH0	8/1/21	60,000	64,759	65,627
	12/31/2014	Round Rock Util Sys	779244BY7	8/1/21	100,000	111,125	112,665
	12/31/2014	Beeville-CTFS	077131JH4	8/15/21	70,000	72,416	74,530
	12/31/2014	Krum TX	501080DZ5	8/15/21	100,000	110,715	113,743
	12/31/2014	Celina-CTFS OBLG	151141MH8	9/1/21	70,000	74,950	76,487
10637	01/20/2012	Granbury TX Util Sys	385082HY1	9/15/21	220,000	244,541	250,206
	02/07/2013	West Univ Place TX	956398QW4	2/1/22	100,000	111,903	113,643
	02/07/2013	Japser TX ISD	471844HR4	2/15/22	110,000	128,537	132,284
	02/07/2013	Ferris TX	315669CU0	3/1/22	110,000	119,588	121,118
	01/17/2013	Celina TX	151141ND6	9/1/22	415,000	442,631	454,139
	12/31/2014	Lake Jackson Wtr/SWR	510066NW9	4/15/23	100,000	103,471	105,943
	12/31/2014	Washington Jr. Ctg	938688TG3	10/1/23	100,000	111,099	113,413
	12/31/2014	Watauga-CTFS	941097PA9	2/1/24	100,000	102,339	104,862
	12/31/2014	Belton ISD	081077WG0	2/15/24	100,000	105,993	107,461
10639	01/20/2012	Quitman ISD Ref GO	749030CT7	2/15/24	490,000	542,332	553,279
	12/31/2014	Hallsville-CTFS	406342AJ4	8/15/14	135,000	137,414	141,067
	12/31/2014	Lago Vis-a ISD	507075KC2	8/15/24	135,000	146,462	149,066
	01/17/2013	Lumberton TX MUD	550227BG6	8/15/24	280,000	283,256	288,576
	12/31/2014	TX Tech	88276RCC4	8/1/25	105,000	111,213	112,893
	12/31/2014	Beeville-CTFS	077131JM3	8/15/15	155,000	168,683	173,964
	01/03/2013	MBS GNMA I PLATINUM	3622A2A93	7/15/27	562,403	600,147	589,247
	12/31/2014	Watauga-CTFS	941097PE1	2/1/28	105,000	109,434	111,875
	10/02/2014	FHLMC 20 YR	3128P7QU0	4/3/31	1,890,999	2,096,118	2,041,190
					\$11,928,402	\$11,549,383	\$12,910,715

1,205,000 0 (0)

Total BankTexas Account Balances as of report date: \$ 10,183,811 \$ 9,265,885

113.41% 139.34%

NOTE: FDIC insurance coverage is in addition to listed securities.

FILED FOR RECORD  
 2015 MAR 13 AM 10:25  
 COUNTY CLERK, WOOD COUNTY, TEXAS

WOOD COUNTY, TEXAS

INVESTMENT ACTIVITY FOR JANUARY 31, 2015

01/31/2015

CD ID	Description	Bank	Acct	Lock Box BT	Term	Days to Maturity	Original Principal	Prior Balance 12/31/2014	Purchases/Deposits	Interest Credited	Withdrawals	Current Balance 01/31/2015	This Month's Unpaid Interest	Accumulated Unpaid Interest
16	*7485 DPC 12 MONTH	BT	DPC		365	283	\$ 500,000.00	\$ 510,749.91		\$ 271.12		\$ 511,021.03	\$ 201.25	\$ 201.25
17	*7507 DPC 12 MONTH	BT	DPC		365	283	250,000.00	255,374.97		135.56		255,510.53	100.62	100.62
18	*7523 HP 12 MONTH	BT	HP		365	283	75,000.00	76,612.42		40.67		76,653.09	30.18	30.18
58	*182 DPC 365 DAY	CNB	DPC		365	257	124,200.00	124,200.00		172.17		124,372.17	33.73	33.73
59	*183 DPC 365 DAY	CNB	DPC		365	257	124,200.00	124,200.00		172.17		124,372.17	33.73	33.73
60	*884 DPC 365 DAY	FNBW	DPC		365	258	117,500.00	119,037.45		195.18		119,232.63	36.10	36.10
61	*885 DPC 365 DAY	FNBW	DPC		365	258	117,500.00	119,037.45		195.18		119,232.63	36.10	36.10
68F & 68G	CDARS 30 Month	BT*	DPC		910	271	600,000.00	609,042.60		1,520.30		610,562.90	55.18	55.18
69F & 69G	CDARS HP 30 Month	BT*	HP		910	271	250,000.00	253,767.76		633.46		254,401.22	23.00	23.00
72F	CDARS 30 Month	BT*	DPC		910	301	500,000.00	508,022.42		431.65		508,454.07	0.00	0.00
79E	CDARS 13 Week x9	BT	DPC		910	397	400,000.00	405,017.41		0.00		405,017.41	344.40	655.19
80E	CDARS 13 Week x9	BT	DPC		910	397	400,001.00	405,018.41		0.00		405,018.41	344.40	655.20
81E	CDARS 13 Week x9	BT	DPC		910	397	400,002.00	405,019.42		0.00		405,019.42	344.40	655.18
96	*4149 365 DAY	BT	DPC		365	334	500,000.00	503,209.39		266.43		503,475.82	17.24	17.24
97	*4160 365 DAY	BT	HP		365	334	127,500.00	128,318.39		67.94		128,386.33	4.39	4.39
100	CDARS 52 Week	BT	DPC		364		REDEEMED 1/22/2015	402,412.88		148.20	(402,561.08)	0.00	0.00	0.00
101	CDARS HP 52 Week	BT	HP		364		REDEEMED 1/22/2015	75,452.42		27.79	(75,480.21)	0.00	0.00	0.00
107	CDARS 52 Week	BT	DPC		364	12	400,001.00	402,265.74		218.71		402,484.45	0.00	0.00
111	CDARS 52 Week	BT	DPC		364	40	400,002.00	402,069.30		218.60		402,287.90	0.00	0.00
113	CDARS 52 Week	BT	DPC		364	68	400,003.00	401,872.95		218.50		402,091.45	0.00	0.00
114	CDARS 52 Week	BT	DPC		364	103	400,004.00	401,627.43		218.37		401,845.80	0.00	0.00
115	CDARS 52 Week	BT	HP		364	117	95,000.00	95,362.15		51.85		95,414.00	0.00	0.00
116	CDARS 52 Week	BT	DPC		364	131	400,005.00	401,431.31		218.25		401,649.56	0.00	0.00
117	CDARS 52 Week	BT	DPC		364	159	400,006.00	401,235.25		218.15		401,453.40	0.00	0.00
118	CDARS 52 Week	BT	DPC		364	173	700,001.00	701,979.84		381.66		702,361.50	0.00	0.00
119	CDARS 52 Week	BT	HP		364	173	100,000.00	100,282.70		54.52		100,337.22	0.00	0.00
120	CDARS 52 Week	BT	DPC		364	181	700,002.00	701,894.69		381.62		702,276.31	0.00	0.00
121	CDARS 52 Week	BT	DPC		364	194	400,007.00	400,990.11		218.01		401,208.12	0.00	0.00
122	CDARS 52 Week	BT	DPC		364	194	700,003.00	701,723.41		381.52		702,104.93	0.00	0.00
123	CD 24 month	BT	DPC		730	560	500,000.00	501,924.69		490.24		502,414.93	316.59	316.59
124	CD 24 month	BT	DPC		730	560	500,000.00	501,924.69		490.24		502,414.93	316.59	316.59
125	CDARS 52 Week	BT	DPC		364	222	400,008.00	400,794.29		217.91		401,012.20	0.00	0.00
126	CDARS 52 Week	BT	DPC		364	222	700,004.00	701,380.00		381.34		701,761.34	0.00	0.00
127	CDARS 52 Week	BT	DPC		364	257	400,009.00	400,549.43		217.78		400,767.21	0.00	0.00
128	CDARS 52 Week	BT	DPC		364	257	500,000.00	500,675.50		272.21		500,947.71	0.00	0.00
129	CDARS 52 Week	BT	HP		364	257	100,000.00	100,134.67		54.27		100,188.94	0.00	0.00
130	CDARS 52 Week	BT	DPC		364	278	500,001.00	500,492.18		272.11		500,764.29	0.00	0.00
131	CDARS 52 Week	BT	HP		364	278	127,500.00	127,625.25		69.39		127,694.64	0.00	0.00
132	CDARS 52 Week	BT	HP		364	300	100,000.00	100,059.63		54.40		100,114.03	0.00	0.00
133	CDARS 26 Week	BT	DPC		182	166	750,000.00	0.00	750,000.00	69.85		750,069.85	0.00	0.00
134	CDARS 26 Week	BT	HP		182	166	125,000.00	0.00	125,000.00	11.64		125,011.64	0.00	0.00
135	CDARS 26 Week	BT	DPC		182	173	1,250,000.00	0.00	1,250,000.00	68.49		1,250,068.49	0.00	0.00
136	CDARS 13 Week	BT	DPC		91	82	1,250,000.00	0.00	1,250,000.00	68.50		1,250,068.50	0.00	0.00
137	CDARS 52 Week	BT	DPC		364	355	402,250.00	0.00	402,250.00	70.53		402,320.53	0.00	0.00
138	CDARS 13 Week	BT	HP		364	355	75,500.00	0.00	75,500.00	13.24		75,513.24	0.00	0.00
139	CDARS 13 Week	BT	DPC		91	89	1,000,000.00	0.00	1,000,000.00	16.42		1,000,016.42	0.00	0.00
Restricted	RB CD *1703 RRC	BT*	DPC		365	54	25,000.00	25,878.29		13.19		25,891.48	0.00	0.00
Restricted	USV CD *1639 TCEQ	BT*	DPC		365	53	12,000.00	12,421.57		6.33		12,427.90	0.00	0.00
<b>Total CDs</b>							\$ 18,298,209.00	\$ 14,011,088.37	\$ 4,852,750.00	\$ 9,915.66	\$ (478,041.29)	\$ 18,395,712.74	\$ 2,237.90	\$ 3,170.27
<b>TEXPOOL</b>						<b>WAM</b>								
Deposit Pooled Cash		TxP	DPC		44	n/a		\$ 500,627.50		\$ 19.78		\$ 500,647.28	n/a	n/a
Interest & Sinking		TxP	I&S		44	n/a		35,948.28		1.39		35,949.67	n/a	n/a
Health Plan		TxP	HP		44	n/a		1,147.23		0.00	0.00	1,147.23	n/a	n/a
<b>Total Pools</b>								\$ 537,723.01	\$ -	\$ 21.17	\$ -	\$ 537,744.18		
<b>Insured Cash Sweeps Accounts</b>						<b>0</b>								
Deposit Pooled Cash		BT*			n/a	n/a	n/a	\$ 1,052,896.60	\$ 7,211,907.27	\$ 767.76	\$ (4,250,365.44)	\$ 4,015,206.19	n/a	n/a
Accounts Payable Cash		BT*			n/a	n/a	n/a	1,188,847.61	136,465.61	161.57	(430,222.80)	895,251.99	n/a	n/a
Payroll Cash		BT*			n/a	n/a	n/a	1,431,318.36	900,000.00	165.35	(952,566.48)	1,378,917.23	n/a	n/a
Health Plan		BT*			n/a	n/a	n/a	543,319.38	96,929.77	84.99	(320,656.38)	319,677.76	n/a	n/a
<b>Total Sweeps</b>								\$ 4,216,381.95	\$ 8,345,302.65	\$ 1,179.67	\$ (5,953,811.10)	\$ 6,609,053.17		
<b>Total Investments</b>						395		\$ 18,765,193.33	\$ 13,198,052.65	\$ 11,116.50	\$ (6,431,852.39)	\$ 25,542,510.09	\$ 2,237.90	\$ 3,170.27

FILED FOR RECORD  
 2015 JAN 13 AM 10:25




**Investments By Type**

BT - Traditional CD	\$ 2,479,876.66	9.71%
BT - CDARS	15,390,307.10	60.25%
Non-Depository CD	487,209.60	1.91%
BT-Restricted CD	38,319.38	0.15%
BT-ICS *	6,609,053.17	25.87%
Pools	537,744.18	2.11%
<b>Total</b>	<b>\$ 25,542,510.09</b>	<b>100.00%</b>

\* Does not include in-transit items which can be either positive or negative.

Note BT\* - BankTexas is the county's placement bank for both CDARS and ICS accounts into other FDIC covered banks. For bank details use Supplement Investment Schedule.

I hereby submit the above report in addition to attached Supplement Investment Schedule as the written report of investment transactions for all invested funds held by Wood County Treasurer for period shown above and certify that these investments are in compliance with the local investment policy and Public Funds Investment Act.

  
 Becky S. Burford, Wood County Treasurer  
 Wood County Investment Officer

**WOOD COUNTY, TEXAS**  
**Supplement Investment Schedule**  
**Summary of FDIC-Insured Institutions**  
**Outside of Depository Bank**  
**01/31/2015**

Bank	Location	Balance	Reference	Term	Maturity Date	Recap By Type	Totals
City National Bank	Quitman, TX	\$ 248,744.34	CD 58& 59	12 Month	10/15/2015	Local CD	\$ 487,209.60
First National Bank-Winnsboro, T	Winnsboro, TX	238,465.26	CD 60& 61	12 Month	10/16/2015	Insured Cash Sweep	6,609,053.17
Cardinal Bank		248,500.00	CDARS#68G	30 Month*	10/29/2015	CDARS	15,390,307.10
Northern Bank & Trust Co	Woburn, MA	248,500.00	CDARS#68G	30 Month*	10/29/2015		
The Washington Trust Company of	Westerly	113,562.90	CDARS#68G	30 Month*	10/29/2015		\$ 22,486,569.87
Amarillo National Bank		119,464.12	CDARS#69G - HP	30 Month*	10/29/2015		
The Washington Trust Company of	Westerly	134,937.10	CDARS#69G - HP	30 Month*	10/29/2015		
Capital Bank	Miami, FL	248,942.93	CDARS#72F	13 week	02/26/2015		
First Security Bank	Mackinaw, IL	248,942.93	CDARS#72F	13 week	02/26/2015		
Machias Savings Bank	Machias, ME	10,568.21	CDARS#72F	13 week	02/26/2015		
Armstrong Bank	Muskogee, OK	143,234.68	CDARS#79E	30 Month*	03/03/2016		
Commercial Bank of California	Irvine, CA	13,282.73	CDARS#79E	30 Month*	03/03/2016		
Southwest Bank	Fort Worth, TX	248,500.00	CDARS#79E	30 Month*	03/03/2016		
Bank of Sacramento	Sacramento, CA	156,518.41	CDARS#80E	30 Month*	03/03/2016		
First State Bank of Forsyth	Forsyth, MT	248,500.00	CDARS#80E	30 Month*	03/03/2016		
Bank of Sacramento	Sacramento, CA	91,981.59	CDARS#81E	30 Month*	03/03/2016		
Commercial Bank of California	Irvine, CA	235,217.27	CDARS#81E	30 Month*	03/03/2016		
Independent Bank	McKinney, TX	40,160.88	CDARS#81E	30 Month*	03/03/2016		
Susquehanna Bank	Lititz, PA	37,659.68	CDARS#81E	30 Month*	03/03/2016		
First National Bank of Giddings	Giddings, TX	157,472.64	CDARS#107	52week	02/12/2015		
The Farmers & Merchants Bank	Stuttgart, AR	245,011.81	CDARS#107	52week	02/12/2015		
Customers Bank	Wyomissing, PA	244,891.54	CDARS#111	52week	03/12/2015		
Independent Bank	McKinney, TX	17,935.62	CDARS#111	52week	03/12/2015		
Security Bank	Tulsa, OK	139,460.74	CDARS#111	52week	03/12/2015		
Citizens Savings Bank & Trust	Nashville, TN	244,771.35	CDARS#113	52week	04/09/2015		
Georgia Commerce Bank	Atlanta, GA	146,259.67	CDARS#113	52week	04/09/2015		
Rock Branch Community Bank	Nitro, WV	11,060.43	CDARS#113	52week	04/09/2015		
Access National Bank	Reston, VA	244,621.18	CDARS#114	52week	05/14/2015		
River City Bank	Sacramento, CA	157,224.62	CDARS#114	52week	05/14/2015		
Community Business Bank	West Sacramento, CA	95,414.00	CDARS#115-HP	52week	05/28/2015		
Industrial Bank	Washington DC	157,148.45	CDARS#116	52week	06/11/2015		
The PrivateBank and Trust Comp	Chicago, IL	244,501.11	CDARS#116	52week	06/11/2015		
Commerce Union Bank	Springfield, TN	142,265.26	CDARS#117	52week	07/09/2015		
FirstCapital Bank of Texas, N. A.	Midland, TX	241,872.05	CDARS#117	52week	07/09/2015		
Independent Bank	McKinney, TX	17,316.09	CDARS#117	52week	07/09/2015		
CrossFirst Bank	Leawood, KS	244,321.12	CDARS#118	52week	07/23/2015		
First NBC Bank	New Orleans, LA	180,268.03	CDARS#118	52week	07/23/2015		
The Farmers & Merchants State B	Archbold, OH	133,788.45	CDARS#118	52week	07/23/2015		
United Bank	Fairfax, Va	143,983.90	CDARS#118	52week	07/23/2015		
United Bank	Fairfax, Va	100,337.22	CDARS#119-HP	52week	07/23/2015		
EagleBank	Bethesda, MD	198,645.31	CDARS#120	52week	07/30/2015		
Farm Bureau Bank FSB	Sparks, NV	241,783.01	CDARS#120	52week	07/30/2015		
John Marshall Bank	Reston, VA	241,783.01	CDARS#120	52week	07/30/2015		
Susquehanna Bank	Lititz, PA	20,064.98	CDARS#120	52week	07/30/2015		
Armstrong Bank	Muskogee, OK	98,058.90	CDARS#121	52week	08/13/2015		
East West Bank	Pasadena, CA	23,066.05	CDARS#121	52week	08/13/2015		
Mutual of Omaha Bank	Omaha, NE	241,723.66	CDARS#121	52week	08/13/2015		
The First, A Natl Banking Associat	Hattisburg, MS	38,359.51	CDARS#121	52week	08/13/2015		
Bremer Bank, National Associatio	South St. Paul, MN	241,723.66	CDARS#122	52week	08/13/2015		
East West Bank	Pasadena, CA	218,657.61	CDARS#122	52week	08/13/2015		
Western Alliance Bank	Phoenix, AZ	241,723.66	CDARS#122	52week	08/13/2015		
Alliance Bank Texas	Houston, Texas	156,900.90	CDARS#125	52week	09/10/2015		
Texas National Bank of Jacksonv	Jacksonville, TX	244,111.30	CDARS#125	52week	09/10/2015		
Alliance Bank Texas	Houston, Texas	87,210.38	CDARS#126	52week	09/10/2015		
Bank Hapoalim BM	New York, NY	126,328.36	CDARS#126	52week	09/10/2015		
Lone Star State Bank of West Tex	Lubbock, Tx	244,111.30	CDARS#126	52week	09/10/2015		
Progress Bank and Trust	Huntsville, AL	244,111.30	CDARS#126	52week	09/10/2015		
First United Bank and Trust Comp	Durant, OK	149,792.39	CDARS#127	52week	10/15/2015		
Independence Bank - Havre	Havre, MT	9,518.01	CDARS#127	52week	10/15/2015		
Kansas State Bank of Manhattan	Manhattan, KS	241,456.81	CDARS#127	52week	10/15/2015		
Crestmark Bank	Troy, MI	26,559.24	CDARS#128	52week	10/15/2015		
First United Bank and Trust Comp	Durant, OK	91,664.41	CDARS#128	52week	10/15/2015		
Mechanics & Farmers Bank	Durham, NC	241,456.81	CDARS#128	52week	10/15/2015		
TriState Capital Bank	Pittsburgh, PA	141,267.25	CDARS#128	52week	10/15/2015		
TriState Capital Bank	Pittsburgh, PA	100,188.94	CDARS#129	52week	10/15/2015		
First Community Bank	Bluefield, VA	111,561.63	CDARS#130	52week	11/05/2015		
Happy State Bank	Happy, TX	113,673.27	CDARS#130	52week	11/05/2015		
Metropolitan Bank	Crystal Springs, MS	241,367.91	CDARS#130	52week	11/05/2015		
Town North Bank, N. A.	Dallas, TX	34,161.48	CDARS#130	52week	11/05/2015		
Happy State Bank	Happy, TX	127,694.64	CDARS#131	52week	11/05/2015		
Meridian Bank	Malvern, PA	13,257.25	CDARS#132	52week	11/27/2015		
Oakstar Bank	Springfield, MO	86,856.78	CDARS#132	52week	11/27/2015		
Business First Bank	Baton Route, LA	246,022.91	CDARS#133	26week	07/16/2015		
Great Southern Bank	Reeds Springs, MO	199,636.00	CDARS#133	26week	07/16/2015		
iberiabank	Lafayette, LA	246,022.91	CDARS#133	26week	07/16/2015		
NewBridge Bank	Greensboro, NC	58,388.03	CDARS#133	26week	07/16/2015		
NewBridge Bank	Greensboro, NC	125,011.64	CDARS#134 -HP	26week	07/16/2015		
BOKF, National Association	Tulsa, OK	246,013.48	CDARS#135	26week	07/23/2015		
Central Bank Bank of St. Louis	Clayton, MO	215,082.19	CDARS#135	26week	07/23/2015		
EverBank	Jacksonville, FL	246,013.48	CDARS#135	26week	07/23/2015		
St. Louis Bank	Town and Country, MO	106,109.66	CDARS#135	26week	07/23/2015		
Texas Community Bank	Laredo, TX	246,013.48	CDARS#135	26week	07/23/2015		
The Delaware County Bank & Tru	Lewis Center, OH	190,836.20	CDARS#135	26week	07/23/2015		
Arvest Bank	Fayetteville, AR	246,513.51	CDARS#136	13week	04/23/2015		
Citizens Business Bank	Ontario, CA	246,513.51	CDARS#136	13week	04/23/2015		
Merchants Bank of Indiana	Lynn, IL	246,513.51	CDARS#136	13week	04/23/2015		
MB Financial Bank, N.A.	Chicago, IL	246,513.51	CDARS#136	13week	04/23/2015		
NewBridge Bank	Greensboro, NC	62,620.84	CDARS#136	13week	04/23/2015		
United Community Bank	Blairsville, GA	201,393.62	CDARS#136	13week	04/23/2015		
First NBC Bank	New Orleans, LA	63,849.01	CDARS#137	52week	01/21/2016		
Genesee Regional Bank	Rochester, NY	170,442.06	CDARS#137	52week	01/21/2016		
Old Line Bank	Bowie, MD	168,029.46	CDARS#137	52week	01/21/2016		

FILED FOR RECORD  
 COUNTY CLERK, WOOD COUNTY, TX  
 2015 MAR 13 AM 10:25

**WOOD COUNTY, TEXAS**  
**Supplement Investment Schedule**  
**Summary of FDIC-Insured Institutions**  
**Outside of Depository Bank**  
**01/31/2015**

Bank	Location	Balance	Reference	Term	Maturity Date	Recap By Type	Totals
Old Line Bank	Bowie, MD	75,513.24	CDARS#138 -HP	52week	01/21/2016		
Amarillo National Bank	Amarillo, TX	129,038.00	CDARS#139	13week	04/30/2015		
Glacier Bank	Kaitspell, MT	248,504.08	CDARS#139	13week	04/30/2015		
Independent Bank - McKinney	McKinney, TX	165,754.47	CDARS#139	13week	04/30/2015		
Regent Bank	Davie, FL	248,504.08	CDARS#139	13week	04/30/2015		
WesBanco Bank, Inc.	Wheeling, WV	208,215.79	CDARS#139	13week	04/30/2015		
9846 BB&T	Winston, Salem, NC	245,023.77	ICS-AP	n/a	n/a		
58479 Bank of Central Florida	Lakeland, FL	13.32	ICS-AP	n/a	n/a		
57919 ConnectOne Bank	Englewood Cliffs, NJ	245,041.62	ICS-AP	n/a	n/a		
18429 Morton Community Bank	Morton, IL	245,033.56	ICS-AP	n/a	n/a		
28866 Oriani Bank	Township of Washington	91,249.98	ICS-AP	n/a	n/a		
58415 Pacific Enterprise Bank	Irvine, CA	9.53	ICS-AP	n/a	n/a		
13425 South State Bank	Columbia, SC	20.45	ICS-AP	n/a	n/a		
5307 The First National Bank - Fox Vall	Neenah, WI	68,859.76	ICS-AP	n/a	n/a		
58479 Bank of Central Florida	Lakeland, FL	16.88	ICS-DPC	n/a	n/a		
15136 Bank of Wisconsin Dells	Wisconsin Dells, WI	15.20	ICS-DPC	n/a	n/a		
16803 Capital City Bank	Topeka, KS	245,025.50	ICS-DPC	n/a	n/a		
22769 Capstone Bank	Tuscaloosa, AL	245,032.22	ICS-DPC	n/a	n/a		
34352 City First Bank of DC, N.A.	Washington, DC	0.90	ICS-DPC	n/a	n/a		
22683 CoBiz Bank	Denver, CO	17.87	ICS-DPC	n/a	n/a		
287 Community Financial Services Ba	Benton, KY	32.22	ICS-DPC	n/a	n/a		
29839 Crossroads Bank	Wabash, IN	245,026.78	ICS-DPC	n/a	n/a		
8405 F&M Trust Co. of Chambersburg	Chambersburg, PA	245,016.62	ICS-DPC	n/a	n/a		
15059 First National Bank-Arcadia	Arcadia, LA	245,027.25	ICS-DPC	n/a	n/a		
35292 Great American Bank	Lawrence, KS	7.78	ICS-DPC	n/a	n/a		
28092 Home Federal Bank	Sioux Falls, SD	245,039.18	ICS-DPC	n/a	n/a		
14327 Horizon Bank	Waverly, NE	245,024.11	ICS-DPC	n/a	n/a		
20693 Hudson Valley Bank	Yonkers, NY	245,037.09	ICS-DPC	n/a	n/a		
3664 Illinois National Bank	Springfield, IL	245,031.72	ICS-DPC	n/a	n/a		
Oriani Bank	Township of Washington	10.74	ICS-DPC	n/a	n/a		
58415 Pacific Enterprise Bank	Irvine, CA	6.17	ICS-DPC	n/a	n/a		
58328 Seaside National Bank & Trust	Orlando, FL	21.08	ICS-DPC	n/a	n/a		
5415 Security First Bank	Lincoln, NE	245,024.61	ICS-DPC	n/a	n/a		
13425 South State Bank	Columbia, SC	13.11	ICS-DPC	n/a	n/a		
58088 SouthPoint Bank	Birmingham, AL	32.22	ICS-DPC	n/a	n/a		
20164 Sunwest Bank	Irvine, CA	1.00	ICS-DPC	n/a	n/a		
58142 The Bank of River Oaks	Houston, TX	34.90	ICS-DPC	n/a	n/a		
5307 The First National Bank - Fox Vall	Neenah, WI	17.44	ICS-DPC	n/a	n/a		
19608 The Park Bank	Madison, WI	245,041.61	ICS-DPC	n/a	n/a		
6653 The Park National Bank	Newark, OH	27.16	ICS-DPC	n/a	n/a		
1553 The Shelby County State Bank	Harlan, IA	245,040.27	ICS-DPC	n/a	n/a		
12969 The Union Bank Company	Columbus Grove, OH	245,015.78	ICS-DPC	n/a	n/a		
2711 Traditional Bank, Inc.	Mount Sterling, KY	245,040.27	ICS-DPC	n/a	n/a		
15614 West Bank	West Des Moines, IA	245,006.79	ICS-DPC	n/a	n/a		
19850 West Gate Bank	Lincoln, NE	94,475.48	ICS-DPC	n/a	n/a		
5280 Winona National Bank	Winona, MN	245,025.50	ICS-DPC	n/a	n/a		
1417 Woodlands National Bank	Hinckley, MN	1.65	ICS-DPC	n/a	n/a		
19861 Yadkin Bank	Elkin, NC	19.09	ICS-DPC	n/a	n/a		
9846 BB&T	Winston, Salem, NC	12.93	ICS-HP	n/a	n/a		
8870 Bankfirst Financial Services	Macon, MS	18.79	ICS-HP	n/a	n/a		
CoBiz Bank	Denver, CO	0.94	ICS-HP	n/a	n/a		
58415 Pacific Enterprise Bank	Irvine, CA	12.43	ICS-HP	n/a	n/a		
58328 Seaside National Bank & Trust	Orlando, FL	8.97	ICS-HP	n/a	n/a		
58088 SouthPoint Bank	Birmingham, AL	2.68	ICS-HP	n/a	n/a		
20164 Sunwest Bank	Irvine, CA	16.66	ICS-HP	n/a	n/a		
58142 The Bank of River Oaks	Houston, TX	2.29	ICS-HP	n/a	n/a		
The First National Bank - Fox Vall	Neenah, WI	176,162.72	ICS-HP	n/a	n/a		
19850 West Gate Bank	Lincoln, NE	143,438.21	ICS-HP	n/a	n/a		
19861 Yadkin Bank	Elkin, NC	1.14	ICS-HP	n/a	n/a		
58479 Bank of Central Florida	Lakeland, FL	245,009.33	ICS-PAY	n/a	n/a		
840 F&M Trust Co. of Chambersburg	Chambersburg, PA	23.28	ICS-PAY	n/a	n/a		
Oriani Bank	Township of Washington	153,754.04	ICS-PAY	n/a	n/a		
58415 Pacific Enterprise Bank	Irvine, CA	245,006.71	ICS-PAY	n/a	n/a		
58088 SouthPoint Bank	Birmingham, AL	245,005.36	ICS-PAY	n/a	n/a		
20164 Sunwest Bank	Irvine, CA	0.77	ICS-PAY	n/a	n/a		
58142 The Bank of River Oaks	Houston, TX	0.38	ICS-PAY	n/a	n/a		
5307 The First National Bank - Fox Vall	Neenah, WI	1.66	ICS-PAY	n/a	n/a		
6653 The Park National Bank	Newark, OH	245,014.33	ICS-PAY	n/a	n/a		
12969 The Union Bank Company	Columbus Grove, OH	25.83	ICS-PAY	n/a	n/a		
6784 United Bank - Parkersburg	Parkersburg, WV	245,041.61	ICS-PAY	n/a	n/a		
15614 West Bank	West Des Moines, IA	33.48	ICS-PAY	n/a	n/a		
19861 Yadkin Bank	Elkin, NC	0.45	ICS-PAY	n/a	n/a		
		<b>\$22,486,569.87</b>					
				* 30 Month is subject to placement realignment every 13 weeks			