

**WOOD COUNTY, TEXAS
COMBINED STATEMENT OF CASH ACCOUNTS ACTIVITY
FOR THE MONTH ENDING APRIL 30, 2016**

FILED
JUN - 3 2016
KELLEY PRICE
COUNTY CLERK WOOD CO., TX

FUND CODE	FUND NAME	PRIOR-MONTH		CASH BALANCE 3/31/2016	RECEIPTS	DISBURSEMENTS	TRANSFER IN/(OUT)	CASH BALANCE 4/30/2016	
		03/31/2016	RECLASSES						Net Change
BUDGETED FUNDS									
OPERATING FUNDS									
100	General	\$ 19,491,354.71	\$ 11.64	\$ 19,491,366.35	\$ 534,757.97	\$ (1,264,473.55)	\$ 13,426.46	\$ (716,289.12)	\$ 18,775,077.23
200	Road and Bridge Fund	5,471,462.75		5,471,462.75	216,116.50	(426,555.92)	(22.23)	(210,461.65)	5,261,001.10
270	Tobacco Settlement Fund	60,160.57		60,160.57	8,080.24	0.00	0.00	8,080.24	68,240.81
	Total Operating Funds	\$ 25,022,978.03	\$ 11.64	\$ 25,022,989.67	\$ 758,954.71	\$ (1,691,029.47)	\$ 13,404.23	\$ (918,670.53)	\$ 24,104,319.14
SPECIAL REVENUE FUNDS									
230	CC-Records Mgmt. & Preservation	480,387.59		480,387.59	13,163.96	(8,649.22)	0.00	4,514.74	484,902.33
231	General Records Mgmt. & Preservation	35,024.55		35,024.55	1,604.21	(1,949.51)	0.00	(345.30)	34,679.25
232	CC-Records Archive Fee	402,211.86		402,211.86	12,825.17	0.00	0.00	12,825.17	415,037.03
234	Courthouse Security	41,085.88		41,085.88	2,497.07	(95.50)	0.00	2,401.57	43,487.45
235	Hotel and Motel Tax	75,326.94	(11.64)	75,315.30	53.38	(192.24)	0.00	(138.86)	75,176.44
236	Child Welfare	1,364.50		1,364.50	281.07	0.00	0.00	281.07	1,645.57
238	Crime Victims Services	4,098.12		4,098.12	73.00	0.00	0.00	73.00	4,171.12
239	Justice Court Technology	53,414.61		53,414.61	1,031.87	(395.42)	0.00	636.45	54,051.06
240	DC-Records Mgmt. & Preservation	40,403.52		40,403.52	491.99	0.00	0.00	491.99	40,895.51
241	JP Building Security Fee	21,581.41		21,581.41	261.61	(197.00)	0.00	64.61	21,646.02
242	Elections Special	25,168.96		25,168.96	18.26	0.00	0.00	18.26	25,187.22
243	Guardianship	37,038.30		37,038.30	592.26	0.00	0.00	592.26	37,630.56
244	CC-Technology	3,941.96		3,941.96	110.93	0.00	0.00	110.93	4,052.89
245	DC-Technology	5,768.64		5,768.64	313.58	0.00	0.00	313.58	6,082.22
246	DC-Records Archive Fee	28,866.65		28,866.65	616.25	0.00	0.00	616.25	29,482.90
247	DC-CT Records Preservation	25,815.11		25,815.11	53.78	0.00	0.00	53.78	25,868.87
260	Law Library	27,880.22		27,880.22	1,880.86	(1,821.33)	0.00	59.53	27,939.75
305	Constable Forfeiture	1,925.82		1,925.82	1.36	0.00	0.00	1.36	1,927.18
	Total Special Revenue Funds	\$ 1,311,304.64	\$ (11.64)	\$ 1,311,293.00	\$ 35,870.59	\$ (13,300.22)	\$ 0.00	\$ 22,570.37	\$ 1,333,863.37
OTHER FUNDS									
250	Right of Way	809,962.15		809,962.15	609.35	0.00	0.00	609.35	810,571.50
281	Community Supervision & Corr.	367,720.77		367,720.77	24,472.43	(45,774.09)	0.00	(21,301.66)	346,419.11
290	Juvenile Probation Department	24,464.64		24,464.64	21,352.00	(20,769.61)	0.00	582.39	25,047.03
892	Historical Commission	46,703.00		46,703.00	53.67	(284.41)	0.00	(230.74)	46,472.26
	Total Other Funds	\$ 1,248,850.56	\$ -	\$ 1,248,850.56	\$ 46,487.45	\$ (66,828.11)	\$ -	\$ (20,340.66)	\$ 1,228,509.90
	TOTAL BUDGETED FUNDS	\$ 27,583,133.23	\$ -	\$ 27,583,133.23	\$ 841,312.75	\$ (1,771,157.80)	\$ 13,404.23	\$ (916,440.62)	\$ 26,686,692.41
NON-BUDGETED AND NON-COUNTY FUNDS									
880	Treasurer's State Fees	87,732.63		87,732.63	34,776.05	(109,084.23)	(13,404.23)	(87,712.41)	20.22
891	Payroll Fund	(0.00)		(0.00)	0.00	307,047.53	0.00	307,047.53	307,047.53
999	Upper Sabine Valley Waste Mgmt	733,374.06		733,374.06	45,100.41	(76,469.49)	0.00	(31,369.08)	702,004.96
	TOTAL NON-BUDGETED FUNDS	\$ 821,106.69	\$ -	\$ 821,106.69	\$ 79,876.46	\$ 121,493.81	\$ (13,404.23)	\$ 187,966.04	\$ 1,009,072.73
	TOTAL CASH IN POOLED ACCOUNTS	\$ 28,404,239.92	\$ -	\$ 28,404,239.92	\$ 921,189.21	\$ (1,649,663.99)	\$ -	\$ (728,474.78)	\$ 27,675,765.14
CASH IN BANK - POOLED CASH ACCOUNTS									
890	AP Pooled Cash	1,002,451.49		1,002,451.49	413.33	(749,787.77)	360,000.00	(389,374.44)	613,077.05
890	Payroll Pooled Cash	1,001,828.21		1,001,828.21	402.87	(897,426.22)	385,000.00	(512,023.35)	489,604.86
890	Deposits Pooled Cash	6,438,276.35		6,438,276.35	904,035.57	0.00	(126,645.97)	777,389.60	7,215,665.95
890	CD Investments 12 month Maturity	2,298,648.70		2,298,648.70	1,918.06	0.00	0.00	1,918.06	2,300,566.76
890	CD Non-Depository	736,264.70		736,264.70	730.36	0.00	0.00	730.36	736,995.06
890	CDARS Investments	16,419,765.95		16,419,765.95	13,549.76	0.00	(619,394.03)	(605,844.27)	15,813,921.68
890	TexPool Pooled Investments	501,384.52		501,384.52	139.26	0.00	0.00	139.26	501,523.78
890	Jury Pooled Cash	5,620.00	0.00	5,620.00	0.00	(2,450.00)	1,040.00	(1,410.00)	4,210.00
	TOTAL CASH IN BANK - POOLED CASH ACCOUNTS	\$ 28,404,239.92	\$ -	\$ 28,404,239.92	\$ 921,189.21	\$ (1,649,663.99)	\$ 0.00	\$ (728,474.78)	\$ 27,675,765.14
					0.00	0.00	0.00	0.00	

0.00

FUND CODE	FUND NAME	03/31/2016	RECLASSES	CASH BALANCE 3/31/2016	RECEIPTS	DISBURSEMENTS	TRANSFER IN/(OUT)	Net Change	CASH BALANCE 4/30/2016
CASH IN BANK - NON POOLED CASH ACCOUNTS - NON-BUDGE									
<u>BANKTEXAS ACCOUNTS</u>									
200	Road & Bridge CD RRC Restricted	\$ 26,177.67		\$ 26,177.67	\$ 22.23	\$ 0.00	\$ 0.00	\$ 22.23	\$ 26,199.90
401	Grant Fund	0.00		0.00	189,482.50	(187,425.00)	0.00	2,057.50	2,057.50
601	Interest & Sinking	21,923.62		21,923.62	84.83	0.00	0.00	84.83	22,008.45
895	Health Plan	392,822.33		392,822.33	197,650.15	(112,339.65)	258,080.86	343,391.36	736,213.69
895	Health Plan CD 12 month maturity	206,642.54		206,642.54	133.69	0.00	0.00	133.69	206,776.23
895	Health Plan CDARS	984,670.01		984,670.01	1,334.80	0.00	(258,080.86)	(256,746.06)	727,923.95
898	MRP/DPC Clearing	4,796.49		4,796.49	3,836.36	(3,222.39)	0.00	613.97	5,410.46
	District Clerk Clearing	38,671.55		38,671.55	25,397.30	(39,352.55)	0.00	(13,955.25)	24,716.30
	JP1 Clearing	17,071.30		17,071.30	19,889.07	(17,629.20)	0.00	2,259.87	19,331.17
	JP2 Clearing	9,999.05		9,999.05	11,824.50	(10,307.00)	0.00	1,517.50	11,516.55
	JP3 Clearing	17,699.90		17,699.90	20,537.95	(20,677.80)	0.00	(139.85)	17,560.05
	JP4 Clearing	6,889.90		6,889.90	8,379.10	(10,299.50)	0.00	(1,920.40)	4,969.50
	RV Clearing	346.00		346.00	6,034.00	(5,825.00)	0.00	209.00	555.00
	Treasurer's Credit Card	0.00		0.00	680.92	(680.92)	0.00	0.00	0.00
999	USVSWMD CD TCEQ Restricted	12,565.27	0.00	12,565.27	10.67	0.00	0.00	10.67	12,575.94
TOTAL BANKTEXAS - NON POOLED CASH ACCOUNTS		\$ 1,740,275.63	\$ -	\$ 1,740,275.63	\$ 485,298.07	\$ (407,759.01)	\$ 0.00	\$ 77,539.06	\$ 1,817,814.69
<u>TEXPOOL ACCOUNTS</u>									
601	Interest & Sinking	36,002.70		36,002.70	10.02	0.00	0.00	10.02	36,012.72
895	Health Plan	1,148.32	0.00	1,148.32	0.30	0.00	0.00	0.30	1,148.62
TOTAL TEXPOOL - NON POOLED CASH ACCOUNTS		\$ 37,151.02	\$ -	\$ 37,151.02	\$ 10.32	\$ 0.00	\$ 0.00	\$ 10.32	\$ 37,161.34
TOTAL CASH IN BANK - NON POOLED CASH ACCOUNTS		\$ 1,777,426.65	\$ -	\$ 1,777,426.65	\$ 485,308.39	\$ (407,759.01)	\$ 0.00	\$ 77,549.38	\$ 1,854,976.03
TOTAL CASH IN BANK - ALL TREASURER'S ACCOUNTS		\$ 30,181,666.57	\$ -	\$ 30,181,666.57	\$ 1,406,497.60	\$ (2,057,423.00)	\$ 0.00	\$ (650,925.40)	\$ 29,530,741.17

Miscellaneous Information

Indebtedness as of 4/30/2016: \$0.00 Certificate of Obligation: None
 RB Line of Credit-Railroad Commission \$25,000 CD Secured - Current Balance Available \$26,199

Bank Texas (including CDARS and ICS)	Cash Balance	\$ 28,255,060.99	
Non-Depository Investments	Cash Balance	736,995.06	
TexPool:	Cash Balance	538,685.12	
Total		\$ 29,530,741.17	0.00
Bank Texas Interest Income: Interest Rate .00%-0.62%		\$ 4,394.01	
Certificates of Deposit: Interest Rates Varies		2,815.01	
CDARS Interest Income		14,884.56	
TexPool Interest Income: Interest Rate 0.33%		149.58	
Total Interest Income		\$ 22,243.16	0.00

I, Becky S. Burford, County Treasurer, in and for the County of Wood, State of Texas, do hereby present the April 2016 Statement of Cash Accounts Activity, the attached Treasurer's Report of Cash Receipts and Disbursements, and the Report of Securities as true and correct statements, to the best of my knowledge, of accounts under the control of Wood County Treasurer and furthermore state that the fund balance on deposit furthermore state that the fund balances are on deposit earning interest in accordance with the Wood County Investment Policy earning interest in accordance with the Wood County Investment Policy and Wood County Depository Contract.

Presented, examined, and accepted at the regular term of Commissioners Court on this the 20th day of May 2016.

Becky S. Burford

 Becky S. Burford, Wood County Treasurer

Bryan Jeanes

 Bryan Jeanes, County Judge

Virgil Holland, Jr.

 Virgil Holland, Jr. Commissioner Precinct 1

Jerry Gaskill

 Jerry Gaskill, Commissioner Precinct 2

Roger Pate

 Roger Pate, Commissioner Precinct 3

Russell Acker


 Russell Acker, Commissioner Precinct 4

Terri Sellars

 Terri Sellars, Auditor

ATTEST: *Kelley Price*

 Kelley Price, County Clerk



**WOOD COUNTY, TEXAS
 RECAP OF FUNDS BY BANK ACCOUNTS
 FOR THE MONTH ENDING APRIL 30, 2016**

Fund	Beginning Cash Balance	M-T-D Receipts	M-T-D Disbursements	Transfers	Ending Balance	BankTexas Quitman	-----Allocation of Cash-----			Total Cash
							BankTexas CDARS	Non-Depository Banks	TexPool	
200 Road & Bridge CD Restricted	\$ 26,177.67	\$22.23	\$0.00	\$0.00	\$26,199.90	\$26,199.90	\$0.00	\$0.00	\$0.00	\$26,199.90
401 Texas Comm. Dev. Program	0.00	189,482.50	(187,425.00)	0.00	2,057.50	2,057.50	0.00	0.00	0.00	2,057.50
601 Interest and Sinking	57,926.32	94.85	0.00	0.00	58,021.17	22,008.45	0.00	0.00	36,012.72	58,021.17
890 Pooled Funds	8,949,560.57	904,991.03	(1,649,663.99)	619,394.03	8,824,281.64	8,322,757.86	0.00	0.00	501,523.78	8,824,281.64
890 Pooled CDs	19,454,679.35	16,198.18	0.00	(619,394.03)	18,851,483.50	2,300,566.76	15,813,921.68	736,995.06	0.00	18,851,483.50
895 Health Plan Fund	393,970.65	197,650.45	(112,339.65)	258,080.86	737,362.31	736,213.69	0.00	0.00	1,148.62	737,362.31
895 Health Plan CDs	1,191,312.55	1,468.49	0.00	(258,080.86)	934,700.18	206,776.23	727,923.95	0.00	0.00	934,700.18
898 MRP/DPC Clearing	4,796.49	3,836.36	(3,222.39)	0.00	5,410.46	5,410.46	0.00	0.00	0.00	5,410.46
District Clerk Clearing	38,671.55	25,397.30	(39,352.55)	0.00	24,716.30	24,716.30	0.00	0.00	0.00	24,716.30
JP1 Clearing	17,071.30	19,889.07	(17,629.20)	0.00	19,331.17	19,331.17	0.00	0.00	0.00	19,331.17
JP2 Clearing	9,999.05	11,824.50	(10,307.00)	0.00	11,516.55	11,516.55	0.00	0.00	0.00	11,516.55
JP3 Clearing	17,699.90	20,537.95	(20,677.80)	0.00	17,560.05	17,560.05	0.00	0.00	0.00	17,560.05
JP4 Clearing	6,889.90	8,379.10	(10,299.50)	0.00	4,969.50	4,969.50	0.00	0.00	0.00	4,969.50
RV Park Clearing	346.00	6,034.00	(5,825.00)	0.00	555.00	555.00	0.00	0.00	0.00	555.00
Treasurer's Credit Card	0.00	680.92	(680.92)	0.00	0.00	0.00	0.00	0.00	0.00	0.00
999 USVSWMD CD Restricted*	<u>12,565.27</u>	<u>10.67</u>	<u>0.00</u>	<u>0.00</u>	<u>12,575.94</u>	<u>12,575.94</u>	<u>0.00</u>	<u>0.00</u>	<u>0.00</u>	<u>12,575.94</u>
Grand Total	\$30,181,666.57	\$ 1,406,497.60	\$ (2,057,423.00)	\$ -	\$ 29,530,741.17	\$ 11,713,215.36	\$ 16,541,845.63	\$ 736,995.06	\$ 538,685.12	\$ 29,530,741.17

WOOD COUNTY, TEXAS
COMBINED STATEMENT OF CASH ACCOUNTS ACTIVITY
FOR THE YEAR-TO-DATE ENDING APRIL 30, 2016

FUND CODE	FUND NAME	CASH BALANCE	REVISION PRIOR-MONTH	CASH BALANCE	YEAR-TO-DATE RECEIPTS	YEAR-TO-DATE DISBURSEMENTS	TRANSFER IN/(OUT)	Net Change	CASH BALANCE
		10/1/2015	RECLASSES	10/1/2015					4/30/2016
BUDGETED FUNDS									
 OPERATING FUNDS									
100	General	\$ 14,080,624.13	\$ 20,278.41	\$ 14,100,902.54	\$ 13,065,331.46	\$ (8,321,991.00)	\$ (69,165.77)	\$ 4,674,174.69	\$ 18,775,077.23
200	Road and Bridge Fund	3,482,302.52	(31,173.86)	3,451,128.66	4,912,231.54	(3,102,206.72)	(152.38)	1,809,872.44	5,261,001.10
270	Tobacco Settlement Fund	60,160.57	0.00	60,160.57	8,080.24	0.00	0.00	8,080.24	68,240.81
	Total Operating Funds	\$ 17,623,087.22	\$ (10,895.45)	\$ 17,612,191.77	\$ 17,985,643.24	\$ (11,424,197.72)	\$ (69,318.15)	\$ 6,492,127.37	\$ 24,104,319.14
 SPECIAL REVENUE FUNDS									
230	CC-Records Mgmt. & Preservation	398,502.66	8,177.00	406,679.66	90,297.65	(12,074.98)	0.00	78,222.67	484,902.33
231	General Records Mgmt. & Preservation	35,634.61	(11.00)	35,623.61	7,380.98	(8,325.34)	0.00	(944.36)	34,679.25
232	CC-Records Archive Fee	339,337.98	(8,167.00)	331,150.98	86,386.05	(2,500.00)	0.00	83,886.05	415,037.03
234	Courthouse Security	29,917.25	0.00	29,917.25	16,365.12	(2,794.92)	0.00	13,570.20	43,487.45
235	Hotel and Motel Tax	73,939.06	(11.64)	73,927.42	43,943.97	(42,894.95)	0.00	1,249.02	75,176.44
236	Child Welfare	361.33	0.00	361.33	5,286.46	(4,002.22)	0.00	1,284.24	1,645.57
238	Crime Victims Services	4,042.61	0.00	4,042.61	128.51	0.00	0.00	128.51	4,171.12
239	Justice Court Technology	56,828.83	(1,722.28)	55,106.55	7,171.21	(8,224.70)	0.00	(1,053.49)	54,053.06
240	DC-Records Mgmt & Preservation	38,159.18	(3.00)	38,156.18	2,753.33	(14.00)	0.00	2,739.33	40,895.51
241	JP Building Security Fee	24,824.08	0.00	24,824.08	1,725.08	(4,903.14)	0.00	(3,178.06)	21,646.02
242	Elections Special	23,627.63	0.00	23,627.63	1,559.59	0.00	0.00	1,559.59	25,187.22
243	Guardianship	34,801.21	0.00	34,801.21	2,829.35	0.00	0.00	2,829.35	37,630.56
244	CC-Technology	3,594.64	0.00	3,594.64	458.25	0.00	0.00	458.25	4,052.89
245	DC-Technology	4,453.61	0.00	4,453.61	1,628.61	0.00	0.00	1,628.61	6,082.22
246	DC-Records Archive Fee	25,662.06	0.00	25,662.06	3,820.84	0.00	0.00	3,820.84	29,482.90
247	DC-CT Records Preservation	25,232.82	0.00	25,232.82	636.05	0.00	0.00	636.05	25,868.87
260	Law Library	31,508.89	0.00	31,508.89	10,324.39	(13,893.53)	0.00	(3,569.14)	27,939.75
305	Constable Forfeiture	2,134.94	0.00	2,134.94	9.29	(217.05)	0.00	(207.76)	1,927.18
	Total Special Revenue Funds	\$ 1,152,561.39	(1,757.92)	\$ 1,150,803.47	\$ 282,704.73	\$ (99,644.83)	\$ -	183,059.90	\$ 1,333,863.37
 OTHER FUNDS									
250	Right of Way	806,674.87	0.00	806,674.87	3,896.63	0.00	0.00	3,896.63	810,571.50
281	Community Supervision & Corr.	426,707.61	(75.00)	426,632.61	266,052.65	(346,266.15)	0.00	(80,213.50)	346,419.11
290	Juvenile Probation Department	(11,689.04)	12,901.20	1,212.16	192,167.00	(168,332.13)	0.00	23,834.87	25,047.03
892	Historical Commission	48,560.38	(186.14)	48,374.24	367.61	(2,289.59)	0.00	(1,921.98)	46,452.26
	Total Other Funds	\$ 1,270,273.82	\$ 12,640.06	\$ 1,282,913.88	\$ 462,483.89	\$ (516,887.87)	\$ -	(54,403.98)	\$ 1,228,509.90
	TOTAL BUDGETED FUNDS	\$ 20,045,922.43	\$ (13.31)	\$ 20,045,909.12	\$ 18,730,831.86	\$ (12,040,730.42)	\$ (69,318.15)	6,620,783.29	\$ 26,666,692.41
NON-BUDGETED AND NON-COUNTY FUNDS									
880	Treasurer's State Fees	70,028.93	13.31	70,042.24	245,883.62	(282,723.79)	(33,181.85)	(70,022.02)	20.22
891	Payroll Fund	(0.00)	0.00	(0.00)	0.00	307,047.53	0.00	307,047.53	307,047.53
999	Upper Sabine Valley Waste Mgmt	514,161.46	0.00	514,161.46	767,537.86	(579,894.34)	0.00	187,643.52	702,004.98
	TOTAL NON-BUDGETED FUNDS	\$ 584,190.39	13.31	\$ 584,203.70	\$ 1,013,421.48	\$ (555,370.80)	\$ (33,181.85)	\$ 424,669.03	\$ 1,009,072.73
	TOTAL CASH IN POOLED ACCOUNTS	\$ 20,630,112.82	\$ (0.00)	\$ 20,630,112.82	\$ 19,744,253.34	\$ (12,596,101.02)	\$ (102,500.00)	\$ 7,045,652.32	\$ 27,675,765.14
CASH IN BANK - POOLED CASH ACCOUNTS									
890	AP Pooled Cash	994,588.73	0.00	994,588.73	2,730.78	(5,679,242.46)	5,295,000.00	(381,511.68)	613,077.05
890	Payroll Pooled Cash	1,000,916.71	0.00	1,000,916.71	2,596.71	(6,903,708.56)	6,390,000.00	(511,111.85)	489,804.86
890	Deposits Pooled Cash	3,725,775.99	0.00	3,725,775.99	19,650,023.31	0.00	(16,160,133.35)	3,489,889.96	7,215,665.95
890	CD Investments 12 month Maturity	2,287,841.62	0.00	2,287,841.62	12,725.14	0.00	0.00	12,725.14	2,300,566.76
890	CD Non-Depository	488,658.36	0.00	488,658.36	2,205.70	0.00	246,131.00	248,336.70	736,995.06
890	CDARS Investments	11,626,015.80	0.00	11,626,015.80	73,293.53	0.00	4,114,612.35	4,187,905.88	15,813,921.68
890	TexPool Pooled Investments	500,845.61	0.00	500,845.61	678.17	0.00	0.00	678.17	501,523.78
890	Jury Pooled Cash	5,470.00	0.00	5,470.00	0.00	(13,150.00)	11,890.00	(1,260.00)	4,210.00
	TOTAL CASH IN BANK - POOLED CASH ACCOUNTS	\$ 20,630,112.82	\$ -	\$ 20,630,112.82	\$ 19,744,253.34	\$ (12,596,101.02)	\$ (102,500.00)	\$ 7,045,652.32	\$ 27,675,765.14

FUND CODE	FUND NAME	CASH BALANCE 10/1/2015	REVISION PRIOR-MONTH RECLASSES	CASH BALANCE 10/1/2015	RECEIPTS	DISBURSEMENTS	TRANSFER IN(OUT)	Net Change	CASH BALANCE 4/30/2016
CASH IN BANK - NON POOLED CASH ACCOUNTS - NON-BUDGETED, NON-COUNTY OR OTHER FUNDS									
BANKTEXAS ACCOUNTS									
200	Road & Bridge CD RRC Restricted	\$ 26,047.52	\$ -	\$ 26,047.52	\$ 152.38	\$ -	\$ -	152.38	\$ 26,199.90
401	Grant Fund	0.00	0.00	0.00	274,876.85	(272,819.35)	0.00	2,057.50	2,057.50
601	Interest & Sinking	21,469.13	0.00	21,469.13	539.32	0.00	0.00	539.32	22,008.45
895	Health Plan	416,474.83	0.00	416,474.83	1,461,556.77	(1,498,976.04)	357,158.13	319,738.86	736,213.69
895	Health Plan CD 12 month maturity	205,891.94	0.00	205,891.94	884.29	0.00	0.00	884.29	206,776.23
895	Health Plan CDARS	979,559.69	0.00	979,559.69	5,522.39	0.00	(257,158.13)	(251,635.74)	727,923.95
898	MRP/DPC Clearing	9,290.12	0.00	9,290.12	26,124.79	(32,504.45)	2,500.00	(3,879.66)	5,410.46
	District Clerk Clearing (Began 04/01/2016)	38,671.55	0.00	38,671.55	25,397.30	(39,352.55)	0.00	(13,955.25)	24,716.30
	JP1 Clearing	16,145.89	0.00	16,145.89	141,225.22	(138,039.94)	0.00	3,185.28	19,331.17
	JP2 Clearing	15,252.15	0.00	15,252.15	72,902.32	(76,637.92)	0.00	(3,735.60)	11,516.55
	JP3 Clearing Account	13,858.45	0.00	13,858.45	103,139.11	(99,437.51)	0.00	3,701.60	17,560.05
	JP4 Clearing Account	4,536.00	0.00	4,536.00	49,193.60	(48,760.10)	0.00	433.50	4,969.50
	RV Clearing Account	145.00	0.00	145.00	29,754.00	(29,344.00)	0.00	410.00	555.00
	Treasurer's Credit Card	0.00	0.00	0.00	5,773.20	(5,773.20)	0.00	0.00	0.00
999	USVSWMD CD TCEQ Restricted	12,502.79	0.00	12,502.79	73.15	0.00	0.00	73.15	12,575.94
	TOTAL BANKTEXAS - NON POOLED CASH ACCOUNTS	\$ 1,759,845.06	0.00	\$ 1,759,845.06	\$ 2,197,114.69	\$ (2,241,645.06)	\$ 102,500.00	\$ 57,969.63	\$ 1,817,814.69
TEXPOOL ACCOUNTS									
601	Interest & Sinking	35,963.96	0.00	35,963.96	48.76	0.00	0.00	48.76	36,012.72
895	Health Plan	1,147.23	0.00	1,147.23	1.39	0.00	0.00	1.39	1,148.62
	TOTAL TEXPOOL - NON POOLED CASH ACCOUNTS	\$ 37,111.19	0.00	\$ 37,111.19	50.15	0.00	0.00	\$ 50.15	\$ 37,161.34
	TOTAL CASH IN BANK - NON POOLED CASH ACCOUNTS	\$ 1,796,956.25	0.00	\$ 1,796,956.25	\$ 2,197,164.84	\$ (2,241,645.06)	\$ 102,500.00	\$ 58,019.78	\$ 1,854,976.03
	TOTAL CASH IN BANK - ALL TREASURER'S ACCOUNTS	\$ 22,427,069.07	\$ -	\$ 22,427,069.07	\$ 21,941,418.18	\$ (14,837,746.08)	\$ -	\$ 7,103,672.10	\$ 29,530,741.17

Miscellaneous Information

Miscellaneous Information
 Indebtedness as of 4/30/2016: \$0.00 Certificate of Obligation: None

Certificates of Obligation: None

Bank Texas:	Cash Balance	\$ 28,255,060.99
Non-Depository Investments:	Cash Balance	736,995.06
TexPool:	Cash Balance	538,685.12
Total Cash Balance:		\$ 29,530,741.17

Bank Texas Interest Income:	\$ 38,231.63
Non-Depository Interest Income	2,205.70
CDARS Interest Income	77,807.10
TexPool Interest Income:	728.32
Total Interest Income	\$ 118,972.75

I, Becky S. Burford, County Treasurer, in and for the County of Wood, State of Texas, do hereby present the April 2016 Year-to-date Statement of Cash Accounts Activity, the attached Treasurer's Report of Cash Receipts and Disbursements, and the Report of Securities as true and correct statements, to the best of my knowledge, of accounts under the control of Wood County Treasurer and furthermore state that the fund balance on deposit earning interest in accordance with the Wood County Investment Policy and Wood County Depository Contract.

Becky S. Burford, Wood County Treasurer

Presented, examined, and accepted at the regular term of Commissioners Court on this the 27th day of May 2016.

Bryan Jaques, County Judge

Vincent Holland, Commissioner Precinct 1

Jerry Gaskill, Commissioner Precinct 2


Roger Price, Commissioner Precinct 3

Russell Adkin, Commissioner Precinct 4

Teri Sellars, Auditor

ATTEST:

Kelley Price, County Clerk



**WOOD COUNTY, TEXAS
RECAP OF FUNDS BY BANK ACCOUNTS
FOR THE YEAR-TO-DATE ENDING APRIL 30, 2016**

Fund	Beginning Cash Balance	Y-T-D Receipts	Y-T-D Disbursements	Transfers	Ending Balance	BankTexas Qultman	-----Allocation of Cash-----			Total Cash
							BankTexas CDARS	Non-Depository Banks	TexPool	
200 Road & Bridge CD Restricted	\$ 26,047.52	\$ 152.38	\$ -	\$ -	\$ 26,199.90	\$ 26,199.90	\$ -	\$ -	\$ -	\$ 26,199.90
401 Texas Comm. Dev. Program	-	274,876.85	(272,819.35)	-	2,057.50	2,057.50	0.00	0.00	0.00	2,057.50
601 Interest and Sinking	57,433.09	588.08	-	-	58,021.17	22,008.45	0.00	0.00	36,012.72	58,021.17
890 Pooled Funds	6,227,597.04	19,656,028.97	(12,596,101.02)	(4,463,243.35)	8,824,281.64	8,322,757.86	0.00	0.00	501,523.78	8,824,281.64
890 Pooled CDs	14,402,515.78	88,224.37	-	4,360,743.35	18,851,483.50	2,300,566.76	15,813,921.68	736,995.06	0.00	18,851,483.50
895 Health Plan Fund	417,922.06	1,461,558.16	(1,498,976.04)	357,158.13	737,362.31	736,213.69	0.00	0.00	1,148.62	737,362.31
895 Health Plan CDs	1,185,451.63	6,406.68	-	(257,158.13)	934,700.18	206,776.23	727,923.95	0.00	0.00	934,700.18
898 Flex Savings Clearing	9,290.12	26,124.79	(32,504.45)	2,500.00	5,410.46	5,410.46	0.00	0.00	0.00	5,410.46
District Clerk Clearing	38,671.55	25,397.30	(39,352.55)	-	24,716.30	24,716.30	0.00	0.00	0.00	24,716.30
JP1 Clearing Account	16,145.89	141,225.22	(138,039.94)	-	19,331.17	19,331.17	0.00	0.00	0.00	19,331.17
JP2 Clearing Account	15,252.15	72,902.32	(76,637.92)	-	11,516.55	11,516.55	0.00	0.00	0.00	11,516.55
JP3 Clearing Account	13,858.45	103,139.11	(99,437.51)	-	17,560.05	17,560.05	0.00	0.00	0.00	17,560.05
JP4 Clearing Account	4,536.00	49,193.60	(48,760.10)	-	4,969.50	4,969.50	0.00	0.00	0.00	4,969.50
RV Park Clearing Account	145.00	29,754.00	(29,344.00)	-	555.00	555.00	0.00	0.00	0.00	555.00
Treasurer's Credit Card	-	5,773.20	(5,773.20)	-	0.00	0.00	0.00	0.00	0.00	0.00
999 USVSWMD CD Restricted*	<u>12,502.79</u>	<u>73.15</u>	<u>0.00</u>	<u>0.00</u>	<u>12,575.94</u>	<u>12,575.94</u>	<u>0.00</u>	<u>0.00</u>	<u>0.00</u>	<u>12,575.94</u>
Grand Total	<u>\$22,427,069.07</u>	<u>\$21,941,418.18</u>	<u>\$ (14,837,746.08)</u>	<u>0.00</u>	<u>\$ 29,530,741.17</u>	<u>\$ 11,713,215.36</u>	<u>\$ 16,541,845.63</u>	<u>\$ 736,995.06</u>	<u>\$ 538,685.12</u>	<u>\$ 29,530,741.17</u>

*Non-County Funds

SECURITIES PLEDGED TO WOOD COUNTY, TEXAS
Report as of April 30, 2016

ID	Pledge Date	Description	CUSIP	Maturity Date	Current Par	Market Value 31-Mar-16	Market Value 30-Apr-16
	02/02/2015	Houston Cmnty CLG	44236PEF1	2/15/19	\$140,000	\$156,943	\$156,902
	06/18/2012	Decatur, TX	243320GE2	3/1/19	150,000	159,411	159,375
	01/06/2015	Euless-CTFS	298263J88	8/15/19	50,000	54,961	55,020
	02/02/2015	Hallsville	406342AD7	8/15/19	125,000	128,456	128,789
	01/05/2015	Mequite ISD-Sch Bldg	59079594C7	8/15/19	150,000	164,095	164,289
	12/30/2014	Slidell ISD	831389EA5	8/15/19	160,000	171,997	172,419
	12/30/2014	Springtown	851830DZ9	8/15/19	165,000	170,173	170,752
	02/07/2013	Waco TX ISD	929845RP2	8/15/19	145,000	155,469	155,858
	12/30/2014	Celina-CTFS OBLG	151141MF2	9/1/19	65,000	68,992	69,124
	12/30/2014	Mineola, TX	602771JG3	9/1/19	165,000	182,794	183,127
	02/07/2013	Hewitt TX	428230NN2	11/1/19	110,000	115,661	115,932
	02/07/2013	Anahuac TX ISD	032645CZ4	2/15/20	100,000	112,957	113,265
	02/07/2013	Angelina Cnty TX	034717KW7	2/15/20	155,000	159,013	159,737
	02/07/2013	Arlington TX ISD	041826XC7	2/15/20	100,000	109,030	108,966
	12/30/2014	Diboll CTFS OBLIGA	252867KU9	2/15/20	80,000	82,966	83,323
	02/07/2013	Ector TX ISD	279272CQ9	2/15/20	110,000	118,071	118,555
	02/07/2013	Jasper TX ISD	471844HP8	2/15/20	105,000	117,548	117,933
	12/30/2014	Ennis CTFS OBLIG	293425VN1	8/1/20	100,000	107,141	107,617
	02/01/2013	Sanger TX	800876DH4	8/1/20	100,000	107,871	108,219
	01/05/2015	Beeville-CTFS	077131JG6	8/15/20	70,000	72,125	72,559
	02/06/2013	Keller TX	487684U91	8/15/20	140,000	144,507	144,515
	02/01/2013	Lone Oak TX ISD	542218GA4	8/15/20	195,000	202,619	203,808
	12/31/2014	SPR ISD Schoolhouse TX	85000OP79	8/15/20	100,000	109,654	109,391
	12/31/2014	Sulphur Springs-Ref TX	865525QZ5	9/1/20	180,000	183,728	184,730
	12/31/2014	Upton CO-Ref TX	916813AY4	2/1/21	100,000	104,738	105,427
	12/31/2014	Arlington ISD Bldg	041826XP8	2/5/21	150,000	167,376	167,812
	12/31/2014	El Campo ISD	282783FP9	2/15/21	175,000	188,881	189,775
	02/06/2013	Jasper TX ISD	471844HQ6	2/15/21	105,000	120,705	121,157
	02/09/2013	Ferris TX	31569CT3	3/1/21	105,000	113,759	113,865
	12/31/2014	Caldwell Cnty	129006FH0	8/1/21	60,000	64,406	64,635
	12/31/2014	Round Rock Util Sys	779244BY7	8/1/21	100,000	109,832	109,811
	12/31/2014	Beeville-CTFS	077131JH4	8/15/21	70,000	74,055	74,506
	12/31/2014	Krum TX	501080DZ5	8/15/21	100,000	114,399	114,957
	12/31/2014	Celina-CTFS OBLG	151141MH8	9/1/21	70,000	75,778	76,323
	02/07/2013	West Univ Place TX	958398QW4	2/1/22	100,000	111,321	111,764
	02/07/2013	Jasper TX ISD	471844HR4	2/15/22	110,000	129,662	130,024
	02/07/2013	Ferris TX	315669CU0	3/1/22	110,000	119,010	119,158
	12/31/2014	Lake Jackson Wtr/SWR	510066NW9	4/15/23	100,000	106,025	107,195
	08/03/2015	N Tex Wtr Incrcpt	662842JD6	6/1/23	200,000	218,048	218,354
	08/03/2015	Nursery ISD SC	67058DBK6	8/15/23	160,000	176,245	177,682
	12/31/2014	Washington Jr. Clg	938688TG3	10/1/23	100,000	111,716	112,872
	11/05/2015	FNMA 10YR	31418A6V5	2/1/24	1,993,026	2,009,753	1,975,480
	12/31/2014	Watauga-CTFS	941097PA9	2/1/24	100,000	104,755	106,644
	12/31/2014	Belton ISD	081077WG0	2/15/24	100,000	105,988	106,430
		NE TX Cmnty Clg	6643788EE5	4/1/24	175,000	194,623	196,649
	12/31/2014	Hallsville-CTFS	406342AJ4	8/15/24	135,000	141,406	143,772
	12/31/2014	Lago Vista ISD	507075KC2	8/15/24	135,000	148,146	149,207
	12/31/2014	TX Tech	88276RCC4	8/1/25	105,000	111,893	113,034
	12/31/2014	Beeville-CTFS	077131JM3	8/15/25	155,000	173,434	176,156
	12/31/2014	Watauga-CTFS	941097PE1	2/1/28	105,000	111,933	113,646
	12/30/2015	FHLMC	3128MDY31	3/1/29	2,265,534	2,389,432	2,321,886
	10/01/2029	FNMA	3138ENQD4	10/1/29	1,983,652	2,088,437	2,062,544
	01/08/2016	FNMA 20YR	31416W5Z1	11/1/30	603,518	639,738	628,153
	01/08/2016	FNMA 20YR	31416W5Z1	11/1/30	1,360,742	1,442,406	1,416,285
					\$14,091,472	\$14,924,082	\$14,789,408
					35,600	(222,856)	0


Total BankTexas Account Balances as of report date: \$ 5,712,977 \$ 5,770,570

261.23% 256.29%

NOTE: FDIC insurance coverage is in addition to listed securities.

WOOD COUNTY, TEXAS
INVESTMENT ACTIVITY FOR APRIL 30, 2016

04/30/2016												
CD ID	Description	Bank	Acct	Maturity Date	Original Principal	Prior Balance			Current Balance	This Month's	Accumulated	
						03/31/2016	Purchases/Deposits	Interest Credited				Withdrawals
16	*7485 DPC 12 MONTH	BT	DPC	11/10/2016	\$ 500,000.00	\$ 515,392.41		\$ 437.73	\$ 515,830.14	\$ 310.91	\$ 310.91	
17	*7507 DPC 12 MONTH	BT	DPC	11/10/2016	250,000.00	257,696.22		218.87	257,915.09	155.45	155.45	
18	*7523 HP 12 MONTH	BT	HP	11/10/2016	75,000.00	77,308.80		65.66	77,374.46	46.63	46.63	
58	*182 DPC 365 DAY	CNB	DPC	10/15/2016	124,200.00	124,372.18		170.54	124,542.72	31.90	31.90	
59	*183 DPC 365 DAY	CNB	DPC	10/15/2016	124,200.00	124,372.18		170.54	124,542.72	31.90	31.90	
60	*884 DPC 365 DAY	FNBW	DPC	10/16/2016	117,500.00	120,010.17		194.64	120,204.81	34.25	34.25	
61	*885 DPC 365 DAY	FNBW	DPC	10/16/2016	117,500.00	120,010.17		194.64	120,204.81	34.25	34.25	
68K	CDARS 30 Month	BT*	DPC	04/20/2016	600,000.00	617,312.85		2,081.18	0.00	0.00	0.00	
69K	CDARS HP 30 Month	BT*	HP	04/20/2016	250,000.00	257,213.71		867.15	0.00	0.00	0.00	
									(619,394.03)			
									(258,080.86)			
96	*4149 365 DAY	BT	DPC	12/31/2016	500,000.00	507,191.19		266.80	507,457.99	17.79	17.79	
97	*4160 365 DAY	BT	HP	12/31/2016	127,500.00	129,333.74		68.03	129,401.77	4.53	4.53	
123	CD 24 month	BT	DPC	08/13/2016	500,000.00	509,184.44		497.33	509,681.77	305.11	305.11	
124	CD 24 month	BT	DPC	08/13/2016	500,000.00	509,184.44		497.33	509,681.77	305.11	305.11	
143	CDARS 104 Week	BT	DPC	02/09/2017	402,250.00	407,531.22		385.38	407,916.60	0.00	0.00	
146	CDARS 104 Week	BT	DPC	04/13/2017	402,251.00	406,724.10		384.62	407,108.72	0.00	0.00	
147	CDARS 52 Week	BT	DPC	05/12/2016	402,503.00	404,789.02		212.99	405,002.01	0.00	0.00	
148	CDARS 52 Week	BT	HP	05/12/2016	105,000.00	105,596.34		55.56	105,651.90	0.00	0.00	
149	CDARS 104 Week	BT	DPC	06/01/2017	402,252.00	406,097.66		384.02	406,481.68	0.00	0.00	
150	CDARS 52 Week	BT	HP	06/02/2016	106,000.00	106,562.78		56.07	106,618.85	0.00	0.00	
151	CDARS 52 Week	BT	DPC	07/07/2016	402,504.00	404,392.73		212.77	404,605.50	0.00	0.00	
152	CDARS 52 Week	BT	HP	07/28/2016	107,000.00	107,462.52		56.54	107,519.06	0.00	0.00	
153	CDARS 52 Week	BT	DPC	08/04/2016	705,001.00	707,961.56		372.50	708,334.06	0.00	0.00	
154	CDARS 104 Week	BT	DPC	08/03/2017	705,002.00	710,330.74		671.72	711,002.46	0.00	0.00	
155	CDARS 52 Week	BT	DPC	08/11/2016	705,003.00	707,876.69		372.45	708,249.14	0.00	0.00	
156	CDARS 104 Week	BT	DPC	08/10/2017	402,505.00	405,432.12		380.05	405,812.17	0.00	0.00	
157	CDARS 52 Week	BT	DPC	08/18/2016	705,004.00	707,790.78		372.42	708,163.20	0.00	0.00	
158	CDARS 52 Week	BT	DPC	09/01/2016	705,005.00	707,618.08		372.32	707,990.40	0.00	0.00	
159	CDARS 52 Week	BT	DPC	09/08/2016	402,506.00	403,948.29		212.54	404,160.83	0.00	0.00	
160	CDARS 52 Week	BT	DPC	09/08/2016	705,006.00	705,006.00		0.00	705,006.00	372.27	2,598.50	
161	CDARS 52 Week	BT	DPC	10/13/2016	505,000.00	506,498.66		266.49	506,765.15	0.00	0.00	
162	CDARS 104 Week	BT	DPC	10/12/2017	402,507.00	404,637.17		379.31	405,016.48	0.00	0.00	
163	CDARS 104 Week	BT	HP	10/19/2017	101,000.00	101,512.32		95.16	101,607.48	0.00	0.00	
164	CDARS 52 Week	BT	DPC	10/20/2016	505,001.00	506,437.48		266.46	506,703.94	0.00	0.00	
165	CDARS 52 Week	BT	DPC	11/03/2016	505,002.00	506,314.16		266.39	506,580.55	0.00	0.00	
166	CDARS 52 Week	BT	HP	11/03/2016	128,500.00	128,833.91		67.78	128,901.69	0.00	0.00	
167A	CDARS 30 Month	BT	DPC	05/24/2018	515,000.00	516,918.47		497.33	517,415.80	0.00	0.00	
168	CDARS 104 Week	BT	HP	11/24/2017	101,001.00	101,350.26		83.33	101,433.59	0.00	0.00	
168A	CDARS 13 Month	BT	DPC	02/09/2017	600,000.00	601,090.85		420.10	601,510.95	0.00	0.00	
169	CDARS 104 Week	BT	HP	02/09/2017	76,000.00	76,138.17		53.21	76,191.38	0.00	0.00	
170	CDARS 104 Week	BT	DPC	01/11/2018	405,500.00	406,367.46		334.13	406,701.59	0.00	0.00	
171A	CDARS 30 Month	BT	DPC	07/19/2018	620,000.00	621,630.24		679.89	622,310.13	0.00	0.00	
172A	CDARS 30 Month	BT	DPC	07/19/2018	260,000.00	260,683.64		285.11	260,968.75	0.00	0.00	
173A	CDARS 30 Month	BT	DPC	07/26/2018	415,000.00	415,983.50		459.77	416,443.27	0.00	0.00	
174A	CDARS 30 Month	BT	DPC	07/26/2018	415,001.00	415,984.49		459.76	416,444.25	0.00	0.00	
175A	CDARS 30 Month	BT	DPC	07/26/2018	415,002.00	415,985.50		459.77	416,445.27	0.00	0.00	
176	CDARS 13 Month	BT	DPC	03/02/2017	600,001.00	600,797.97		419.88	601,217.85	0.00	0.00	
176A	CDARS 13 Month	BT	DPC	03/23/2017	710,001.00	710,596.48		496.63	711,093.11	0.00	0.00	
177	CDARS 13 Month	BT	DPC	03/23/2017	710,001.00	710,596.48		496.62	711,093.10	0.00	0.00	
178	CDARS 13 Month	BT	DPC	03/23/2017	710,004.00	710,599.48		496.62	711,096.10	0.00	0.00	
179	CDARS 30 Month	BT	DPC	09/06/2018	405,502.00	405,832.08		450.54	406,282.62	0.00	0.00	
180	*249 DPC 182 DAY	PROS	DPC	09/04/2016	247,500.00	247,500.00		0.00	247,500.00	94.33	179.53	
Restricted	RB CD *1703 RRC	BT*	DPC	03/26/2017	25,000.00	26,177.67		22.23	26,199.90	2.86	2.86	
Restricted	USV CD *1639 TCEQ	BT*	DPC	03/25/2017	12,000.00	12,565.27		10.67	12,575.94	1.14	1.14	
Total CDs					\$20,540,215.00	\$ 20,684,734.84	\$ -	\$ 17,699.57	\$ (877,474.89)	\$ 19,824,959.52	\$ 1,748.43	\$ 4,059.86
TEXPOOL					WAM			310				
	Deposit Pooled Cash	TxP	DPC			\$ 501,384.52	\$ -	\$ 139.26	\$ -	\$ 501,523.78	n/a	n/a
	Interest & Sinking	TxP	I&S			36,002.70	0.00	10.02	0.00	36,012.72	n/a	n/a
	Health Plan	TxP	HP			1,148.32	0.00	0.30	0.00	1,148.62	n/a	n/a
	Total Pools					\$ 538,535.54	\$ -	\$ 149.58	\$ -	\$ 538,685.12		
Insured Cash Sweeps Accounts												
	Deposit Pooled Cash	BT*		Daily	n/a	\$ 5,808,293.77	\$ 897,029.79	\$ 2,910.15	\$ (744,585.00)	\$ 5,963,648.71	n/a	n/a
	Accounts Payable Cash	BT*		Daily	n/a	961,419.01	325,546.41	413.33	(633,973.72)	653,405.03	n/a	n/a
	Payroll Cash	BT*		Daily	n/a	1,008,931.89	385,000.00	402.87	(903,041.00)	491,293.76	n/a	n/a
	Health Plan	BT*		Daily	n/a	373,044.69	192,200.98	199.63	(74,587.71)	490,857.59	n/a	n/a
	Total Sweeps					\$ 8,151,689.36	\$ 1,799,777.18	\$ 3,925.98	\$ (2,356,187.43)	\$ 7,599,205.09		
Total Investments						\$ 29,374,959.74	\$ 1,799,777.18	\$ 21,775.13	\$ (3,233,662.32)	\$ 27,962,849.73	\$ 1,748.43	\$ 4,059.86
				Total WAM days	302							

				Investments By Type		
				BT - Traditional CD	\$ 2,507,342.99	8.97%
				BT - CDARS	16,541,845.63	59.16%
				Non-Depository CD	736,995.06	2.64%
				BT-Restricted CD	38,775.84	0.14%
				BT-ICS *	7,599,205.09	27.18%
				Pools	538,685.12	1.93%
				Total	\$ 27,962,849.73	100.00%
					0.00	
				* Does not include in-transit items which can be either positive or negative.		
Note	BT* - BankTexas is the county's placement bank for both CDARS and ICS accounts into other FDIC covered banks. For bank details use Supplement Investment Schedule.					
I hereby submit the above report in addition to attached Supplement Investment Schedule as the written report of investment transactions for all invested funds held by Wood County Treasurer for period shown above and certify that these investments are in compliance with the local investment policy and Public Funds Investment Act.						
						
Becky S. Burford, Wood County Treasurer Wood County Investment Officer						

WOOD COUNTY, TEXAS
Supplement Investment Schedule
Summary of FDIC-Insured Institutions
Outside of Depository Bank
04/30/2016

Bank	Location	Balance	Reference	Recap By Type	Totals
City National Bank	Quitman, TX	\$ 249,085.44	CD 58 & 59	Local CD	\$ 736,995.06
First National Bank-Winnsboro, T	Winnsboro, TX	240,409.62	CD 60 & 61	Insured Cash Sweep	7,599,205.09
Prosperity Bank	Winnsboro, TX	247,500.00	CD	CDARS	16,541,845.63
Bangor Savings Bank	Bangor, NE	243,380.93	CDARS#143		24,878,045.78
EagleBank	Bethesda, MD	42,589.64	CDARS#143		0.00
First National Bank of Michigan	Kalamazoo, MI	121,946.03	CDARS#143		24,878,045.78
Bank of the West	San Francisco, CA	128,106.73	CDARS#146		
Iberiabank	Lafayette, LA	38,633.86	CDARS#146		
Singature Bank	New York, NY	240,368.13	CDARS#146		
Avenue Bank	Nashville, TN	245,011.81	CDARS#147		
Oakstar Bank	Springfield, MO	49,547.89	CDARS#147		
Transportation Alliance Bank, Inc.	Ogden, UT	110,442.31	CDARS#147		
Oakstar Bank	Springfield, MO	105,651.90	CDARS#148 -HP		
Bank of Blue Valley	Overland Park, KS	163,958.08	CDARS#149		
The Citizens National Bank of Blu	Bluffton, OH	242,523.60	CDARS#149		
Paragon Commerical Bank	Raleigh, NC	106,618.85	CDARS#150 -HP		
Citizens Savings Bank and Trust C	Nashville, TN	162,347.22	CDARS#151		
FirstCapital Bank of Texas, N. A.	Midland, TX	242,258.28	CDARS#151		
EverBank	Jacksonville, FL	107,519.06	CDARS#152 - HP		
Bank of America, N.A.	Charlotte, NC	244,651.20	CDARS#153		
Eclipse Bank, Inc.	Louisville, KY	192,475.41	CDARS#153		
Genesee Regional Bank	Rochester, NY	73,433.36	CDARS#153		
LegacyTexas Bank	Plano, TX	197,774.09	CDARS#153		
Capital Bank	Miami, FL	239,521.43	CDARS#154		
EverBank	Jacksonville, FL	52,589.47	CDARS#154		
MB Financial Bank, N.A.	Chicago, IL	239,521.43	CDARS#154		
The Union Bank Company	Columbus Grove, WI	179,370.13	CDARS#154		
Access National Bank	Reston, VA	244,621.18	CDARS#155		
Independent Bank - McKinney	McKinney, TX	244,621.18	CDARS#155		
Union State Bank	Florence, TX	219,006.78	CDARS#155		
Iberiabank	Lafayette, LA	166,360.76	CDARS#156		
Merrick Bank	South Jordan, UT	239,451.41	CDARS#156		
Crestmark Bank	Troy, MI	82,826.38	CDARS#157		
Independence Bank - Havre	Havre, MT	207,817.70	CDARS#157		
LegacyTexas Bank	Plano, TX	232,537.37	CDARS#157		
Paragon Commerical Bank	Raleigh, NC	46,865.61	CDARS#157		
Dallas Capital Bank	Dallas, TX	138,116.14	CDARS#157		
CapStar Bank	Nashville, TN	244,531.12	CDARS#158		
Crestmark Bank	Troy, MI	132,593.22	CDARS#158		
EagleBank	Bethesda, MD	198,840.46	CDARS#158		
Mutual of Omaha Bank	Omaha, NE	132,025.60	CDARS#158		
Carolina Bank	Greensboro, NC	247,011.39	CDARS#159		
First National Bank of North Arkan	Berryville, AR	157,149.44	CDARS#159		
First National Bank of North Arkan	Berryville, AR	89,494.00	CDARS#160		
Mutual of Omaha Bank	Omaha, NE	112,031.11	CDARS#160		
Pinnacle Bank	Lincoln, NE	11,480.89	CDARS#160		
Progress Bank	Huntsville, AL	246,000.00	CDARS#160		
The PrivateBank and Trust Comp	Chicago, IL	246,000.00	CDARS#160		
Cedars Rapids Bank & Trust Com	Cedars Rapid, IA	241,842.38	CDARS#161		
Independence Bank - Havre	Havre, MT	9,533.20	CDARS#161		
Mechanics & Farmers Bank	Durham, NC	241,842.38	CDARS#161		
TriState Capital Bank	Pittsburgh, PA	13,547.19	CDARS#161		
Crestmark Bank	Troy, MI	25,668.05	CDARS#162		
First Bank of Berne	Bern, IN	137,852.12	CDARS#162		
WestBanco Bank, Inc.	Wheeling, WV	241,496.31	CDARS#162		
First Community Bank	Batesville, AK	101,607.48	CDARS#163		
Cardinal Bank	McLean, VA	34,115.65	CDARS#164		
John Marshall Bank	Reston, VA	244,321.11	CDARS#164		
Tri-State Capital Bank	Pittsburg, PA	228,267.18	CDARS#164		
Bank Hapoalim, B.M.	New York, NY	184,605.28	CDARS#165		
BB&T	Winston, Salem, NC	241,753.33	CDARS#165		
Dallas Capital Bank	Dallas, TX	34,216.03	CDARS#165		
SpiritBank	Tulsa, OK	46,005.91	CDARS#165		
Bank Hapoalim, B.M.	New York, NY	57,148.06	CDARS#166		
East West Bank	Pasadena, CA	71,753.63	CDARS#166		
American State Bank & Trust Cor	Great Bend, KS	249,026.28	CDARS#167A		
First Security Bank	Mackinaw, IL	249,026.28	CDARS#167A		
Gorham Savings Bank	Gorham, ME	19,363.24	CDARS#167A		
Morris Bank	Dublin, GA	101,433.59	CDARS#168		
Cardinal Bank	McLean, VA	22,611.12	CDARS#168A		
Select Bank & Trust Co.	Dunn, NC	244,113.19	CDARS#168A		
The Freedom Bank of Virginia	Vienna, VA	90,673.45	CDARS#168A		
United Bank	Fairfax, VA	244,113.19	CDARS#168A		
The Freedom Bank of Virginia	Vienna, VA	76,191.38	CDARS#169 - HP		
Bank of Blue Valley	Overland Park, KS	50,148.16	CDARS#170		
Business First Bank	Baton Rouge, LA	41,605.37	CDARS#170		
Landmark Bank, National Associa	Columbia, MO	214,132.65	CDARS#170		
WashingtonFirst Bank	Reston, VA	100,815.41	CDARS#170		
First NBC Bank	New Orleans, LA	67,361.62	CDARS#171A		
Landmark Commnity Bank	Collierville, TN	247,087.31	CDARS#171A		
Monarch Bank	Chesapeake, VA	74,655.34	CDARS#171A		
The Bank of Fayette County	Piperton, TN	233,205.88	CDARS#171A		
First Dakota Nation Bank	Yankston, SD	247,087.31	CDARS#172A		
The Bank of Fayette County	Piperton, TN	13,881.44	CDARS#172A		
Gorham Savings Bank	Gorham, ME	152,862.19	CDARS#173A		
Regent Bank	Davie, FL	248,526.35	CDARS#173A		
The First, A Natl Banking Associa	Damariscotta, ME	15,054.73	CDARS#173A		
Allegiance Bank	Houston, TX	248,526.35	CDARS#174A		
Landmark Bank, National Associa	Columbia, MO	24,002.54	CDARS#174A		
Western Alliance Bank	Phoenix, AZ	143,915.36	CDARS#174A		
EverBank	Jacksonville, FL	78,362.66	CDARS#175A		
The First, A Natl Banking Associa	Damariscotta, ME	233,471.62	CDARS#175A		

WOOD COUNTY, TEXAS
Supplement Investment Schedule
Summary of FDIC-Insured Institutions
Outside of Depository Bank

04/30/2016

Bank	Location	Balance	Reference	Recap By Type	Totals
Western Alliance Bank	Phoenix, AZ	104,610.99	CDARS#175A		
First National Bank of Oklahoma	Oklahoma City,	48,454.44	CDARS#176		
First NBC Bank	New Orleans, LA	174,014.38	CDARS#176		
Lincoln Savings Bank	Cedar Falls, IA	241,488.76	CDARS#176		
WashingtonFirst Bank	Reston, VA	137,260.27	CDARS#176		
Armstrong Bank	Muskogee, OK	68,981.40	CDARS#176A		
CrossFirst Bank	Leawood, KS	7,540.25	CDARS#176A		
First National Bank of Oklahoma	Oklahoma City,	192,939.95	CDARS#176A		
First Natl Bank & Tr Co of Vinita	Vinita, OK	197,756.97	CDARS#176A		
The State Bank and Trust Company	Defiance, OH	243,874.54	CDARS#176A		
Bay Commercial Bank	Walnut Creek, CA	243,874.54	CDARS#177		
Business First Bank	Baton Rouge, LA	196,319.07	CDARS#177		
Pinnacle Bank	Omaha, NE	1,488.73	CDARS#177		
Progressive Bank	Monroe, LA	243,874.54	CDARS#177		
Union State Bank	Florence, TX	25,536.22	CDARS#177		
CrossFirst Bank	Leawood, KS	236,334.30	CDARS#178		
Meridian Bank	Malvern, PA	243,874.54	CDARS#178		
Pinnacle Bank	Omaha, NE	230,887.26	CDARS#178		
Northern Bank & Trust Company	Woburn, MA	144,660.09	CDARS#179*		
S&T Bank	Indiana, PA	12,644.15	CDARS#179*		
The Bryn Mawr Trust Company	Bryn Mawr, PA	246,978.38	CDARS#179*		
12923 Bremer Bank, National Association	South St. Paul, MN	0.00	ICS-AP		
4999 Cadence Bank, N.A.	Birmingham, AL	245,118.83	ICS-AP		
58663 California Republic Bank	Irvine, CA	1.17	ICS-AP		
11241 Centennial Bank	Conway, AR	245,109.29	ICS-AP		
12874 Katahdin Trust Company	Patten ME	16.13	ICS-AP		
18618 Manufacturers Bank	Los Angeles, CA	163,098.96	ICS-AP		
18429 Morton Community Bank	Morton, IL	60.65	ICS-AP		
19506 Bank of Springfield	Springfield, IL	245,118.83	ICS-DPC		
110 Bank of Ozarks	Little Rock, AR	0.01	ICS-DPC		
57368 Bankwell Bank	New Canaan, CT	183,537.48	ICS-DPC		
58663 California Republic Bank	Irvine, CA	300.98	ICS-DPC		
11241 Centennial Bank	Conway, AR	8.75	ICS-DPC		
12854 Centier Bank	Merrillville, IN	73.25	ICS-DPC		
20954 Citizen National Bank	Sevierville, TN	245,118.83	ICS-DPC		
22683 CoBiz Bank	Denver, CO	245,118.83	ICS-DPC		
6271 Community National Bank	Newport, VT	245,118.83	ICS-DPC		
8405 F&M Trust Co. of Chambersburg	Chambersburg, PA	245,118.83	ICS-DPC		
15059 First National Bank-Arcadia	Arcadia, LA	245,112.07	ICS-DPC		
4857 First United Bank & Trust	Oakland, MD	245,118.83	ICS-DPC		
28670 Guaranty Bank	Springfield, MO	245,118.83	ICS-DPC		
14073 Hilldale County National Bank	Hilldale, MI	245,078.61	ICS-DPC		
28094 Home Bank, N.A.	Lafayette, LA	245,118.83	ICS-DPC		
14913 Lapeer County B&T Co.	Lapeer, MI	245,118.83	ICS-DPC		
18618 Manufacturers Bank	Los Angeles, CA	82,013.64	ICS-DPC		
18013 Mascoma Savings Bank	Lebanon, NH	245,118.83	ICS-DPC		
22346 Metropolitan Bank	Crystal Springs, NC	245,118.83	ICS-DPC		
1058 Midwest BankCentre	St. Louis, MO	245,118.83	ICS-DPC		
18429 Morton Community Bank	Morton, IL	245,034.23	ICS-DPC		
58415 Pacific Enterprise Bank	Irvine, CA	245,118.83	ICS-DPC		
35583 Pinnacle Bank	Nashville, TN	43.58	ICS-DPC		
30284 Pulaski Bank	St. Louis, MO	245,118.83	ICS-DPC		
28332 Southern Bank	Poplar Bluff, MO	245,118.83	ICS-DPC		
4255 The Camden National Bank	Camden, NE	245,118.83	ICS-DPC		
19608 The Park Bank	Madison, WI	245,105.91	ICS-DPC		
12010 The Provident Bank	Jersey City, NJ	59,996.34	ICS-DPC		
2711 Traditional Bank, Inc.	Mount Sterling, KY	245,118.83	ICS-DPC		
57825 Truxton Trust Company	Nashville, TN	102.99	ICS-DPC		
10608 Unico Bank	Mineral Point, MO	0.20	ICS-DPC		
13421 Union Bank & Trust	Lincoln, NE	245,118.83	ICS-DPC		
19850 West Gate Bank	Lincoln, NE	245,101.73	ICS-DPC		
57368 Bankwell Bank	New Canaan, CT	61,578.38	ICS-HP		
58663 California Republic Bank	Irvine, CA	7.00	ICS-HP		
12854 Centier Bank	Merrillville, IN	245,041.18	ICS-HP		
12874 Katahdin Trust Company	Patten, ME	51.93	ICS-HP		
18429 Morton Community Bank	Morton, IL	11.96	ICS-HP		
35583 Pinnacle Bank	Nashville, TN	1.87	ICS-HP		
12010 The Provident Bank	Jersey City, NJ	184,165.27	ICS-HP		
110 Bank of the Ozarks	Little Rock, AR	245,118.82	ICS-PAY		
58663 California Republic Bank	Irvine, CA	77.32	ICS-PAY		
12874 Katahdin Trust Company	Patten, ME	12.37	ICS-PAY		
18429 Morton Community Bank	Morton, IL	10.39	ICS-PAY		
6653 The Park National Bank	Newark, OH	245,118.83	ICS-PAY		
12010 The Provident Bank	Jersey City, NJ	956.03	ICS-PAY		
		\$24,878,045.78			