

**WOOD COUNTY, TEXAS
COMBINED STATEMENT OF CASH ACCOUNTS ACTIVITY
FOR THE MONTH ENDING AUGUST 31, 2016**

FILED FOR RECORD
2016 OCT 21 AM 10:34
COUNTY CLERK, WOOD CO TX

FUND CODE	FUND NAME	PRIOR-MONTH		CASH BALANCE 7/31/2016	RECEIPTS	DISBURSEMENTS	TRANSFER IN/(OUT)	Net Change	CASH BALANCE 8/31/2016
		07/31/2016	RECLASSES						
BUDGETED FUNDS									
OPERATING FUNDS									
100	General	\$ 17,560,117.70	\$ 29.76	\$ 17,560,147.46	\$ 429,673.13	\$ (1,041,057.57)	\$ 28,026.46	\$ (583,357.98)	\$ 16,976,798.98
200	Road and Bridge Fund	4,599,637.33		4,599,637.33	122,422.21	(352,725.88)	(20,522.31)	(250,825.96)	4,348,811.35
270	Tobacco Settlement Fund	68,240.81		68,240.81	0.00	0.00	0.00	0.00	68,240.81
	Total Operating Funds	\$ 22,227,995.84	\$ 29.76	\$ 22,228,025.60	\$ 552,095.34	\$ (1,393,783.45)	\$ 7,504.15	\$ (834,183.96)	\$ 21,393,841.64
SPECIAL REVENUE FUNDS									
230	CC-Records Mgmt. & Preservation	484,957.67		464,957.67	9,276.53	(638.70)	0.00	8,637.83	493,595.50
231	General Records Mgmt. & Preservation	30,671.14		30,671.14	1,035.84	(2,671.58)	0.00	(1,635.74)	29,035.40
232	CC-Records Archive Fee	449,708.91		449,708.91	8,968.11	0.00	0.00	8,968.11	458,677.02
234	Courthouse Security	50,397.76		50,397.76	2,279.93	0.00	0.00	2,279.93	52,677.69
235	Hotel and Motel Tax	62,150.09	(29.76)	62,120.33	34,450.22	(1,085.30)	(13.15)	33,351.77	95,472.10
236	Child Welfare	1,904.33	25.22	1,929.55	81.29	0.00	0.00	81.29	2,010.84
238	Crime Victims Services	4,209.60	(25.22)	4,184.38	32.78	0.00	0.00	32.78	4,217.16
239	Justice Count Technology	56,083.27		56,083.27	1,377.84	(809.99)	0.00	567.85	56,651.12
240	DC-Records Mgmt & Preservation	42,039.40		42,039.40	294.26	0.00	0.00	294.26	42,333.66
241	JP Building Security Fee	22,502.72		22,502.72	348.61	(32.00)	0.00	316.61	22,819.33
242	Elections Special	31,461.94		31,461.94	855.43	0.00	0.00	855.43	32,317.37
243	Guardianship	38,888.07		38,888.07	546.08	0.00	0.00	546.08	39,434.15
244	CC-Technology	4,167.27		4,167.27	60.79	0.00	0.00	60.79	4,228.06
245	DC-Technology	6,728.10		6,728.10	170.06	0.00	0.00	170.06	6,898.16
246	DC-Records Archive Fee	31,311.15		31,311.15	465.95	0.00	0.00	465.95	31,777.10
247	DC-CT Records Preservation	26,031.35		26,031.35	77.28	0.00	0.00	77.28	26,108.63
260	Law Library	26,333.88		26,333.88	1,392.90	(1,911.33)	0.00	(518.43)	25,815.45
305	Constable Forfeiture	1,931.11		1,931.11	1.24	0.00	0.00	1.24	1,932.35
	Total Special Revenue Funds	\$ 1,371,477.76	\$ (29.76)	\$ 1,371,448.00	\$ 61,715.14	\$ (7,148.90)	(\$13.15)	\$ 54,553.09	\$ 1,426,001.09
OTHER FUNDS									
250	Right of Way	812,295.40		812,295.40	546.39	0.00	0.00	546.39	812,841.79
281	Community Supervision & Corr.	305,955.71		305,955.71	30,714.76	(33,726.19)	0.00	(3,011.43)	302,944.28
290	Juvenile Probation Department	42,103.82		42,103.82	5,459.00	(15,676.40)	(7,491.00)	(17,708.40)	24,395.42
892	Historical Commission	45,828.36		45,828.36	30.34	(234.85)	0.00	(204.51)	45,623.85
	Total Other Funds	\$ 1,206,183.29	\$ -	\$ 1,206,183.29	\$ 36,750.49	\$ (49,637.44)	\$ (7,491.00)	\$ (20,377.95)	\$ 1,185,805.34
	TOTAL BUDGETED FUNDS	\$ 24,805,656.89	\$ -	\$ 24,805,656.89	\$ 650,560.97	\$ (1,450,569.79)	\$ -	\$ (800,008.82)	\$ 24,005,648.07
NON-BUDGETED AND NON-COUNTY FUNDS									
880	Treasurer's State Fees	133.95		133.95	43,911.15	0.00	0.00	43,911.15	44,045.10
891	Payroll Fund	(0.00)		(0.00)	0.00	0.00	0.00	0.00	(0.00)
999	Upper Sabine Valley Waste Mgmt	609,061.85		609,061.85	30,819.08	(60,520.41)	0.00	(29,701.33)	579,360.52
	TOTAL NON-BUDGETED FUNDS	\$ 609,195.80	\$ -	\$ 609,195.80	\$ 74,730.23	\$ (60,520.41)	\$ -	\$ 14,209.82	\$ 623,405.62
	TOTAL CASH IN POOLED ACCOUNTS	\$ 25,414,852.69	\$ -	\$ 25,414,852.69	\$ 725,291.20	\$ (1,511,090.20)	\$ -	\$ (785,799.00)	\$ 24,629,053.69
CASH IN BANK - POOLED CASH ACCOUNTS									
890	AP Pooled Cash	394,956.98		394,956.98	318.18	(606,491.64)	1,205,000.00	598,826.54	993,783.52
890	Payroll Pooled Cash	101,337.12		101,337.12	287.17	(903,058.56)	1,800,000.00	897,228.61	998,565.73
890	Deposits Pooled Cash	4,093,398.41		4,093,398.41	710,359.02	0.00	(2,297,453.22)	(1,587,094.20)	2,506,304.21
890	CD Investments	2,306,241.89		2,306,241.89	1,933.56	0.00	0.00	1,933.56	2,308,175.45
890	CD Non-Depository	737,726.52		737,726.52	0.00	0.00	0.00	0.00	737,726.52
890	CDARS Investments	17,274,216.24		17,274,216.24	12,233.95	0.00	(708,546.78)	(696,312.83)	16,577,903.41
890	TexPool Pooled Investments	501,975.53		501,975.53	159.32	0.00	0.00	159.32	502,134.85
890	Jury Pooled Cash	5,000.00	0.00	5,000.00	0.00	(1,540.00)	1,000.00	(540.00)	4,460.00
	TOTAL CASH IN BANK - POOLED CASH ACCOUNTS	\$ 25,414,852.69	\$ -	\$ 25,414,852.69	\$ 725,291.20	\$ (1,511,090.20)	\$ 0.00	\$ (785,799.00)	\$ 24,629,053.69
					0.00	0.00	0.00	0.00	


FUND CODE	FUND NAME	07/31/2016	RECLASSES	CASH BALANCE 7/31/2016	0.00		TRANSFER IN/(OUT)	Net Change	CASH BALANCE 8/31/2016
					RECEIPTS	DISBURSEMENTS			
CASH IN BANK - NON POOLED CASH ACCOUNTS - NON-BUDGE									
BANKTEXAS ACCOUNTS									
200	Road & Bridge CD RRC Restricted	\$ 26,265.27		\$ 26,265.27	\$ 22.31	\$ 0.00	\$ 0.00	\$ 22.31	\$ 26,287.58
401	Grant Fund	0.00		0.00	41,885.50	(41,885.50)	0.00	0.00	0.00
801	Interest & Sinking	22,165.45		22,165.45	22.28	0.00	0.00	22.28	22,187.73
895	Health Plan	424,427.94		424,427.94	207,096.44	(227,976.83)	0.00	(20,880.39)	403,547.55
895	Health Plan CD	207,178.16		207,178.16	136.33	0.00	0.00	136.33	207,314.49
895	Health Plan CDARS	997,193.64		997,193.64	814.08	0.00	0.00	814.08	998,007.72
898	MRP/DPC Clearing	7,395.41		7,395.41	3,819.69	(2,063.12)	0.00	1,756.57	9,151.98
	District Clerk Clearing	23,810.69		23,810.69	30,045.12	(24,175.69)	0.00	5,869.43	29,680.12
	JP1 Clearing	13,566.34		13,566.34	16,910.65	(13,718.34)	0.00	3,192.31	16,758.65
	JP2 Clearing	16,270.15		16,270.15	18,204.90	(17,908.82)	0.00	296.08	16,566.23
	JP3 Clearing	28,153.00		28,153.00	24,824.14	(31,127.40)	0.00	(6,303.26)	21,849.74
	JP4 Clearing	3,624.00		3,624.00	9,418.40	(7,292.00)	0.00	2,126.40	5,750.40
	RV Clearing	354.00		354.00	9,943.30	(10,068.30)	0.00	(125.00)	229.00
	Treasurer's Credit Card	0.00		0.00	0.00	0.00	0.00	0.00	0.00
999	USVSWMD CD TCEQ Restricted	12,607.32	0.00	12,607.32	10.71	0.00	0.00	10.71	12,618.03
	TOTAL BANKTEXAS - NON POOLED CASH ACCOUNTS	\$ 1,783,011.37	\$ -	\$ 1,783,011.37	\$ 363,153.85	\$ (376,216.00)	\$ 0.00	\$ (13,062.15)	\$ 1,769,949.22
TEXPOOL ACCOUNTS									
801	Interest & Sinking	36,045.18		36,045.18	11.47	0.00	0.00	11.47	36,056.65
895	Health Plan	1,149.54	0.00	1,149.54	0.31	0.00	0.00	0.31	1,149.85
	TOTAL TEXPOOL - NON POOLED CASH ACCOUNTS	\$ 37,194.72	\$ -	\$ 37,194.72	\$ 11.78	\$ 0.00	\$ 0.00	\$ 11.78	\$ 37,206.50
	TOTAL CASH IN BANK - NON POOLED CASH ACCOUNTS	\$ 1,820,206.09	\$ -	\$ 1,820,206.09	\$ 363,165.63	\$ (376,216.00)	\$ 0.00	\$ (13,050.37)	\$ 1,607,155.72
	TOTAL CASH IN BANK - ALL TREASURER'S ACCOUNTS	\$ 27,235,058.78	\$ -	\$ 27,235,058.78	\$ 1,088,456.83	\$ (1,887,306.20)	\$ 0.00	\$ (798,849.37)	\$ 26,436,209.41

Miscellaneous Information


Indebtedness as of 8/31/2016: \$0.00	Certificate of Obligation: None	0.00
RB Line of Credit-Railroad Commission \$25,000 CD Secured - Current Balance Available \$26,286		
Bank Texas (including CDARS and ICS)	Cash Balance	\$ 25,159,141.54
Non-Depository Investments	Cash Balance	737,726.52
TexPool:	Cash Balance	539,341.35
Total		\$ 26,436,209.41
		0.00
Bank Texas Interest Income: Interest Rate .00%-0.50%		\$ 2,821.69
Certificates of Deposit: Interest Rates Varies		2,102.91
CDARS Interest Income		13,021.02
TexPool Interest Income: Interest Rate 0.37%		171.10
Total Interest Income		\$ 17,916.72
		0.00

I, Becky S. Burford, County Treasurer, in and for the County of Wood, State of Texas, do hereby present the August 2016 Statement of Cash Accounts Activity, the attached Treasurer's Report of Cash Receipts and Disbursements, and the Report of Securities as true and correct statements, to the best of my knowledge, of accounts under the control of Wood County Treasurer and furthermore state that the fund balance on deposit furthermore state that the fund balances are on deposit earning interest in accordance with the Wood County Investment Policy earning interest in accordance with the Wood County Investment Policy and Wood County Depository Contract.


Presented, examined, and accepted at the regular term of Commissioners Court on this the 21st day of October 2016.



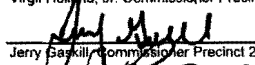
 Becky S. Burford, Wood County Treasurer




 Bryan Jeanes, County Judge



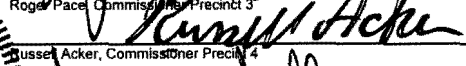
 Virgil Holland, Jr. Commissioner Precinct 1




 Jerry Baskill, Commissioner Precinct 2




 Roger Pace, Commissioner Precinct 3




 Russel Acker, Commissioner Precinct 4



 Tom Sellars, Auditor

TEST:


 Kelley Price, County Clerk



**WOOD COUNTY, TEXAS
RECAP OF FUNDS BY BANK ACCOUNTS
FOR THE MONTH ENDING August 31, 2016**

FILED FOR RECORD
2016 OCT 21 AM 10:34
COUNTY CLERK WOOD CO TX

Fund	Beginning Cash Balance	M-T-D Receipts	M-T-D Disbursements	Transfers	Ending Balance	BankTexas Quitman	Allocation of Cash			Total Cash
							BankTexas CDARS	Non-Depository Banks	TexPool	
200 Road & Bridge CD Restricted	\$ 26,265.27	\$22.31	\$0.00	\$0.00	\$26,287.58	\$26,287.58	\$0.00	\$0.00	\$0.00	\$26,287.58
401 Texas Comm. Dev. Program	0.00	41,885.50	(41,885.50)	0.00	0.00	0.00	0.00	0.00	0.00	0.00
601 Interest and Sinking	58,210.63	33.75	0.00	0.00	58,244.38	22,187.73	0.00	0.00	36,056.65	58,244.38
890 Pooled Funds	5,096,668.04	711,123.69	(1,511,090.20)	708,546.78	5,005,248.31	4,503,113.46	0.00	0.00	502,134.85	5,005,248.31
890 Pooled CDs	20,318,184.65	14,167.51	0.00	(708,546.78)	19,623,805.38	2,308,175.45	16,577,903.41	737,726.52	0.00	19,623,805.38
895 Health Plan Fund	425,577.48	207,096.75	(227,976.83)	0.00	404,697.40	403,547.55	0.00	0.00	1,149.85	404,697.40
895 Health Plan CDs	1,204,371.80	950.41	0.00	0.00	1,205,322.21	207,314.49	998,007.72	0.00	0.00	1,205,322.21
898 MRP/DPC Clearing	7,395.41	3,819.69	(2,063.12)	0.00	9,151.98	9,151.98	0.00	0.00	0.00	9,151.98
District Clerk Clearing	23,810.69	30,045.12	(24,175.69)	0.00	29,680.12	29,680.12	0.00	0.00	0.00	29,680.12
JP1 Clearing	13,566.34	16,910.65	(13,718.34)	0.00	16,758.65	16,758.65	0.00	0.00	0.00	16,758.65
JP2 Clearing	16,270.15	18,204.90	(17,908.82)	0.00	16,566.23	16,566.23	0.00	0.00	0.00	16,566.23
JP3 Clearing	28,153.00	24,824.14	(31,127.40)	0.00	21,849.74	21,849.74	0.00	0.00	0.00	21,849.74
JP4 Clearing	3,624.00	9,418.40	(7,292.00)	0.00	5,750.40	5,750.40	0.00	0.00	0.00	5,750.40
RV Park Clearing	354.00	9,943.30	(10,068.30)	0.00	229.00	229.00	0.00	0.00	0.00	229.00
Treasurer's Credit Card	0.00	0.00	0.00	0.00	0.00	0.00	0.00	0.00	0.00	0.00
999 USVSWMD CD Restricted*	<u>12,607.32</u>	<u>10.71</u>	<u>0.00</u>	<u>0.00</u>	<u>12,618.03</u>	<u>12,618.03</u>	<u>0.00</u>	<u>0.00</u>	<u>0.00</u>	<u>12,618.03</u>
Grand Total	\$ 27,235,058.78	\$ 1,088,456.83	\$ (1,887,306.20)	\$ -	\$ 26,436,209.41	\$ 7,583,230.41	\$ 17,575,911.13	\$ 737,726.52	\$ 539,341.35	\$ 26,436,209.41

*Non-County Funds

WOOD COUNTY, TEXAS
COMBINED STATEMENT OF CASH ACCOUNTS ACTIVITY
FOR THE YEAR-TO-DATE ENDING AUGUST 31, 2016

FILED FOR RECORD
 2016 OCT 21 AM 10:34
 COUNTY CLERK, WOOD CO TX

FUND CODE	FUND NAME	CASH BALANCE	REVISION PRIOR-MONTH	CASH BALANCE	YEAR-TO-DATE RECEIPTS	YEAR-TO-DATE DISBURSEMENTS	TRANSFER IN/(OUT)	Net Change	CASH BALANCE
		10/01/2015	RECLASSES	10/01/2015					8/31/2016
BUDGETED FUNDS									
OPERATING FUNDS									
100	General	\$ 14,080,624.13	\$ 19,721.67	\$ 14,100,345.80	\$ 15,304,784.72	\$ (12,400,082.39)	\$ (28,258.65)	\$ 2,876,443.68	\$ 16,976,789.48
200	Road and Bridge Fund	3,482,302.52	(31,173.86)	3,451,128.66	5,387,063.04	(4,470,478.53)	(18,901.82)	897,682.69	4,348,811.35
270	Tobacco Settlement Fund	60,160.57	0.00	60,160.57	8,080.24	0.00	0.00	8,080.24	68,240.81
	Total Operating Funds	\$ 17,623,087.22	\$ (11,452.19)	\$ 17,611,635.03	\$ 20,699,928.00	\$ (16,870,560.92)	\$ (47,160.47)	\$ 3,782,206.61	\$ 21,393,841.64
SPECIAL REVENUE FUNDS									
230	CC-Records Mgmt. & Preservation	398,502.66	8,177.00	406,679.66	135,422.93	(45,922.53)	(2,584.56)	86,915.84	493,595.50
231	General Records Mgmt. & Preservation	35,634.61	(11.00)	35,623.61	11,779.32	(18,367.53)	0.00	(6,588.21)	29,035.40
232	CC-Records Archive Fee	339,337.98	(8,187.00)	331,150.98	130,026.04	(2,500.00)	0.00	127,526.04	458,677.02
234	Courthouse Security	29,917.25	-	29,917.25	26,064.70	(3,304.26)	0.00	22,760.44	52,677.69
235	Hotel and Motel Tax	73,939.06	(41.40)	73,897.66	105,962.09	(85,944.74)	1,557.09	21,574.44	95,472.10
236	Child Welfare	361.33	25.22	386.55	7,968.74	(6,344.45)	0.00	1,624.29	2,010.84
238	Crime Victims Services	4,042.61	(25.22)	4,017.39	199.77	0.00	0.00	199.77	4,217.16
239	Justice Court Technology	56,826.83	(1,135.78)	55,691.05	12,309.82	(11,349.75)	0.00	960.07	56,651.12
240	DC-Records Mgmt. & Preservation	38,159.18	(3.00)	38,156.18	4,198.48	(21.00)	0.00	4,177.48	42,333.66
241	JP Building Security Fee	24,824.08	-	24,824.08	3,026.39	(5,031.14)	0.00	(2,004.75)	22,819.33
242	Elections Special	23,627.63	-	23,627.63	8,689.74	0.00	0.00	8,689.74	32,317.37
243	Guardianship	34,801.21	-	34,801.21	4,632.94	0.00	0.00	4,632.94	39,434.15
244	CC-Technology	3,594.64	-	3,594.64	633.42	0.00	0.00	633.42	4,228.06
245	DC-Technology	4,453.61	-	4,453.61	2,444.55	0.00	0.00	2,444.55	6,898.16
246	DC-Records Archive Fee	25,662.06	-	25,662.06	6,115.04	0.00	0.00	6,115.04	31,777.10
247	DC-CT Records Preservation	25,232.82	-	25,232.82	875.81	0.00	0.00	875.81	26,108.63
260	Law Library	31,508.89	-	31,508.89	16,516.41	(22,209.85)	0.00	(5,693.44)	25,815.45
305	Constable Forfeiture	2,134.94	0.00	2,134.94	14.46	(217.05)	0.00	(202.59)	1,932.35
	Total Special Revenue Funds	\$ 1,152,561.39	(1,201.18)	\$ 1,151,360.21	\$ 476,880.65	\$ (201,212.30)	\$ (1,027.47)	274,640.88	\$ 1,426,001.09
OTHER FUNDS									
250	Right of Way	806,674.87	-	806,674.87	6,166.92	0.00	0.00	6,166.92	812,841.79
281	Community Supervision & Corr.	426,707.61	(75.00)	426,632.61	386,691.45	(510,379.78)	0.00	(123,688.33)	302,944.28
290	Juvenile Probation Department	(11,689.04)	12,901.20	1,212.16	256,222.00	(225,547.74)	(7,491.00)	23,183.26	24,395.42
892	Historical Commission	48,580.38	(186.14)	48,394.24	505.29	(3,275.88)	0.00	(2,770.39)	45,623.85
	Total Other Funds	\$ 1,270,273.82	\$ 12,640.06	\$ 1,282,913.88	\$ 649,585.66	\$ (739,203.20)	\$ (7,491.00)	(97,108.54)	\$ 1,185,805.34
	TOTAL BUDGETED FUNDS	\$ 20,045,922.43	\$ (13.31)	\$ 20,045,909.12	\$ 21,826,394.31	\$ (17,810,976.42)	\$ (55,678.94)	3,959,738.95	\$ 24,005,648.07
NON-BUDGETED AND NON-COUNTY FUNDS									
880	Treasurer's State Fees	70,028.93	13.31	70,042.24	411,064.20	(390,240.28)	(46,821.06)	(25,997.14)	44,045.10
891	Payroll Fund	(0.00)	-	(0.00)	0.00	0.00	0.00	0.00	(0.00)
999	Upper Sabine Valley Waste Mgmt	514,161.46	0.00	514,161.46	899,195.20	(833,996.14)	0.00	65,199.06	579,360.52
	TOTAL NON-BUDGETED FUNDS	\$ 584,190.39	13.31	\$ 584,203.70	\$ 1,310,259.40	\$ (1,224,236.42)	\$ (46,821.06)	\$ 39,201.92	\$ 623,405.62
	TOTAL CASH IN POOLED ACCOUNTS	\$ 20,630,112.82	\$ (0.00)	\$ 20,630,112.82	\$ 23,136,653.71	\$ (19,035,212.84)	\$ (102,500.00)	\$ 3,998,940.87	\$ 24,629,053.69
CASH IN BANK - POOLED CASH ACCOUNTS									
890	AP Pooled Cash	994,588.73	-	994,588.73	4,259.88	(8,105,065.09)	8,100,000.00	(805.21)	993,783.52
890	Payroll Pooled Cash	1,000,916.71	-	1,000,916.71	3,996.77	(10,911,347.75)	10,905,000.00	(2,350.98)	998,565.73
890	Deposits Pooled Cash	3,725,775.99	-	3,725,775.99	22,980,619.57	0.00	(24,200,091.35)	(1,219,471.78)	2,506,304.21
890	CD Investments 12 month Maturity	2,287,841.62	-	2,287,841.62	20,333.83	0.00	0.00	20,333.83	2,308,175.45
890	CD Non-Depository	488,658.36	-	488,658.36	2,937.16	0.00	246,131.00	249,068.16	737,726.52
890	CDARS Investments	11,626,015.80	-	11,626,015.80	123,217.26	0.00	4,828,670.35	4,951,887.61	16,577,903.41
890	TexPool Pooled Investments	500,845.61	-	500,845.61	1,289.24	0.00	0.00	1,289.24	502,134.85
890	Jury Pooled Cash	5,470.00	0.00	5,470.00	0.00	(18,800.00)	17,790.00	(1,010.00)	4,460.00
	TOTAL CASH IN BANK - POOLED CASH ACCOUNTS	\$ 20,630,112.82	\$ -	\$ 20,630,112.82	\$ 23,136,653.71	\$ (19,035,212.84)	\$ (102,500.00)	\$ 3,998,940.87	\$ 24,629,053.69

FUND CODE	FUND NAME	CASH BALANCE 10/01/2015	REVISION PRIOR-MONTH RECLASSES	CASH BALANCE 10/01/2015	RECEIPTS	DISBURSEMENTS	TRANSFER IN/(OUT)	Net Change	CASH BALANCE 8/31/2016
CASH IN BANK - NON POOLED CASH ACCOUNTS - NON-BUDGETED, NON-COUNTY OR OTHER FUNDS									
BANKTEXAS ACCOUNTS									
200	Road & Bridge CD RRC Restricted	\$ 26,047.52	\$ -	\$ 26,047.52	\$ 240.06	\$ -	\$ -	\$ 240.06	\$ 26,287.58
401	Grant Fund	0.00	-	0.00	353,512.35	(353,512.35)	0.00	0.00	0.00
601	Interest & Sinking	21,469.13	-	21,469.13	718.60	0.00	0.00	718.60	22,187.73
895	Health Plan	416,474.83	-	416,474.83	2,289,260.40	(2,392,381.87)	90,194.19	-12,927.28	403,547.55
895	Health Plan CD 12 month maturity	205,891.94	-	205,891.94	1,422.55	0.00	0.00	1,422.55	207,314.49
895	Health Plan CDARS	979,559.69	-	979,559.69	8,642.22	0.00	9,805.81	18,448.03	998,007.72
898	MRP/DPC Clearing	9,290.12	-	9,290.12	41,653.56	(44,291.70)	2,500.00	(138.14)	9,151.98
	District Clerk Clearing (Began 04/01/2016)	38,671.55	-	38,671.55	138,051.38	(147,042.81)	0.00	(8,991.43)	29,680.12
	JP1 Clearing	16,145.89	-	16,145.89	211,214.18	(210,601.42)	0.00	612.76	16,758.65
	JP2 Clearing	15,252.15	-	15,252.15	139,452.40	(138,138.32)	0.00	1,314.08	16,566.23
	JP3 Clearing Account	13,858.45	-	13,858.45	206,286.40	(198,295.11)	0.00	7,991.29	21,849.74
	JP4 Clearing Account	4,536.00	-	4,536.00	75,449.70	(74,235.30)	0.00	1,214.40	5,750.40
	RV Clearing Account	145.00	-	145.00	88,197.30	(88,113.30)	0.00	84.00	229.00
	Treasurer's Credit Card	0.00	-	0.00	6,008.20	(6,008.20)	0.00	0.00	0.00
999	USVSWMD CD TCEQ Restricted	12,502.79	0.00	12,502.79	115.24	0.00	0.00	115.24	12,618.03
	TOTAL BANKTEXAS - NON POOLED CASH ACCOUN	\$ 1,759,845.06	0.00	\$ 1,759,845.06	\$ 3,560,224.54	\$ (3,652,620.38)	\$ 102,500.00	\$ 10,104.16	\$ 1,769,949.22
TEXPOOL ACCOUNTS									
601	Interest & Sinking	35,963.96	-	35,963.96	92.69	0.00	0.00	92.69	36,056.65
895	Health Plan	1,147.23	0.00	1,147.23	2.62	0.00	0.00	2.62	1,149.85
	TOTAL TEXPOOL - NON POOLED CASH ACCOUNTS	\$ 37,111.19	0.00	\$ 37,111.19	\$ 95.31	\$ -	\$ -	\$ 95.31	\$ 37,206.50
	TOTAL CASH IN BANK - NON POOLED CASH ACCOUNTS	\$ 1,796,956.25	0.00	\$ 1,796,956.25	\$ 3,560,319.85	\$ (3,652,620.38)	\$ 102,500.00	\$ 10,199.47	\$ 1,807,155.72
	TOTAL CASH IN BANK - ALL TREASURER'S ACCOUNTS	\$ 22,427,069.07	\$ -	\$ 22,427,069.07	\$ 26,696,973.56	\$ (22,687,833.22)	\$ 0.00	\$ 4,009,140.34	\$ 26,436,209.41

Miscellaneous Information

Indebtedness as of 8/31/2016: \$0.00 Certificate of Obligation: None Certificates of Obligation: None
 RB Line of Credit-Railroad Commission \$25,000 CD Secured - Current Balance Available \$26,286

Bank Texas: Cash Balance	\$ 25,159,141.54
Non-Depository Investments: Cash Balance	737,726.52
TexPool: Cash Balance	539,341.35
Total Cash Balance:	\$ 26,436,209.41
Bank Texas Interest Income:	\$ 59,264.25
Non-Depository Interest Income	2,937.16
CDARS Interest Income	130,823.65
TexPool Interest Income:	1,384.17
Total Interest Income	\$ 194,409.23

I, Becky S. Burford, County Treasurer, in and for the County of Wood, State of Texas, do hereby present the August 2016 Year-to-date Statement of Cash Accounts Activity, the attached Treasurer's Report of Cash Receipts and Disbursements, and the Report of Securities as true and correct statements, to the best of my knowledge, of accounts under the control of Wood County Treasurer and furthermore state that the fund balance on deposit earning interest in accordance with the Wood County Investment Policy and Wood County Depository Contract.

Becky S. Burford, Wood County Treasurer

Presented, examined, and accepted at the regular term of Commissioners Court on this the 21st day of October 2016.

Bryan Jeales, County Judge

Virgil Holland, Commissioner Precinct 1

Jerry Gaskill, Commissioner Precinct 2

Roger Packer, Commissioner Precinct 3

Russell Acker, Commissioner Precinct 4

Terri Sellers, Auditor

ATTEST: Kelley Price, County Clerk



**WOOD COUNTY, TEXAS
 RECAP OF FUNDS BY BANK ACCOUNTS
 FOR THE YEAR-TO-DATE ENDING AUGUST 31, 2016**

FILED FOR RECORD
 2016 OCT 21 AM 10:34
 COUNTY CLERK, WOOD COUNTY TX

Fund	Beginning Cash Balance	Y-T-D Receipts	Y-T-D Disbursements	Transfers	Ending Balance	BankTexas Quitman	Allocation of Cash			Total Cash
							BankTexas CDARS	Non-Depository Banks	Yes Pool	
200 Road & Bridge CD Restricted	\$ 26,047.52	\$ 240.06	\$ -	\$ -	\$ 26,287.58	\$ 26,287.58	\$ -	\$ -	\$ -	\$ 26,287.58
401 Texas Comm. Dev. Program	-	353,512.35	(353,512.35)	-	0.00	0.00	0.00	0.00	0.00	0.00
601 Interest and Sinking	57,433.09	811.29	-	-	58,244.38	22,187.73	0.00	0.00	36,056.65	58,244.38
890 Pooled Funds	6,227,597.04	22,990,165.46	(19,035,212.84)	(5,177,301.35)	5,005,248.31	4,503,113.46	0.00	0.00	502,134.85	5,005,248.31
890 Pooled CDs	14,402,515.78	146,488.25	-	5,074,801.35	19,623,805.38	2,308,175.45	16,577,903.41	737,726.52	0.00	19,623,805.38
895 Health Plan Fund	417,622.06	2,289,263.02	(2,392,381.87)	90,194.19	404,697.40	403,547.55	0.00	0.00	1,149.85	404,697.40
895 Health Plan CDs	1,185,451.63	10,064.77	-	9,805.81	1,205,322.21	207,314.49	998,007.72	0.00	0.00	1,205,322.21
898 Flex Savings Clearing	9,290.12	41,653.56	(44,291.70)	2,500.00	9,151.98	9,151.98	0.00	0.00	0.00	9,151.98
District Clerk Clearing	38,671.55	138,051.38	(147,042.81)	-	29,680.12	29,680.12	0.00	0.00	0.00	29,680.12
JP1 Clearing Account	16,145.89	211,214.18	(210,601.42)	-	16,758.65	16,758.65	0.00	0.00	0.00	16,758.65
JP2 Clearing Account	15,252.15	139,452.40	(138,138.32)	-	16,566.23	16,566.23	0.00	0.00	0.00	16,566.23
JP3 Clearing Account	13,858.45	206,286.40	(198,295.11)	-	21,849.74	21,849.74	0.00	0.00	0.00	21,849.74
JP4 Clearing Account	4,536.00	75,449.70	(74,235.30)	-	5,750.40	5,750.40	0.00	0.00	0.00	5,750.40
RV Park Clearing Account	145.00	88,197.30	(88,113.30)	-	229.00	229.00	0.00	0.00	0.00	229.00
Treasurer's Credit Card	-	6,008.20	(6,008.20)	-	0.00	0.00	0.00	0.00	0.00	0.00
999 USVSWMD CD Restricted*	12,502.79	115.24	0.00	0.00	12,618.03	12,618.03	0.00	0.00	0.00	12,618.03
Grand Total	\$22,427,069.07	\$26,696,973.56	\$ (22,687,833.22)	0.00	\$26,436,209.41	\$ 7,583,230.41	\$ 17,575,911.13	\$ 737,726.52	\$ 539,341.35	\$ 26,436,209.41

*Non-County Funds

SECURITIES PLEDGED TO WOOD COUNTY, TEXAS
Report as of AUGUST 31, 2016

ID	Pledge Date	Description	CUSIP	Maturity Date	Current Par	Market Value 31-Jul-16	Market Value 31-Aug-16
	06/18/2012	Decatur, TX	243320GE2	3/1/19	150,000	158,944	158,910
	02/02/2015	Hailsville	406342AD7	8/15/19	125,000	128,166	128,327
	01/05/2015	Mequite ISD-Sch Bldg	59079594C7	8/15/19	150,000	163,626	163,675
	02/07/2013	Waco TX ISD	929845RP2	8/15/19	145,000	155,034	155,166
	12/30/2014	Mineola, TX	602771JG3	9/1/19	165,000	182,008	182,079
	02/07/2013	Anahuac TX ISD	032645CZ4	2/15/20	100,000	112,832	112,802
	02/07/2013	Angelina Cnty TX	034717KW7	2/15/20	155,000	160,065	160,316
	02/07/2013	Arlington TX ISD	041826XC7	2/15/20	100,000	108,439	108,358
	12/30/2014	Diboll CTFS OBLIGA	252867KU9	2/15/20	80,000	83,436	83,548
	02/07/2013	Ector TX ISD	279272CQ9	2/15/20	110,000	117,825	118,044
	02/07/2013	Jasper TX ISD	471844HP8	2/15/20	105,000	116,911	117,031
	12/30/2014	Ennis CTFS OBLIG	293425VN1	8/1/20	100,000	107,644	107,728
	02/01/2013	Sanger TX	800876DH4	8/1/20	100,000	107,700	107,707
	01/05/2015	Beeville-CTFS	077131JG6	8/15/20	70,000	72,558	72,727
	02/06/2013	Keller TX	487684U91	8/15/20	140,000	143,806	143,598
	02/01/2013	Lone Oak TX ISD	542218GA4	8/15/20	195,000	202,915	203,371
	12/31/2014	SPR ISD Schoolhouse TX	85000OP79	8/15/20	100,000	108,954	108,750
	12/31/2014	Sulphur Springs-Ref TX	865525QZ5	9/1/20	180,000	185,310	185,621
	12/31/2014	Upton CO-Ref TX	916813AY4	2/1/21	100,000	105,455	105,583
	12/31/2014	Arlington ISD Bldg	041826XP8	2/5/21	150,000	167,128	167,073
	12/31/2014	El Campo ISD	282783FP9	2/15/21	175,000	189,490	190,029
	02/06/2013	Jasper TX ISD	471844HQ6	2/15/21	105,000	119,849	120,083
	02/09/2013	Ferris TX	31569CT3	3/1/21	105,000	113,268	113,150
	12/31/2014	Caldwell Cnty	129006FH0	8/1/21	60,000	64,409	64,378
	12/31/2014	Beeville-CTFS	077131JH4	8/15/21	70,000	74,467	74,635
	12/31/2014	Krum TX	501080DZ5	8/15/21	100,000	114,511	114,641
	12/31/2014	Celina-CTFS OBLG	151141MH8	9/1/21	70,000	76,281	76,360
	02/07/2013	West Univ Place TX	956398QW4	2/1/22	100,000	111,110	110,962
	02/07/2013	Japser TX ISD	471844HR4	2/15/22	110,000	128,568	128,798
	02/07/2013	Ferris TX	315669CU0	3/1/22	110,000	118,446	118,267
	12/31/2014	Lake Jackson Wtr/SWR	510066NW9	4/15/23	100,000	107,052	107,203
	08/03/2015	N Tex Wtr Incrpt	662842JD6	6/1/23	200,000	216,674	216,468
	08/03/2015	Nursery ISD SC	67058DBK6	8/15/23	160,000	175,499	175,859
	12/31/2014	Washington Jr. Clg	938688TG3	10/1/23	100,000	112,530	112,969
	11/05/2015	FNMA 10YR	31418A6V5	2/1/24	1,734,577	1,853,137	1,820,077
	12/31/2014	Watauga-CTFS	941097PA9	2/1/24	100,000	106,802	106,969
	12/31/2014	Belton ISD	081077WG0	2/15/24	100,000	105,408	105,397
		NE TX Cmnty Clg	6643788EE5	4/1/24	175,000	195,384	195,498
	12/31/2014	Beeville-CTFS	077131JM3	8/15/25	155,000	176,870	177,360
	12/31/2014	Watauga-CTFS	941097PE1	2/1/28	105,000	114,358	114,698
	07/01/2016	Bowie ISD	102529HM9	8/15/30	405,000	434,569	435,015
					\$6,859,577	\$7,397,538	\$7,369,230

FILED
 2016 OCT 21
 COUNTY CLERK
 AM ID: 34
 WOOD CO TX

Total BankTexas Account Balances as of report date: \$ 5,732,972 \$ 5,732,972
 129.03% 128.54%

NOTE: FDIC insurance coverage is in addition to listed securities.

WOOD COUNTY, TEXAS

INVESTMENT ACTIVITY FOR AUGUST 31, 2016

08/31/2016													
CD ID	Description	Bank	Acct	Maturity Date	Prior Balance				Current Balance		This Month's Unpaid Interest	Accumulated Unpaid Interest	
					07/31/2016	Purchases/Deposits	Interest Credited	Withdrawals	08/31/2016				
16	*7485 DPC 12 MONTH	BT	DPC	11/10/2016	\$ 517,117.25		\$ 439.20		\$ 517,556.45	\$ 311.95	\$ 311.95		
17	*7507 DPC 12 MONTH	BT	DPC	11/10/2016	258,558.65		219.60		258,778.25	155.97	155.97		
18	*7523 HP 12 MONTH	BT	HP	11/10/2016	77,567.53		65.88		77,633.41	46.79	46.75		
58	*182 DPC 365 DAY	CNB	DPC	10/15/2016	124,713.50		0.00		124,713.50	58.26	58.26		
59	*183 DPC 365 DAY	CNB	DPC	10/15/2016	124,713.50		0.00		124,713.50	58.26	58.26		
60	*884 DPC 365 DAY	FNBW	DPC	10/16/2016	120,399.76		0.00		120,399.76	68.65	100.81		
61	*885 DPC 365 DAY	FNBW	DPC	10/16/2016	120,399.76		0.00		120,399.76	68.65	100.81		
96	*4149 365 DAY	BT	DPC	12/31/2016	508,277.03		276.28		508,553.31	8.91	8.91		
97	*4160 365 DAY	BT	HP	12/31/2016	129,610.63		70.45		129,681.08	2.27	2.27		
123	CD 24 month	BT	DPC	08/13/2017	511,144.48		499.24		511,643.72	306.28	306.28		
124	CD 24 month	BT	DPC	08/13/2017	511,144.48		499.24		511,643.72	306.28	306.28		
143	CDARS 104 Week	BT	DPC	02/09/2017	409,100.70		399.77		409,500.47	0.00	0.00		
146	CDARS 104 Week	BT	DPC	04/13/2017	408,290.45		398.97		408,689.42	0.00	0.00		
149	CDARS 104 Week	BT	DPC	06/01/2017	407,661.61		398.36		408,059.97	0.00	0.00		
153	CDARS 52 Week	BT	DPC	Redeemed 08/20/16	709,477.62		37.32	(709,514.94)	0.00	0.00	0.00		
154	CDARS 104 Week	BT	DPC	08/03/2017	713,066.38		696.79		713,763.17	0.00	0.00		
155	CDARS 52 Week	BT	DPC	Redeemed 08/20/16	709,392.54		124.39	(709,516.93)	0.00	0.00	0.00		
156	CDARS 104 Week	BT	DPC	08/10/2017	406,979.90		394.23		407,374.13	0.00	0.00		
157	CDARS 52 Week	BT	DPC	Redeemed 08/20/16	709,306.46		211.45	(709,517.91)	0.00	0.00	0.00		
158	CDARS 52 Week	BT	DPC	09/01/2016	709,133.38		385.56		709,518.94	0.00	0.00		
159	CDARS 52 Week	BT	DPC	09/08/2016	404,813.31		220.10		405,033.41	0.00	0.00		
160	CDARS 52 Week	BT	DPC	09/08/2016	705,006.00		0.00		705,006.00	385.51	4,426.85		
161	CDARS 52 Week	BT	DPC	10/13/2016	507,583.29		275.97		507,859.26	0.00	0.00		
162	CDARS 104 Week	BT	DPC	10/12/2017	406,181.91		393.46		406,575.37	0.00	0.00		
163	CDARS 104 Week	BT	HP	10/19/2017	101,899.85		98.71		101,998.56	0.00	0.00		
164	CDARS 52 Week	BT	DPC	10/20/2016	507,521.98		275.94		507,797.92	0.00	0.00		
165	CDARS 52 Week	BT	DPC	11/03/2016	507,398.37		275.86		507,674.23	0.00	0.00		
166	CDARS 52 Week	BT	HP	11/03/2016	129,109.77		70.20		129,179.97	0.00	0.00		
167C	CDARS 30 Month	BT	DPC	05/24/2018	519,020.12		546.31		519,566.43	0.00	0.00		
168	CDARS 104 Week	BT	HP	11/24/2017	101,689.57		86.40		101,775.97	0.00	0.00		
168A	CDARS 13 Month	BT	DPC	02/09/2017	602,801.04		435.32		603,236.36	0.00	0.00		
169	CDARS 104 Week	BT	HP	02/09/2017	76,354.79		55.14		76,409.93	0.00	0.00		
170	CDARS 104 Week	BT	DPC	01/11/2018	407,727.97		346.43		408,074.40	0.00	0.00		
171B	CDARS 30 Month	BT	DPC	07/19/2018	624,310.48		610.07		624,920.55	0.00	0.00		
172B	CDARS 30 Month	BT	DPC	07/19/2018	261,807.61		255.84		262,063.45	0.00	0.00		
173B	CDARS 30 Month	BT	DPC	07/26/2018	417,793.08		408.26		418,201.34	0.00	0.00		
174B	CDARS 30 Month	BT	DPC	07/26/2018	417,794.07		408.26		418,202.33	0.00	0.00		
175B	CDARS 30 Month	BT	DPC	07/26/2018	417,795.09		408.26		418,203.35	0.00	0.00		
176	CDARS 13 Month	BT	DPC	03/02/2017	602,507.33		435.12		602,942.45	0.00	0.00		
176A	CDARS 13 Month	BT	DPC	03/23/2017	712,618.25		514.64		713,132.89	0.00	0.00		
177	CDARS 13 Month	BT	DPC	03/23/2017	712,618.22		514.64		713,132.86	0.00	0.00		
178	CDARS 13 Month	BT	DPC	03/23/2017	712,621.24		514.64		713,135.88	0.00	0.00		
179A	CDARS 30 Month	BT	DPC	09/06/2018	407,685.17		478.10		408,163.27	0.00	0.00		
180	*249 DPC 182 DAY	PROS	DPC	09/04/2016	247,500.00		0.00		247,500.00	91.16	547.61		
181 & 181A	CDARS 30 Month	BT	HP	09/07/2018	260,791.03		267.22		261,058.25	0.00	0.00		
182	CDARS 13 Month	BT	DPC	06/01/2017	711,461.50		513.81		711,975.31	0.00	0.00		
183	CDARS 104 Week	BT	DPC	05/03/2018	408,235.04		346.86		408,581.90	0.00	0.00		
184	CDARS 13 Month	BT	HP	06/01/2017	108,221.56		78.16		108,299.72	0.00	0.00		
185	CDARS 13 Month	BT	HP	07/16/2017	109,116.82		78.80		109,195.62	0.00	0.00		
186	CDARS 13 Month	BT	DPC	07/16/2017	710,766.98		513.30		711,280.28	0.00	0.00		
187	CDARS 13 Month	BT	DPC	08/05/2017	405,739.15		293.02		406,032.17	0.00	0.00		
188	CDARS 13 Month	BT	HP	08/25/2017	110,010.25		79.45		110,089.70	0.00	0.00		
189	CDARS 13 Month	BT	DPC	09/21/2017	0.00	710,001.00	115.75		710,116.75	0.00	0.00		
190	CDARS 52 Week	BT	DPC	08/24/2017	0.00	710,002.00	87.15		710,089.15	0.00	0.00		
Restricted	RB CD *1703 RRC	BT*	DPC	03/26/2017	26,265.27		21.57		26,286.84	3.59	3.59		
Restricted	USV CD *1639 TCEQ	BT*	DPC	03/25/2017	12,607.32		10.35		12,617.67	2.07	2.07		
Total CDs					\$ 21,561,429.04	\$ 1,420,003.00	\$ 15,149.84	\$(2,128,549.78)	\$ 20,868,032.10	\$ 1,874.60	\$ 6,500.55		
TEXPOOL													
Deposit Pooled Cash					TXP	DPC	\$ 501,975.53	\$ -	\$ 159.32	\$ -	\$ 502,134.85	n/a	n/a
Interest & Sinking					TXP	I&S	36,045.18	0.00	11.47	0.00	36,056.65	n/a	n/a
Health Plan					TXP	HP	1,149.54	0.00	0.31	0.00	1,149.85	n/a	n/a
Total Pools					\$ 539,170.25	\$ -	\$ 171.10	\$ -	\$ 539,341.35				
Insured Cash Sweeps Accounts													
Deposit Pooled Cash					BT*	Daily	\$ 3,446,001.31	\$ 2,831,479.58	\$ 1,432.91	\$(4,411,198.29)	\$ 1,867,715.51	n/a	n/a
Accounts Payable Cash					BT*	Daily	624,233.22	1,083,819.56	318.18	(584,531.23)	1,123,839.73	n/a	n/a
Payroll Cash					BT*	Daily	473,788.15	1,723,548.76	287.17	(1,190,377.69)	1,007,246.39	n/a	n/a
Health Plan					BT*	Daily	425,024.03	198,313.49	173.55	(200,547.40)	422,963.67	n/a	n/a
Total Sweeps					\$ 4,969,046.71	\$ 5,837,161.39	\$ 2,211.81	\$(6,386,654.61)	\$ 4,421,765.30				
Total Investments					Total WAM days	\$ 27,069,646.00	\$ 7,257,164.39	\$ 17,532.75	\$(8,515,204.39)	\$ 25,829,138.75	\$ 1,874.60	\$ 6,500.55	

FILED FOR RECORD
2016 OCT 21 AM 10:34
CLERK, WOOD CO TX

Investments By Type

BT - Traditional CD	\$ 2,515,489.94	9.74%
BT - CDARS	17,575,911.13	68.05%
Non-Depository CD	737,726.52	2.86%
BT-Restricted CD	38,904.51	0.15%
BT-ICS *	4,421,765.30	17.12%
Pools	539,341.35	2.09%
Total	\$ 25,829,138.75	100.00%
	0.00	

* Does not include in-transit items which can be either positive or negative.

Note BT* - BankTexas is the county's placement bank for both CDARS and ICS accounts into other FDIC covered banks. For bank details use Supplement Investment Schedule.

I hereby submit the above report in addition to attached Supplement Investment Schedule as the written report of investment transactions for all invested funds held by Wood County Treasurer for period shown above and certify that these investments are in compliance with the local investment policy and Public Funds Investment Act.

Becky S. Burford
 Becky S. Burford, Wood County Treasurer
 Wood County Investment Officer

W A M 286 DAYS

FILED FOR RECORD
 2016 OCT 21 AM 10:34
 COUNTY CLERK, WOOD COUNTY

WOOD COUNTY, TEXAS
Supplement Investment Schedule
Summary of FDIC-Insured Institutions
Outside of Depository Bank
08/31/2016

Bank	Location	Balance	Reference	Recap By Type	Totals
City National Bank	Quitman, TX	\$ 249,427.00	CD 58& 59	Local CD	\$ 737,726.52
First National Bank-Winnsboro, T	Winnsboro, TX	240,799.52	CD 60& 61	Insured Cash Sweep	4,421,765.30
Prosperity Bank	Winnsboro, TX	247,500.00	CD #180	CDARS	17,575,911.13
Bangor Savings Bank	Bangor, NE	244,325.94	CDARS#143		22,735,402.95
EagleBank	Bethesda, MD	42,755.01	CDARS#143		0.00
First National Bank of Michigan	Kalamazoo, MI	122,419.52	CDARS#143		22,735,402.95
Bank of the West	San Francisco, Ca	128,604.14	CDARS#146		
Iberiabank	Lafayette, LA	38,783.86	CDARS#146		
Singature Bank	New York, NY	241,301.42	CDARS#146		
Bank of Blue Valley	Overland Park, KS	164,594.70	CDARS#149		
The Citizens National Bank of Blu	Bluffton, OH	243,465.27	CDARS#149		
Capital Bank	Miami, FL	240,451.45	CDARS#154		
EverBank	Jacksonville, FL	52,793.67	CDARS#154		
MB Financial Bank, N.A.	Chicago, IL	240,451.45	CDARS#154		
The Union Bank Company	Columbus Grove,	180,066.60	CDARS#154		
Iberiabank	Lafayette, LA	167,001.08	CDARS#156		
Merrick Bank	South Jordan, UT	240,373.05	CDARS#156		
CapStar Bank	Nashville, TN	245,059.06	CDARS#158		
Crestmark Bank	Troy, MI	132,879.49	CDARS#158		
EagleBank	Bethesda, MD	199,269.75	CDARS#158		
Mutual of Omaha Bank	Omaha, NE	132,310.64	CDARS#158		
Carolina Bank	Greensboro, NC	247,544.69	CDARS#159		
First National Bank of North Arkar	Berryville, AR	157,488.72	CDARS#159		
First National Bank of North Arkar	Berryville, AR	89,494.00	CDARS#160		
Mutual of Omaha Bank	Omaha, NE	112,031.11	CDARS#160		
Pinnacle Bank	Lincoln, NE	11,480.89	CDARS#160		
Progress Bank	Huntsville, AL	246,000.00	CDARS#160		
The PrivateBank and Trust Comp	Chicago, IL	246,000.00	CDARS#160		
Cedars Rapids Bank & Trust Com	Cedars Rapid, IA	242,364.52	CDARS#161		
Independence Bank - Havre	Havre, MT	9,553.78	CDARS#161		
Mechanics & Farmers Bank	Durham, NC	242,364.52	CDARS#161		
TriState Capital Bank	Pittsburgh, PA	13,576.44	CDARS#161		
Crestmark Bank	Troy, MI	25,766.84	CDARS#162		
First Bank of Berne	Bern, IN	138,382.71	CDARS#162		
WestBanco Bank, Inc.	Wheeling, WV	242,425.82	CDARS#162		
First Community Bank	Batesville, AK	101,998.56	CDARS#163		
Cardinal Bank	McLean, VA	34,189.31	CDARS#164		
John Marshall Bank	Reston, VA	244,848.60	CDARS#164		
Tri-State Capital Bank	Pittsburg, PA	228,760.01	CDARS#164		
Bank Hapoalim, B.M.	New York, NY	185,003.84	CDARS#165		
BB&T	Winston, Salem, N	242,275.27	CDARS#165		
Dallas Capital Bank	Dallas, TX	34,289.89	CDARS#165		
SpiritBank	Tulsa, OK	46,105.23	CDARS#165		
Bank Hapoalim, B.M.	New York, NY	57,271.43	CDARS#166		
East West Bank	Pasadena, CA	71,908.54	CDARS#166		
Bank of Hope	Los Angeles, CA	247,556.96	CDARS#167C		
Farmers Bank & Trust	Great Bend, KS	24,452.51	CDARS#167C		
First Security Bank	Machinaw, IL	247,556.96	CDARS#167C		
Morris Bank	Dublin, GA	101,775.97	CDARS#168		
Cardinal Bank	McLean, VA	22,675.97	CDARS#168A		
Select Bank & Trust Co.	Dunn, NC	244,813.42	CDARS#168A		
The Freedom Bank of Virginia	Vienna, VA	90,933.55	CDARS#168A		
United Bank	Fairfax, WA	244,813.42	CDARS#168A		
The Freedom Bank of Virginia	Vienna, VA	76,409.93	CDARS#169 - HP		
Bank of Blue Valley	Overland Park, KS	50,317.44	CDARS#170		
Business First Bank	Baton Rouge, LA	41,745.81	CDARS#170		
Landmark Bank, National Associa	Columbia, MO	214,855.45	CDARS#170		
WashingtonFirst Bank	Reston, VA	101,155.70	CDARS#170		
First Commerce	Lewisburg, TN	247,327.07	CDARS#171B		
First NBC Bank	New Orleans, LA	52,690.61	CDARS#171B		
Seaside National Bank & Trust	Orlando, FL	247,327.07	CDARS#171B		
The Bank of Fayette County	Piperton, TN	77,575.80	CDARS#171B		
First NBC Bank	New Orleans, LA	14,736.38	CDARS#172B		
Landmark Community Bank	Collierville, TN	247,327.07	CDARS#172B		
Allegiance Bank	Houston, TX	248,774.18	CDARS#173B		
EverBank	Jacksonville, FL	16,130.71	CDARS#173B		
Stonegate Bank	Fort Lauderdale, F	153,296.45	CDARS#173B		
EverBank	Jacksonville, FL	169,428.15	CDARS#174B		
Regent Bank	Davie, FL	248,774.18	CDARS#174B		
St. Louis Bank	Town & Country, I	230,560.30	CDARS#175B		
Stonegate Bank	Fort Lauderdale, F	5,586.06	CDARS#175B		
The Farmers & Merchants State B	Archbold, OH	182,056.99	CDARS#175B		
First National Bank of Oklahoma	Oklahoma City, O	48,593.43	CDARS#176		
First NBC Bank	New Orleans, LA	174,513.54	CDARS#176		
Lincoln Savings Bank	Cedar Falls, IA	242,181.47	CDARS#176		
WashingtonFirst Bank	Reston, VA	137,654.01	CDARS#176		
Armstrong Bank	Muskogee, OK	69,179.27	CDARS#176A		
CrossFirst Bank	Leawood, KS	7,561.88	CDARS#176A		
First National Bank of Oklahoma	Oklahoma City, O	193,493.41	CDARS#176A		
First Natl Bank & Tr Co of Vinita	Vinita, OK	198,324.24	CDARS#176A		
The State Bank and Trust Compai	Defiance, OH	244,574.09	CDARS#176A		
Bay Commercial Bank	Walnut Creek, CA	244,574.09	CDARS#177		
Business First Bank	Baton Rouge, LA	196,882.21	CDARS#177		
Pinnacle Bank	Omaha, NE	1,493.00	CDARS#177		
Progressive Bank	Monroe, LA	244,574.09	CDARS#177		
Union State Bank	Florence, TX	25,609.47	CDARS#177		
CrossFirst Bank	Leawood, KS	237,012.23	CDARS#178		
Meridian Bank	Malvern, PA	244,574.09	CDARS#178		
Pinnacle Bank	Omaha, NE	231,549.56	CDARS#178		
Cardinal Bank	McLean, VA	187,539.32	CDARS#179A		
Franklin Synergy Bank	Franklin, TN	75,782.55	CDARS#179A		
Northern Bank & Trust Company	Woburn, MA	144,841.40	CDARS#179A		

FILED FOR RECORD
2016 OCT 21 AM 10:34
COUNTY CLERK, WOOD CO TX

WOOD COUNTY, TEXAS
Supplement Investment Schedule
Summary of FDIC-Insured Institutions
Outside of Depository Bank
08/31/2016

FILED FOR RECORD
2016 OCT 21 AM 10:34
COUNTY CLERK, WOOD CO TX

Bank	Location	Balance	Reference	Recap By Type	Totals
Bank of America	Charlotte, NC	247,227.48	CDARS#181A		
Northern Bank & Trust Company	Woburn, MA	13,830.77	CDARS#181A		
Customers Bank	Wyomissing, PA	244,175.72	CDARS#182		
East West Bank	Pasadena, CA	169,940.26	CDARS#182		
Legacy Bank	Wiley, Co	161,983.30	CDARS#182		
The First National Bank of Syracuse	Syracuse, KS	135,876.03	CDARS#182		
BankFirst	Norfolk, NE	94,062.16	CDARS#183		
Citizens Savings Bank and Trust	Nashville, TX	76,244.17	CDARS#183		
First Western Trust Bank	Denver, CO	238,275.57	CDARS#183		
The First National Bank of Syracuse	Syracuse, KS	108,299.72	CDARS#184		
Optima Bank & Trust Company	Portsmouth, NH	109,195.62	CDARS#185		
Banterra Bank	Marion, IL	243,937.02	CDARS#186		
First Bank of Highland Park	Highland Park, Il	102,339.23	CDARS#186		
Optima Bank & Trust Company	Portsmouth, NH	134,741.40	CDARS#186		
Transportation Alliance Bank, Inc.	Ogden, UT	230,262.63	CDARS#186		
Colony Bank	Fitzgerald, GA	241,314.50	CDARS#187		
KS StateBank	Manhattan, KS	8,110.22	CDARS#187		
West Bank	West Des Moines	156,607.45	CDARS#187		
Sierra Vista Bank	Folsom, CA	110,089.70	CDARS#188		
Amarillo National Bank	Amarillo, TX	243,539.70	CDARS#189		
LegacyTexas Bank	Plano, TX	20,501.34	CDARS#189		
Liberty Bank and Trust Company	New Orleans, LA	7,366.75	CDARS#189		
Southern States Bank	Annninston, AL	243,539.70	CDARS#189		
SpiritBank	Tulsa, OK	195,169.26	CDARS#189		
First Capital Bank of Texas, N.A.	Midland, TX	243,529.89	CDARS#190		
Isreal Discount Bank of New York	New York, NY	243,529.89	CDARS#190		
LegacyTexas Bank	Plano, TX	223,029.37	CDARS#190		
Bank of the Ozarks	Little Rock, AR	143,523.51	ICS-AP		
Bremer Bank, National Association	South St. Paul, M	245,003.35	ICS-AP		
11241 Centennial Bank	Conway, AR	245,104.06	ICS-AP		
30903 Community Bank of the Chesape	Waldorf, MD	245,050.46	ICS-AP		
18618 Manufacturers Bank	Los Angeles, CA	245,096.85	ICS-AP		
5307 The First National Bank - Fox Vall	Neenah, WI	47.84	ICS-AP		
57512 Western Alliance Bank	Lincoln, NE	5.30	ICS-AP		
19861 Yadkin Bank	Statesville, NC	8.36	ICS-AP		
3931 Alerus Financial, N.A.	Grand Forks, ND	0.00	ICS-DPC		
34566 Alliance Bank	Phoenix, AZ	151,313.37	ICS-DPC		
57620 Arizona Bank & Trust	Phoenix, AZ	13.42	ICS-DPC		
4214 BOKF National Association	Tulsa, OK	245,069.60			
110 Bank of the Ozarks	Little Rock, AR	11.76	ICS-DPC		
12923 Bremer Bank, National Association	South St. Paul, M	47.22	ICS-DPC		
22769 Charter West Natl Bank	West Point, NE	68.52	ICS-DPC		
30903 Community Bank of the Chesape	Waldorf, MD	36.41	ICS-DPC		
57919 ConnectOne Bank	Englewood Cliffs,	100.70	ICS-DPC		
4977 First Tennessee Bank, NA	Memphis, TN	54.41	ICS-DPC		
659 Five Star Bank - Warsaw, NY	Warsaw, NY	100.70	ICS-DPC		
19531 Machias Savings Bank	Machias, ME	245,104.06	ICS-DPC		
18618 Manufacturers Bank	Los Angeles, CA	4.56	ICS-DPC		
18013 Mascoma Savings Bank	Lebanon, NH	245,104.06	ICS-DPC		
22346 Metropolitan Bank	Crystal Springs, M	89.03	ICS-DPC		
18429 Morton Community Bank	Morton, IL	14.93	ICS-DPC		
Oritani Bank	Township of West	35.03	ICS-DPC		
33867 Quad City Bank and Trust Compa	Bettendorf, IA	245,104.06	ICS-DPC		
30337 Sterling National Bank	Montebello, NY	245,104.06	ICS-DPC		
4255 The Camden National Bank	Camden, NE	10.07	ICS-DPC		
5307 The First National Bank - Fox Vall	Neenah, WI	16.53	ICS-DPC		
6653 The Park National Bank	Newark, OH	93.50	ICS-DPC		
2711 Traditional Bank, Inc.	Mount Sterling, K	245,033.56	ICS-DPC		
7759 Uninvest Bank and Trust Co.	Souderton, PA	16.64	ICS-DPC		
23737 Valley National Bank	Tulsa, OK	245,080.14	ICS-DPC		
57512 Western Alliance Bank	Phoenix, AZ	22.67	ICS-DPC		
1417 Woodlands National Bank	Hinckley, MN	1.38	ICS-DPC		
19861 Yadkin Bank	Statesville, NC	65.12	ICS-DPC		
34566 Alliance Bank	Cape Girardeau, M	93,718.68			
12923 Bremer Bank, National Association	South St. Paul, M	3.43	ICS-HP		
30903 Community Bank of the Chesape	Waldorf, MD	14.21	ICS-HP		
57919 ConnectOne Bank	Englewood Cliffs,	245,003.35	ICS-HP		
4977 First Tennessee Bank, NA	Memphis, TN	15.64	ICS-HP		
659 Five Star Bank	Warsaw, NY	84,073.87	ICS-HP		
4255 The Camden National Bank	Camden, NE	71.79	ICS-HP		
The First National Bank - Fox Vall	Neenah, WI	5.61	ICS-HP		
7759 Uninvest Bank and Trust Co.	Souderton, PA	40.42	ICS-HP		
57512 Western Alliance Bank	Phoenix, AZ	10.37	ICS-HP		
19861 Yadkin Bank	Statesville, NC	6.30	ICS-HP		
110 Bank of the Ozarks	Little Rock, AR	101,568.77	ICS-PAY		
12923 Bremer Bank, National Association	South St. Paul, M	49.06	ICS-PAY		
30903 Community Bank of the Chesape	Waldorf, MD	0.05	ICS-PAY		
659 Five Star Bank - Warsaw, NY	Warsaw, NY	160,929.48	ICS-PAY		
First Tennessee Bank, NA	Memphis, TN	9,570.84	ICS-PAY		
22346 Metropolitan Bank	Crystal Springs, M	245,003.35	ICS-PAY		
18429 Morton Community Bank	Morton, IL	68.99	ICS-PAY		
Oritani Bank	Township of West	245,003.35	ICS-PAY		
5307 The First National Bank - Fox Vall	Neenah, WI	12.17	ICS-PAY		
6653 The Park National Bank	Newark, OH	245,009.52	ICS-PAY		
7759 Uninvest Bank and Trust Co.	Souderton, PA	18.04	ICS-PAY		
57512 Western Alliance Bank	Phoenix, AZ	8.64	ICS-PAY		
19861 Yadkin Bank	Statesville, NC	4.13	ICS-PAY		
		\$22,735,402.95			