

**WOOD COUNTY, TEXAS  
COMBINED STATEMENT OF CASH ACCOUNTS ACTIVITY  
FOR THE MONTH ENDING JANUARY 31, 2016**

FILED FOR PUBLIC RECORDS  
2016 JAN 11 10:00:31  
COUNTY CLERK, WOOD COUNTY, TX

FUND CODE	FUND NAME	PRIOR-MONTH		CASH BALANCE 12/31/2015	RECEIPTS	DISBURSEMENTS	TRANSFER IN(OUT)	Net Change	CASH BALANCE 1/31/2016
		12/31/2015	RECLASSES						
<b>BUDGETED FUNDS</b>									
<u>OPERATING FUNDS</u>									
100	General	\$ 13,905,786.33		\$ 13,905,786.33	\$ 5,641,745.63	\$ (942,215.95)	\$ 8,529.93	\$ 4,708,059.61	\$ 18,613,845.94
200	Road and Bridge Fund	3,280,866.62		3,280,866.62	2,079,213.54	(276,779.85)	(22.18)	1,802,411.51	5,083,278.13
270	Tobacco Settlement Fund	60,160.57		60,160.57	0.00	0.00	0.00	0.00	60,160.57
	<b>Total Operating Funds</b>	<b>\$ 17,246,813.52</b>	<b>\$ -</b>	<b>\$ 17,246,813.52</b>	<b>\$ 7,720,959.17</b>	<b>\$ (1,218,995.80)</b>	<b>\$ 8,507.75</b>	<b>\$ 6,510,471.12</b>	<b>\$ 23,757,284.64</b>
<u>SPECIAL REVENUE FUNDS</u>									
230	CC-Records Mgmt. & Preservation	446,725.44		446,725.44	11,105.65	(39.20)	0.00	11,066.45	457,791.89
231	General Records Mgmt. & Preservation	34,551.54		34,551.54	703.30	(772.46)	0.00	(68.16)	34,482.38
232	CC-Records Archive Fee	367,849.65		367,849.65	10,839.71	0.00	0.00	10,839.71	378,689.36
234	Courthouse Security	34,629.47		34,629.47	1,963.76	(84.89)	0.00	1,878.87	36,508.34
235	Hotel and Motel Tax	77,268.79		77,268.79	3,379.12	(6,315.49)	0.00	(2,936.37)	74,332.42
236	Child Welfare	762.50		762.50	2,697.52	(2,696.83)	0.00	0.69	763.19
238	Crime Victims Services	4,069.96		4,069.96	2.74	0.00	0.00	2.74	4,072.70
239	Justice Court Technology	52,576.00		52,576.00	759.01	(248.92)	0.00	510.09	53,086.09
240	DC-Records Mgmt & Preservation	39,416.90		39,416.90	340.22	0.00	0.00	340.22	39,757.12
241	JP Building Security Fee	20,931.81		20,931.81	192.92	0.00	0.00	192.92	21,124.73
242	Elections Special	25,118.70		25,118.70	16.97	0.00	0.00	16.97	25,135.67
243	Guardianship	35,705.26		35,705.26	404.35	0.00	0.00	404.35	36,109.61
244	CC-Technology	3,717.56		3,717.56	49.54	0.00	0.00	49.54	3,767.10
245	DC-Technology	5,161.31		5,161.31	227.87	0.00	0.00	227.87	5,389.18
246	DC-Records Archive Fee	27,393.47		27,393.47	495.48	0.00	0.00	495.48	27,888.95
247	DC-CT Records Preservation	25,483.75		25,483.75	162.28	0.00	0.00	162.28	25,646.03
260	Law Library	30,202.99		30,202.99	1,350.31	(2,367.54)	0.00	(1,017.23)	29,185.76
305	Constable Forfeiture	2,138.83		2,138.83	1.43	0.00	0.00	1.43	2,140.26
	<b>Total Special Revenue Funds</b>	<b>\$ 1,233,703.93</b>	<b>\$ -</b>	<b>\$ 1,233,703.93</b>	<b>\$ 34,692.18</b>	<b>\$ (12,525.33)</b>	<b>\$ 0.00</b>	<b>\$ 22,166.85</b>	<b>\$ 1,255,870.78</b>
<u>OTHER FUNDS</u>									
250	Right of Way	808,228.89		808,228.89	602.51	0.00	0.00	602.51	808,831.40
281	Community Supervision & Corr.	423,108.03		423,108.03	23,837.94	(36,338.70)	0.00	(12,500.76)	410,607.27
290	Juvenile Probation Department	7,236.87		7,236.87	21,353.00	(16,739.20)	0.00	4,613.80	11,850.67
892	Historical Commission	47,828.74		47,828.74	60.00	(236.55)	0.00	(176.55)	47,652.19
	<b>Total Other Funds</b>	<b>\$ 1,286,402.53</b>	<b>\$ -</b>	<b>\$ 1,286,402.53</b>	<b>\$ 45,853.45</b>	<b>\$ (53,314.45)</b>	<b>\$ -</b>	<b>\$ (7,461.00)</b>	<b>\$ 1,278,941.53</b>
	<b>TOTAL BUDGETED FUNDS</b>	<b>\$ 19,766,919.98</b>	<b>\$ -</b>	<b>\$ 19,766,919.98</b>	<b>\$ 7,801,504.80</b>	<b>\$ (1,284,835.58)</b>	<b>\$ 8,507.75</b>	<b>\$ 6,525,176.97</b>	<b>\$ 26,292,096.95</b>
<b>NON-BUDGETED AND NON-COUNTY FUNDS</b>									
880	Treasurer's State Fees	63,462.32		63,462.32	28,961.86	(77,299.49)	(8,507.75)	(56,845.38)	6,616.94
891	Payroll Fund	(31.00)		(31.00)	0.00	31.00	0.00	31.00	(0.00)
999	Upper Sabine Valley Waste Mgmt	407,437.43		407,437.43	166,466.06	(65,447.17)	0.00	101,018.89	508,456.32
	<b>TOTAL NON-BUDGETED FUNDS</b>	<b>\$ 470,868.75</b>	<b>\$ -</b>	<b>\$ 470,868.75</b>	<b>\$ 195,427.92</b>	<b>\$ (142,715.66)</b>	<b>\$ (8,507.75)</b>	<b>\$ 44,204.51</b>	<b>\$ 515,073.26</b>
	<b>TOTAL CASH IN POOLED ACCOUNTS</b>	<b>\$ 20,237,788.73</b>	<b>\$ -</b>	<b>\$ 20,237,788.73</b>	<b>\$ 7,996,932.72</b>	<b>\$ (1,427,551.24)</b>	<b>\$ -</b>	<b>\$ 6,569,381.48</b>	<b>\$ 26,807,170.21</b>
<b>CASH IN BANK - POOLED CASH ACCOUNTS</b>									
890	AP Pooled Cash	999,570.92		999,570.92	489.27	(506,860.93)	330,000.00	(176,371.66)	823,199.26
890	Payroll Pooled Cash	996,618.91		996,618.91	513.16	(919,920.31)	410,000.00	(509,407.15)	487,211.76
890	Deposits Pooled Cash	2,791,693.51		2,791,693.51	7,983,828.75	0.00	(3,465,677.52)	4,518,151.23	7,308,844.74
890	CD Investments 12 month Maturity	2,292,981.87		2,292,981.87	1,941.98	0.00	0.00	1,941.98	2,294,923.85
890	CD Non-Depository	488,027.42		488,027.42	737.28	0.00	0.00	737.28	488,764.70
890	CDARS Investments	12,161,494.58		12,161,494.58	9,308.49	0.00	2,725,677.52	2,734,986.01	14,896,480.59
890	TexPool Pooled Investments	501,011.52		501,011.52	113.79	0.00	0.00	113.79	501,125.31
890	Jury Pooled Cash	6,390.00	0.00	6,390.00	0.00	(770.00)	0.00	(770.00)	5,620.00
	<b>TOTAL CASH IN BANK - POOLED CASH ACCOUNTS</b>	<b>\$ 20,237,788.73</b>	<b>\$ -</b>	<b>\$ 20,237,788.73</b>	<b>\$ 7,996,932.72</b>	<b>\$ (1,427,551.24)</b>	<b>\$ 0.00</b>	<b>\$ 6,569,381.48</b>	<b>\$ 26,807,170.21</b>
					0.00	0.00	0.00	0.00	0.00

				0.00					
FUND CODE	FUND NAME	12/31/2015	RECLASSES	CASH BALANCE 12/31/2015	RECEIPTS	DISBURSEMENTS	TRANSFER IN/(OUT)	Net Change	CASH BALANCE 1/31/2016
<b>CASH IN BANK - NON POOLED CASH ACCOUNTS - NON-BUDGE</b>									
<b>BANKTEXAS ACCOUNTS</b>									
200	Road & Bridge CD RRC Restricted	\$ 26,112.51		\$ 26,112.51	\$ 22.18	\$0.00	\$0.00	\$22.18	\$ 26,134.69
401	Grant Fund	0.00		0.00	8,125.00	(8,125.00)	0.00	0.00	0.00
601	Interest & Sinking	21,675.11		21,675.11	120.63	0.00	0.00	120.63	21,795.74
895	Health Plan	365,554.82		365,554.82	199,272.90	(203,912.10)	(16.60)	(4,655.80)	360,899.02
895	Health Plan CD 12 month maturity	206,238.88		206,238.88	140.78	0.00	0.00	140.78	206,379.66
895	Health Plan CDARS	982,477.56		982,477.56	1,241.48	0.00	16.60	1,258.08	983,735.64
898	MRP/DPC Clearing	5,786.22		5,786.22	3,588.52	(3,746.66)	0.00	(158.14)	5,628.08
	JP1 Clearing	13,296.56		13,296.56	18,462.96	(14,717.36)	0.00	3,745.60	17,042.16
	JP2 Clearing	7,228.20		7,228.20	9,859.00	(7,636.15)	0.00	2,222.85	9,451.05
	JP3 Clearing	12,105.36		12,105.36	11,648.96	(14,364.36)	0.00	(2,715.40)	9,389.96
	JP4 Clearing	2,815.50		2,815.50	7,478.40	(3,591.00)	0.00	3,887.40	6,702.90
	RV Clearing	373.00		373.00	3,785.00	(3,928.00)	0.00	(143.00)	230.00
	Treasurer's Credit Card	0.00		0.00	575.00	(575.00)	0.00	0.00	0.00
999	USVSWMD CD TCEQ Restricted	12,533.99	0.00	12,533.99	10.65	0.00	0.00	10.65	12,544.64
<b>TOTAL BANKTEXAS - NON POOLED CASH ACCOUNTS</b>		<b>\$ 1,656,197.71</b>	<b>\$ -</b>	<b>\$ 1,656,197.71</b>	<b>\$ 264,331.46</b>	<b>\$ (260,595.63)</b>	<b>\$0.00</b>	<b>\$ 3,735.83</b>	<b>\$ 1,659,933.54</b>
<b>TEXPOOL ACCOUNTS</b>									
601	Interest & Sinking	35,975.85		35,975.85	8.22	0.00	0.00	8.22	35,984.07
895	Health Plan	1,147.41	0.00	1,147.41	0.31	0.00	0.00	0.31	1,147.72
<b>TOTAL TEXPOOL - NON POOLED CASH ACCOUNTS</b>		<b>\$ 37,123.26</b>	<b>\$ -</b>	<b>\$ 37,123.26</b>	<b>\$ 8.53</b>	<b>\$0.00</b>	<b>\$0.00</b>	<b>\$ 8.53</b>	<b>\$ 37,131.79</b>
<b>TOTAL CASH IN BANK - NON POOLED CASH ACCOUNTS</b>		<b>\$ 1,693,320.97</b>	<b>\$ -</b>	<b>\$ 1,693,320.97</b>	<b>\$ 264,339.99</b>	<b>\$ (260,595.63)</b>	<b>\$0.00</b>	<b>\$ 3,744.36</b>	<b>\$ 1,697,065.33</b>
<b>TOTAL CASH IN BANK - ALL TREASURER'S ACCOUNTS</b>		<b>\$ 21,931,109.70</b>	<b>\$ -</b>	<b>\$ 21,931,109.70</b>	<b>\$ 8,261,272.71</b>	<b>\$ (1,688,146.87)</b>	<b>\$0.00</b>	<b>\$ 6,573,125.84</b>	<b>\$ 28,504,235.54</b>

Miscellaneous Information 0.00

Indebtedness as of 1/31/2016: \$0.00 Certificate of Obligation: None  
 RB Line of Credit-Railroad Commission \$25,000 CD Secured - Current Balance Available \$26,135

Bank Texas (including CDARS and ICS)	Cash Balance	\$ 27,477,213.74	
Non-Depository Investments	Cash Balance	488,764.70	
TexPool:	Cash Balance	538,257.10	
Total		\$ 28,504,235.54	0.00
Bank Texas Interest Income: Interest Rate .00%-0.65%		\$ 4,762.90	
Certificates of Deposit: Interest Rates Varies		2,852.87	
CDARS Interest Income		10,549.97	
TexPool Interest Income: Interest Rate 0.27%		122.32	
Total Interest Income		\$ 18,288.06	3,342.19

I, Becky S. Burford, County Treasurer, in and for the County of Wood, State of Texas, do hereby present the January 2016 Statement of Cash Accounts Activity, the attached Treasurer's Report of Cash Receipts and Disbursements, and the Report of Securities as true and correct statements, to the best of my knowledge, of accounts under the control of Wood County Treasurer and furthermore state that the fund balance on deposit furthermore state that the fund balances are on deposit earning interest in accordance with the Wood County Investment Policy earning interest in accordance with the Wood County Investment Policy and Wood County Depository Contract.

*Becky S. Burford* 2/10/2016  
 Becky S. Burford, Wood County Treasurer

Presented, examined, and accepted at the regular term of Commissioners Court on this the 26th day of January 2016.

*Bryan Jones*  
 Bryan Jones, County Judge

*Virgil Holland, Jr.*  
 Virgil Holland, Jr. Commissioner Precinct 1


*Jerry Gaskill*  
 Jerry Gaskill, Commissioner Precinct 2

*Roger Pace*  
 Roger Pace, Commissioner Precinct 3

*Russell Acter*  
 Russell Acter, Commissioner Precinct 4

*Terri Sellars*  
 Terri Sellars, Auditor

ATTEST:  
*Kelley Price*  
 Kelley Price, County Clerk



**WOOD COUNTY, TEXAS  
 RECAP OF FUNDS BY BANK ACCOUNTS  
 FOR THE MONTH ENDING JANUARY 31, 2016**

RECEIVED  
 2016 FEB 11 10:18:31  
 COUNTY CLERK'S OFFICE

Fund	Beginning Cash Balance	M-T-D Receipts	M-T-D Disbursements	10/01/2015	Ending Balance	BankTexas Quitman	-----Allocation of Cash-----			Total Cash
							BankTexas CDARS	Non-Depository Banks	TexPool	
200 Road & Bridge CD Restricted	\$ 26,112.51	\$22.18	\$0.00	\$0.00	\$26,134.69	\$26,134.69	\$0.00	\$0.00	\$0.00	\$26,134.69
401 Texas Comm. Dev. Program	0.00	8,125.00	(8,125.00)	0.00	0.00	0.00	0.00	0.00	0.00	0.00
601 Interest and Sinking	57,650.96	128.85	0.00	0.00	57,779.81	21,795.74	0.00	0.00	35,984.07	57,779.81
890 Pooled Funds	5,295,284.86	7,984,944.97	(1,427,551.24)	(2,725,677.52)	9,127,001.07	8,625,875.76	0.00	0.00	501,125.31	9,127,001.07
890 Pooled CDs	14,942,503.87	11,987.75	0.00	2,725,677.52	17,680,169.14	2,294,923.85	14,896,480.59	488,764.70	0.00	17,680,169.14
895 Health Plan Fund	366,702.23	199,273.21	(203,912.10)	(16.60)	362,046.74	360,899.02	0.00	0.00	1,147.72	362,046.74
895 Health Plan CDs	1,188,716.44	1,382.26	0.00	16.60	1,190,115.30	206,379.66	983,735.64	0.00	0.00	1,190,115.30
898 MRP/DPC Clearing	5,786.22	3,588.52	(3,746.66)	0.00	5,628.08	5,628.08	0.00	0.00	0.00	5,628.08
JP1 Clearing	13,296.56	18,462.96	(14,717.36)	0.00	17,042.16	17,042.16	0.00	0.00	0.00	17,042.16
JP2 Clearing	7,228.20	9,859.00	(7,636.15)	0.00	9,451.05	9,451.05	0.00	0.00	0.00	9,451.05
JP3 Clearing	12,105.36	11,648.96	(14,364.36)	0.00	9,389.96	9,389.96	0.00	0.00	0.00	9,389.96
JP4 Clearing	2,815.50	7,478.40	(3,591.00)	0.00	6,702.90	6,702.90	0.00	0.00	0.00	6,702.90
RV Park Clearing	373.00	3,785.00	(3,928.00)	0.00	230.00	230.00	0.00	0.00	0.00	230.00
Treasurer's Credit Card	0.00	575.00	(575.00)	0.00	0.00	0.00	0.00	0.00	0.00	0.00
999 USVSWMD CD Restricted*	<u>12,533.99</u>	<u>10.65</u>	<u>0.00</u>	<u>0.00</u>	<u>12,544.64</u>	<u>12,544.64</u>	<u>0.00</u>	<u>0.00</u>	<u>0.00</u>	<u>12,544.64</u>
<b>Grand Total</b>	<b>\$21,931,109.70</b>	<b>\$ 8,261,272.71</b>	<b>\$ (1,688,146.87)</b>	<b>\$ -</b>	<b>\$ 28,504,235.54</b>	<b>\$ 11,596,997.51</b>	<b>\$ 15,880,216.23</b>	<b>\$ 488,764.70</b>	<b>\$ 538,257.10</b>	<b>\$ 28,504,235.54</b>
*Non-County Funds										

**WOOD COUNTY, TEXAS  
COMBINED STATEMENT OF CASH ACCOUNTS ACTIVITY  
FOR THE YEAR-TO-DATE ENDING JANUARY 31, 2016**

2016 FEB 11 10:03:31  
COUNTY CLERK, WOOD COUNTY, TX

FUND CODE	FUND NAME	CASH BALANCE	REVISION	CASH BALANCE	YEAR-TO-DATE RECEIPTS	YEAR-TO-DATE DISBURSEMENTS	TRANSFER IN/(OUT)	Net Change	CASH BALANCE 1/31/2016
		10/01/2015	PRIOR-MONTH RECLASSES	10/01/2015					
<b>BUDGETED FUNDS</b>									
<b>OPERATING FUNDS</b>									
100	General	\$ 14,080,624.13	\$ 18,769.49	\$ 14,099,393.62	\$ 9,667,123.48	\$ (5,070,035.95)	\$ (82,635.21)	\$ 4,514,452.32	\$ 18,613,845.94
200	Road and Bridge Fund	3,482,302.52	(31,173.86)	3,451,128.66	3,502,027.31	(1,869,790.67)	(87.17)	1,632,149.47	5,083,278.13
270	Tobacco Settlement Fund	60,160.57	0.00	60,160.57	0.00	0.00	0.00	0.00	60,160.57
	<b>Total Operating Funds</b>	<b>\$ 17,623,087.22</b>	<b>\$ (12,404.37)</b>	<b>\$ 17,610,682.85</b>	<b>\$ 13,169,150.79</b>	<b>\$ (6,939,826.62)</b>	<b>\$ (82,722.38)</b>	<b>\$ 6,146,601.79</b>	<b>\$ 23,757,284.64</b>
<b>SPECIAL REVENUE FUNDS</b>									
230	CC-Records Mgmt. & Preservation	398,502.66	8,177.00	406,679.66	52,930.92	(1,818.69)	0.00	51,112.23	457,791.89
231	General Records Mgmt. & Preservation	35,634.61	(11.00)	35,623.61	3,348.74	(4,489.97)	0.00	(1,141.23)	34,482.38
232	CC-Records Archive Fee	339,337.98	(8,187.00)	331,150.98	50,038.38	(2,500.00)	0.00	47,538.38	378,689.36
234	Courthouse Security	29,917.25	0.00	29,917.25	9,120.73	(2,529.64)	0.00	6,591.09	36,508.34
235	Hotel and Motel Tax	73,939.06	0.00	73,939.06	30,723.53	(30,330.17)	0.00	393.36	74,332.42
236	Child Welfare	361.33	0.00	361.33	4,404.08	(4,002.22)	0.00	401.86	763.19
238	Crime Victims Services	4,042.61	0.00	4,042.61	30.09	0.00	0.00	30.09	4,072.70
239	Justice Count Technology	56,826.83	(225.00)	56,601.83	3,664.40	(7,180.14)	0.00	(3,515.74)	53,086.09
240	DC-Records Mgmt & Preservation	38,159.18	(3.00)	38,156.18	1,607.94	(7.00)	0.00	1,600.94	39,757.12
241	JP Building Security Fee	24,824.08	0.00	24,824.08	929.14	(4,628.49)	0.00	(3,699.35)	21,124.73
242	Elections Special	23,627.63	0.00	23,627.63	1,508.04	0.00	0.00	1,508.04	25,135.67
243	Guardianship	34,801.21	0.00	34,801.21	1,308.40	0.00	0.00	1,308.40	36,109.61
244	CC-Technology	3,594.64	0.00	3,594.64	172.46	0.00	0.00	172.46	3,767.10
245	DC-Technology	4,453.61	0.00	4,453.61	935.57	0.00	0.00	935.57	5,389.18
246	DC-Records Archive Fee	25,662.06	0.00	25,662.06	2,226.89	0.00	0.00	2,226.89	27,888.95
247	DC-CT Records Preservation	25,232.82	0.00	25,232.82	413.21	0.00	0.00	413.21	25,646.03
260	Law Library	31,508.89	0.00	31,508.89	5,325.70	(7,648.83)	0.00	(2,323.13)	29,185.76
305	Constable Forfeiture	2,134.94	0.00	2,134.94	5.32	0.00	0.00	5.32	2,140.26
	<b>Total Special Revenue Funds</b>	<b>\$ 1,152,561.39</b>	<b>(249.00)</b>	<b>\$ 1,152,312.39</b>	<b>\$ 168,693.54</b>	<b>\$ (65,135.15)</b>	<b>\$ -</b>	<b>103,558.39</b>	<b>\$ 1,255,870.78</b>
<b>OTHER FUNDS</b>									
250	Right of Way	806,674.87	0.00	806,674.87	2,156.53	0.00	0.00	2,156.53	808,831.40
281	Community Supervision & Corr.	426,707.61	(75.00)	426,632.61	149,994.25	(166,019.59)	0.00	(16,025.34)	410,607.27
290	Juvenile Probation Department	(11,689.04)	12,901.20	1,212.16	128,112.00	(117,473.49)	0.00	10,638.51	11,850.67
892	Historical Commission	48,580.38	(186.14)	48,394.24	223.44	(965.49)	0.00	(742.05)	47,652.19
	<b>Total Other Funds</b>	<b>\$ 1,270,273.82</b>	<b>\$ 12,640.06</b>	<b>\$ 1,282,913.88</b>	<b>\$ 280,486.22</b>	<b>\$ (284,458.57)</b>	<b>\$ -</b>	<b>(3,972.35)</b>	<b>\$ 1,278,941.53</b>
	<b>TOTAL BUDGETED FUNDS</b>	<b>\$ 20,045,922.43</b>	<b>\$ (13.31)</b>	<b>\$ 20,045,909.12</b>	<b>\$ 13,618,330.55</b>	<b>\$ (7,289,420.34)</b>	<b>\$ (82,722.38)</b>	<b>6,246,187.83</b>	<b>\$ 26,292,096.95</b>
<b>NON-BUDGETED AND NON-COUNTY FUNDS</b>									
880	Treasurer's State Fees	70,028.93	13.31	70,042.24	129,991.88	(173,639.56)	(19,777.62)	(63,425.30)	6,616.94
891	Payroll Fund	(0.00)	0.00	(0.00)	0.00	0.00	0.00	0.00	(0.00)
999	Upper Sabine Valley Waste Mgmt	514,161.46	0.00	514,161.46	303,298.79	(309,003.93)	0.00	(5,705.14)	508,456.32
	<b>TOTAL NON-BUDGETED FUNDS</b>	<b>\$ 584,190.39</b>	<b>13.31</b>	<b>\$ 584,203.70</b>	<b>\$ 433,290.67</b>	<b>\$ (482,643.49)</b>	<b>\$ (19,777.62)</b>	<b>(69,130.44)</b>	<b>\$ 515,073.26</b>
	<b>TOTAL CASH IN POOLED ACCOUNTS</b>	<b>\$ 20,630,112.82</b>	<b>\$ (0.00)</b>	<b>\$ 20,630,112.82</b>	<b>\$ 14,051,621.22</b>	<b>\$ (7,772,063.83)</b>	<b>\$ (102,500.00)</b>	<b>\$ 6,177,057.39</b>	<b>\$ 26,807,170.21</b>
<b>CASH IN BANK - POOLED CASH ACCOUNTS</b>									
890	AP Pooled Cash	994,588.73	0.00	994,588.73	1,509.44	(3,572,898.91)	3,400,000.00	(171,389.47)	823,199.26
890	Payroll Pooled Cash	1,000,916.71	0.00	1,000,916.71	1,459.97	(4,195,164.92)	3,680,000.00	(513,704.95)	487,211.76
890	Deposits Pooled Cash	3,725,775.99	0.00	3,725,775.99	14,005,617.38	0.00	(10,421,548.63)	3,584,068.75	7,309,844.74
890	CD Investments 12 month Maturity	2,287,841.62	0.00	2,287,841.62	7,082.23	0.00	0.00	7,082.23	2,294,923.85
890	CD Non-Depository	488,658.36	0.00	488,658.36	1,475.34	0.00	(1,369.00)	106.34	488,764.70
890	CDARS Investments	11,626,015.80	0.00	11,626,015.80	34,197.16	0.00	3,236,267.63	3,270,464.79	14,896,480.59
890	TexPool Pooled Investments	500,845.61	0.00	500,845.61	279.70	0.00	0.00	279.70	501,125.31
890	Jury Pooled Cash	5,470.00	0.00	5,470.00	0.00	(4,000.00)	4,150.00	150.00	5,620.00
	<b>TOTAL CASH IN BANK - POOLED CASH ACCOUNTS</b>	<b>\$ 20,630,112.82</b>	<b>\$ -</b>	<b>\$ 20,630,112.82</b>	<b>\$ 14,051,621.22</b>	<b>\$ (7,772,063.83)</b>	<b>\$ (102,500.00)</b>	<b>\$ 6,177,057.39</b>	<b>\$ 26,807,170.21</b>

FUND CODE	FUND NAME	CASH BALANCE 10/01/2015	REVISION PRIOR-MONTH RECLASSES	CASH BALANCE 10/01/2015	RECEIPTS	DISBURSEMENTS	TRANSFER IN/(OUT)	Net Change	CASH BALANCE 1/31/2016
<b>CASH IN BANK - NON POOLED CASH ACCOUNTS - NON-BUDGETED, NON-COUNTY OR OTHER FUNDS</b>									
<b>BANKTEXAS ACCOUNTS</b>									
200	Road & Bridge CD RRC Restricted	\$ 26,047.52	\$ -	\$ 26,047.52	\$ 87.17	\$ -	\$ -	\$ 87.17	\$ 26,134.69
401	Grant Fund	0.00	0.00	0.00	24,800.50	(24,800.50)	0.00	0.00	0.00
601	Interest & Sinking	21,469.13	0.00	21,469.13	326.61	0.00	0.00	326.61	21,795.74
895	Health Plan	416,474.83	0.00	416,474.83	857,064.41	(1,011,717.49)	99,077.27	-55,575.81	360,899.02
895	Health Plan CD 12 month maturity	205,891.94	0.00	205,891.94	487.72	0.00	0.00	487.72	206,379.66
895	Health Plan CDARS	979,559.69	0.00	979,559.69	3,253.22	0.00	922.73	4,175.95	983,735.64
898	MRP/DPC Clearing	9,290.12	0.00	9,290.12	14,633.55	(20,795.59)	2,500.00	(3,662.04)	5,628.08
	JP1 Clearing	16,145.89	0.00	16,145.89	73,534.48	(72,638.21)	0.00	896.27	17,042.16
	JP2 Clearing	15,252.15	0.00	15,252.15	37,241.32	(43,042.42)	0.00	(5,801.10)	9,451.05
	JP3 Clearing Account	13,858.45	0.00	13,858.45	50,360.72	(54,829.21)	0.00	-4,468.49	9,389.96
	JP4 Clearing Account	4,536.00	0.00	4,536.00	25,279.80	(23,112.90)	0.00	2,166.90	6,702.90
	RV Clearing Account	145.00	0.00	145.00	14,696.00	(14,611.00)	0.00	85.00	230.00
	Treasurer's Credit Card	0.00	0.00	0.00	1,335.00	(1,335.00)	0.00	0.00	0.00
999	USVSWMD CD TCEQ Restricted	12,502.79	0.00	12,502.79	41.85	0.00	0.00	41.85	12,544.64
	<b>TOTAL BANKTEXAS - NON POOLED CASH ACCOUN</b>	<b>\$ 1,721,173.51</b>	<b>0.00</b>	<b>\$ 1,721,173.51</b>	<b>\$ 1,103,142.35</b>	<b>\$ (1,266,882.32)</b>	<b>\$ 102,500.00</b>	<b>\$ (61,239.97)</b>	<b>\$ 1,659,933.54</b>
<b>TEXPOOL ACCOUNTS</b>									
601	Interest & Sinking	35,963.96	0.00	35,963.96	20.11	0.00	0.00	20.11	35,984.07
895	Health Plan	1,147.23	0.00	1,147.23	0.49	0.00	0.00	0.49	1,147.72
	<b>TOTAL TEXPOOL - NON POOLED CASH ACCOUNTS</b>	<b>\$ 37,111.19</b>	<b>0.00</b>	<b>\$ 37,111.19</b>	<b>\$ 20.60</b>	<b>\$ 0.00</b>	<b>\$ 0.00</b>	<b>\$ 20.60</b>	<b>\$ 37,131.79</b>
	<b>TOTAL CASH IN BANK - NON POOLED CASH ACCOUNTS</b>	<b>\$ 1,758,284.70</b>	<b>0.00</b>	<b>\$ 1,758,284.70</b>	<b>\$ 1,103,162.95</b>	<b>\$ (1,266,882.32)</b>	<b>\$ 102,500.00</b>	<b>\$ (61,219.37)</b>	<b>\$ 1,697,065.33</b>
	<b>TOTAL CASH IN BANK - ALL TREASURER'S ACCOUNTS</b>	<b>\$ 22,388,397.52</b>	<b>\$ -</b>	<b>\$ 22,388,397.52</b>	<b>\$ 15,154,784.17</b>	<b>\$ (9,038,946.15)</b>	<b>\$ 0.00</b>	<b>\$ 6,115,838.02</b>	<b>\$ 28,504,235.54</b>

Miscellaneous Information

Indebtedness as of 1/31/2016: \$0.00 Certificate of Obligation: Non-Certificates of Obligation: None  
 RB Line of Credit-Railroad Commission \$25,000 CD Secured - Current Balance Available \$26,135

Bank Texas: Cash Balance	\$ 27,477,213.74
Non-Depository Investments: Cash Balance	488,764.70
TexPool: Cash Balance	538,257.10
<b>Total Cash Balance:</b>	<b>\$ 28,504,235.54</b>
Bank Texas Interest Income:	\$ 18,553.85
Non-Depository Interest Income	1,475.34
CDARS Interest Income	36,441.86
TexPool Interest Income:	300.30
<b>Total Interest Income</b>	<b>\$ 56,771.35</b>

I, Becky S. Burford, County Treasurer, in and for the County of Wood, State of Texas, do hereby present the January 2016 Year-to-date Statement of Cash Accounts Activity, the attached Treasurer's Report of Cash Receipts and Disbursements, and the Report of Securities as true and correct statements, to the best of my knowledge, of accounts under the control of Wood County Treasurer and furthermore state that the fund balance on deposit earning interest in accordance with the Wood County Investment Policy and Wood County Depository Contract.

*Becky S. Burford*  
 \_\_\_\_\_  
 Becky S. Burford, Wood County Treasurer

Presented, examined, and accepted at the regular term of Commissioners Court on this the 26th day of February 2016.

*Bryan Jeanes*  
 \_\_\_\_\_  
 Bryan Jeanes, County Judge


*Jerry Siskill*  
 \_\_\_\_\_  
 Jerry Siskill, Commissioner Precinct 2

*Roger Pace*  
 \_\_\_\_\_  
 Roger Pace, Commissioner Precinct 3

*Russell Acker*  
 \_\_\_\_\_  
 Russell Acker, Commissioner Precinct 4

*Ted Sellars*  
 \_\_\_\_\_  
 Ted Sellars, Auditor

*Valley Price*  
 \_\_\_\_\_  
 Valley Price, County Clerk



**WOOD COUNTY, TEXAS  
 RECAP OF FUNDS BY BANK ACCOUNTS  
 FOR THE YEAR-TO-DATE ENDING JANUARY 31, 2016**

2016 FEB 11 10:32 AM  
 WOOD COUNTY CLERK  
 1000 W. WOOD COUNTY BLVD  
 WOOD COUNTY, TEXAS 76798

Fund	Beginning Cash Balance	Y-T-D Receipts	Y-T-D Disbursements	Transfers	Ending Balance	BankTexas Quitman	-----Allocation of Cash-----			Total Cash
							BankTexas CDARS	Non-Depository Banks	TexPool	
200 Road & Bridge CD Restricted	\$ 26,047.52	\$ 87.17	\$ -	\$ -	\$ 26,134.69	\$ 26,134.69	\$ -	\$ -	\$ -	\$ 26,134.69
401 Texas Comm. Dev. Program	-	24,800.50	(24,800.50)	-	0.00	0.00	0.00	0.00	0.00	0.00
601 Interest and Sinking	57,433.09	346.72	-	-	57,779.81	21,795.74	0.00	0.00	35,984.07	57,779.81
890 Pooled Funds	6,227,597.04	14,008,866.49	(7,772,063.83)	(3,337,398.63)	9,127,001.07	8,625,875.76	0.00	0.00	501,125.31	9,127,001.07
890 Pooled CDs	14,402,515.78	42,754.73	-	3,234,898.63	17,680,169.14	2,294,923.85	14,896,480.59	488,764.70	0.00	17,680,169.14
895 Health Plan Fund	417,622.06	857,064.90	(1,011,717.49)	99,077.27	362,046.74	360,899.02	0.00	0.00	1,147.72	362,046.74
895 Health Plan CDs	1,185,451.63	3,740.94	-	922.73	1,190,115.30	206,379.66	983,735.64	0.00	0.00	1,190,115.30
898 Flex Savings Clearing	9,290.12	14,633.55	(20,795.59)	2,500.00	5,628.08	5,628.08	0.00	0.00	0.00	5,628.08
JP1 Clearing Account	16,145.89	73,534.48	(72,638.21)	-	17,042.16	17,042.16	0.00	0.00	0.00	17,042.16
JP2 Clearing Account	15,252.15	37,241.32	(43,042.42)	-	9,451.05	9,451.05	0.00	0.00	0.00	9,451.05
JP3 Clearing Account	13,858.45	50,360.72	(54,829.21)	-	9,389.96	9,389.96	0.00	0.00	0.00	9,389.96
JP4 Clearing Account	4,536.00	25,279.80	(23,112.90)	-	6,702.90	6,702.90	0.00	0.00	0.00	6,702.90
RV Park Clearing Account	145.00	14,696.00	(14,611.00)	-	230.00	230.00	0.00	0.00	0.00	230.00
Treasurer's Credit Card	-	1,335.00	(1,335.00)	-	0.00	0.00	0.00	0.00	0.00	0.00
999 USVSWMD CD Restricted*	12,502.79	41.85	0.00	0.00	12,544.64	12,544.64	0.00	0.00	0.00	12,544.64
<b>Grand Total</b>	<b>\$ 22,388,397.52</b>	<b>\$ 15,154,784.17</b>	<b>\$ (9,038,946.15)</b>	<b>0.00</b>	<b>\$ 28,504,235.54</b>	<b>\$ 11,596,997.51</b>	<b>\$ 15,880,216.23</b>	<b>\$ 488,764.70</b>	<b>\$ 538,257.10</b>	<b>\$ 28,504,235.54</b>

\*Non-County Funds

**SECURITIES PLEDGED TO WOOD COUNTY, TEXAS**  
**Report as of January 31, 2016**

ID	Pledge Date	Description	CUSIP	Maturity Date	Current Par	Market Value 31-Dec-15	Market Value 31-Jan-16
	02/02/2015	Houston Cmnty CLG	44236PEF1	2/15/19	\$140,000	\$157,627	\$158,095
	06/18/2012	Decatur, TX	243320GE2	3/1/19	150,000	159,143	159,895
	01/06/2015	Eules-CTFS	298263J88	8/15/19	50,000	54,885	55,190
	02/02/2015	Hallsville	406342AD7	8/15/19	125,000	127,659	128,604
	01/05/2015	Mequite ISD-Sch Bldg	59079594C7	8/15/19	150,000	163,812	164,742
	12/30/2014	Slidell ISD	831389EA5	8/15/19	160,000	172,062	173,032
	12/30/2014	Springtown	851830DZ9	8/15/19	165,000	169,140	170,295
	02/07/2013	Waco TX ISD	929845RP2	8/15/19	145,000	155,500	156,382
	12/30/2014	Celina-CTFS OBLG	151141MF2	9/1/19	65,000	68,712	69,170
	12/30/2014	Mineola, TX	602771JG3	9/1/19	165,000	182,594	183,501
	02/07/2013	Hewitt TX	428230NN2	11/1/19	110,000	115,035	115,906
	02/07/2013	Anahuac TX ISD	032645CZ4	2/15/20	100,000	112,999	113,662
	02/07/2013	Angelina Cnty TX	034717KW7	2/15/20	155,000	158,557	159,794
	02/07/2013	Arlington TX ISD	041826XC7	2/15/20	100,000	109,063	109,486
	12/30/2014	Diboll CTFS OBLIGA	252867KU9	2/15/20	80,000	82,786	83,406
	02/07/2013	Ector TX ISD	279272CQ9	2/15/20	110,000	117,767	118,687
	02/07/2013	Jasper TX ISD	471844HP8	2/15/20	105,000	117,545	118,347
	12/30/2014	Ennis CTFS OBLIG	293425VN1	8/1/20	100,000	106,680	107,594
	02/01/2013	Sanger TX	800876DH4	8/1/20	100,000	107,654	108,310
	01/05/2015	Beeville-CTFS	077131JG6	8/15/20	70,000	71,524	72,231
	02/06/2013	Keller TX	487684U91	8/15/20	140,000	144,879	145,124
	02/01/2013	Lone Oak TX ISD	542218GA4	8/15/20	195,000	201,464	203,418
	12/31/2014	SPR ISD Schoolhouse TX	85000OP79	8/15/20	100,000	110,246	110,201
	12/31/2014	Sulphur Springs-Ref TX	865525QZ5	9/1/20	180,000	182,378	184,190
	12/31/2014	Upton CO-Ref TX	916813AY4	2/1/21	100,000	104,340	105,526
	12/31/2014	Arlington ISD Bldg	041826XP8	2/5/21	150,000	167,156	168,687
	12/31/2014	Ei Campo ISD	282783FP9	2/15/21	175,000	188,172	190,612
	02/06/2013	Jasper TX ISD	471844HQ6	2/15/21	105,000	120,330	121,744
	02/09/2013	Ferris TX	31569CT3	3/1/21	105,000	113,876	114,487
	12/31/2014	Caldwell Cnty	129006FH0	8/1/21	60,000	64,306	64,791
	12/31/2014	Round Rock Util Sys	779244BY7	8/1/21	100,000	109,183	110,013
	12/31/2014	Beeville-CTFS	077131JH4	8/15/21	70,000	73,246	74,327
	12/31/2014	Krum TX	501080DZ5	8/15/21	100,000	113,559	115,053
	12/31/2014	Celina-CTFS OBLG	151141MH8	9/1/21	70,000	75,259	76,270
	02/07/2013	West Univ Place TX	956398QW4	2/1/22	100,000	111,434	112,487
	02/07/2013	Japser TX ISD	471844HR4	2/15/22	110,000	128,786	130,711
	02/07/2013	Ferris TX	315669CU0	3/1/22	110,000	118,987	119,819
	12/31/2014	Lake Jackson Wtr/SWR	510066NW9	4/15/23	100,000	104,816	106,777
	08/03/2015	N Tex Wtr Incrcpt	662842JD6	6/1/23	200,000	217,812	219,654
	08/03/2015	Nursery ISD SC	67058DBK6	8/15/23	180,000	178,294	181,589
	12/31/2014	Washington Jr. Clg	938688TG3	10/1/23	100,000	111,328	112,635
	11/05/2015	FNMA 10YR	31418A6V5	2/1/24	1,993,026	2,109,468	2,076,614
	12/31/2014	Watauga-CTFS	941097PA9	2/1/24	100,000	104,239	105,964
	12/31/2014	Belton ISD	081077WG0	2/15/24	100,000	106,072	106,676
		NE TX Cmnty Clg	6643788EE5	4/1/24	175,000	194,178	196,199
	12/31/2014	Hallsville-CTFS	406342AJ4	8/15/24	135,000	140,212	142,669
	12/31/2014	Lago Vista ISD	507075KC2	8/15/24	135,000	148,558	149,333
	12/31/2014	TX Tech	88276RCC4	8/1/25	105,000	111,769	112,635
	12/31/2014	Beeville-CTFS	077131JM3	8/15/25	155,000	172,459	175,207
	12/31/2014	Watauga-CTFS	941097PE1	2/1/28	105,000	111,484	112,973
	12/30/2015	FHLMC	3128MDY31	3/1/29	2,300,544	2,493,977	2,472,830
	01/08/2016	FNMA 20YR	31416W5Z1	11/1/30	1,375,730	0	1,477,394
	01/08/2016	FNMA 20YR	31416W5Z1	11/1/30	610,166	0	655,256
					<b>\$12,164,466</b>	<b>\$10,943,011</b>	<b>\$13,078,192</b>

(0) (0) (0)

Total BankTexas Account Balances as of report date: \$ 9,247,530 \$ 8,051,631  
118.33% 162.43%

NOTE: FDIC insurance coverage is in addition to listed securities.

WOOD COUNTY, TEXAS

INVESTMENT ACTIVITY FOR JANUARY 31, 2016

01/31/2016

CD ID	Description	Bank	Acct	Term	Original Principal	Prior Balance				Current Balance		
						12/31/2015	Purchases/Deposits	Interest Credited	Withdrawals	01/31/2016	Unpaid Interest	Unpaid Interest
16	*7485 DPC 12 MONTH	BT	DPC	365	\$ 500,000.00	\$ 514,109.80		\$ 436.64		\$ 514,546.24	\$ 310.13	\$ 310.13
17	*7507 DPC 12 MONTH	BT	DPC	365	250,000.00	257,054.81		211.10		257,265.91	155.06	155.06
18	*7523 HP 12 MONTH	BT	HP	365	75,000.00	77,116.38		65.50		77,181.88	46.52	46.52
58	*182 DPC 365 DAY	CNB	DPC	365	124,200.00	124,200.00		172.18		124,372.18	31.85	31.85
59	*183 DPC 365 DAY	CNB	DPC	365	124,200.00	124,200.00		172.18		124,372.18	31.85	31.85
60	*884 DPC 365 DAY	FNBW	DPC	365	117,500.00	119,813.71		196.46		120,010.17	34.19	34.19
61	*885 DPC 365 DAY	FNBW	DPC	365	117,500.00	119,813.71		196.46		120,010.17	34.19	34.19
68J & 68K	CDARS 30 Month	BT*	DPC	1001	600,000.00	615,499.46		1,813.39		617,312.85	91.31	91.31
69J & 69K	CDARS HP 30 Month	BT*	HP	1001	250,000.00	256,458.12		755.59		257,213.71	38.04	38.04
79I	CDARS 13 Week x9	BT	DPC	910	400,000.00	409,505.21		0.00		409,505.21	473.79	916.49
80I	CDARS 13 Week x9	BT	DPC	910	400,001.00	409,506.21		0.00		409,506.21	473.79	916.48
81I	CDARS 13 Week x9	BT	DPC	910	400,002.00	409,507.23		0.00		409,507.23	473.79	916.50
96	*4149 365 DAY	BT	DPC	365	500,000.00	506,362.80		295.22		506,658.02	8.88	8.88
97	*4160 365 DAY	BT	HP	365	127,500.00	129,122.50		75.28		129,197.78	2.26	2.26
123	CD 24 month	BT	DPC	730	500,000.00	507,727.33		495.90		508,223.23	304.23	304.23
124	CD 24 month	BT	DPC	730	500,000.00	507,727.33		495.90		508,223.23	304.23	287.67
137	CDARS 52 Week	BT	DPC	364		404,683.54		141.94	(404,825.48)	0.00	0.00	0.00
138	CDARS 13 Week	BT	HP	364		75,956.76		26.64	(75,983.40)	0.00	0.00	0.00
143	CDARS 104 Week	BT	DPC	728	402,250.00	406,364.46		397.09		406,761.55	0.00	0.00
145	CDARS 52 Week	BT	DPC	364	402,502.00	404,589.34		219.97		404,809.31	0.00	0.00
146	CDARS 104 Week	BT	DPC	728	402,251.00	405,559.65		396.31		405,955.96	0.00	0.00
147	CDARS 52 Week	BT	DPC	364	402,503.00	404,143.67		219.73		404,363.40	0.00	0.00
148	CDARS 52 Week	BT	HP	364	105,000.00	105,427.99		57.32		105,485.31	0.00	0.00
149	CDARS 104 Week	BT	DPC	728	402,252.00	404,935.01		395.70		405,330.71	0.00	0.00
150	CDARS 52 Week	BT	HP	364	106,000.00	106,392.88		57.85		106,450.73	0.00	0.00
151	CDARS 52 Week	BT	DPC	364	402,504.00	403,748.01		219.52		403,967.53	0.00	0.00
152	CDARS 52 Week	BT	HP	364	107,000.00	107,291.19		58.33		107,349.52	0.00	0.00
153	CDARS 52 Week	BT	DPC	364	705,001.00	706,832.86		384.30		707,217.16	0.00	0.00
154	CDARS 104 Week	BT	DPC	728	705,002.00	708,297.07		692.12		708,989.19	0.00	0.00
155	CDARS 52 Week	BT	DPC	364	705,003.00	706,748.11		384.26		707,132.37	0.00	0.00
156	CDARS 104 Week	BT	DPC	728	402,505.00	404,281.45		391.62		404,673.07	0.00	0.00
157	CDARS 52 Week	BT	DPC	364	705,004.00	706,662.36		384.21		707,046.57	0.00	0.00
158	CDARS 52 Week	BT	DPC	364	705,005.00	706,489.93		384.12		706,874.05	0.00	0.00
159	CDARS 52 Week	BT	DPC	364	402,506.00	403,304.28		219.27		403,523.55	0.00	0.00
160	CDARS 52 Week	BT	DPC	364	705,006.00	705,006.00		0.00		705,006.00	384.09	1,782.28
161	CDARS 52 Week	BT	DPC	364	505,000.00	505,691.14		274.94		505,966.08	0.00	0.00
162	CDARS 104 Week	BT	DPC	728	402,507.00	403,488.76		390.85		403,879.61	0.00	0.00
163	CDARS 104 Week	BT	HP	728	101,000.00	101,224.22		98.05		101,322.27	0.00	0.00
164	CDARS 52 Week	BT	DPC	364	505,001.00	505,630.06		274.91		505,904.97	0.00	0.00
165	CDARS 52 Week	BT	DPC	364	505,002.00	505,506.95		274.84		505,781.79	0.00	0.00
166	CDARS 52 Week	BT	HP	364	128,500.00	128,628.50		69.94		128,698.44	0.00	0.00
167	CDARS 30 Month	BT	DPC	910	515,000.00	515,513.82		455.54		515,969.36	0.00	0.00
168	CDARS 104 Week	BT	HP	728	101,001.00	101,097.90		85.90		101,183.80	0.00	0.00
168A	CDARS 13 Month	BT	DPC	392	600,000.00		600,000.00	251.56		600,251.56	0.00	0.00
169	CDARS 104 Week	BT	HP	392	76,000.00		76,000.00	31.86		76,031.86	0.00	0.00
170	CDARS 104 Week	BT	DPC	728	405,500.00		405,500.00	200.01		405,700.01	0.00	0.00
171	CDARS 30 Month	BT	DPC	910	620,000.00		620,000.00	252.29		620,252.29	0.00	0.00
172	CDARS 30 Month	BT	DPC	910	260,000.00		260,000.00	105.80		260,105.80	0.00	0.00
173	CDARS 30 Month	BT	DPC	910	415,000.00		415,000.00	61.40		415,061.40	0.00	0.00
174	CDARS 30 Month	BT	DPC	910	415,001.00		415,001.00	61.40		415,062.40	0.00	0.00
175	CDARS 30 Month	BT	DPC	910	415,002.00		415,002.00	61.40		415,063.40	0.00	0.00
Restricted	RB CD *1703 RRC	BT*	DPC	365	25,000.00	26,113.90		22.18		26,136.08	0.00	0.00
Restricted	USV CD *1639 TCEQ	BT*	DPC	365	12,000.00	12,533.99		10.65		12,544.64	0.00	0.00
<b>Total CDs</b>					\$18,759,711.00	\$ 16,169,868.20	\$ 3,206,503.00	\$ 13,395.62	\$ (480,808.88)	\$ 18,908,957.94	\$ 3,198.20	\$ 5,907.93
<b>TEXPOOL</b>												
<b>WAM</b>												
	Deposit Pooled Cash	TxP	DPC	1		\$ 501,011.52	\$ -	\$ 113.79	\$ -	\$ 501,125.31	n/a	n/a
	Interest & Sinking	TxP	I&S	1		35,975.85	0.00	8.22	0.00	35,984.07	n/a	n/a
	Health Plan	TxP	HP	1		1,147.41	0.00	0.31	0.00	1,147.72	n/a	n/a
<b>Total Pools</b>						\$ 538,134.78	\$ -	\$ 122.32	\$ -	\$ 538,257.10		
<b>Insured Cash Sweeps Accounts</b>												
	Deposit Pooled Cash	BT*		n/a	n/a	\$ 1,323,358.97	\$ 8,715,627.31	\$ 3,049.24	\$ (1,003,287.50)	\$ 9,038,748.02	n/a	n/a
	Accounts Payable Cash	BT*		n/a	n/a	1,075,732.00	307,274.25	489.27	(415,203.17)	968,292.35	n/a	n/a
	Payroll Cash	BT*		n/a	n/a	1,411,003.67	410,000.00	513.16	(933,753.36)	887,763.47	n/a	n/a
	Health Plan	BT*		n/a	n/a	282,552.36	272,995.37	190.00	(190,057.55)	365,680.18	n/a	n/a
<b>Total Sweeps</b>						\$ 4,092,647.00	\$ 9,705,896.93	\$ 4,241.67	\$ (2,542,301.58)	\$ 11,260,484.02		
<b>Total Investments</b>					347	\$ 20,800,649.98	\$ 12,912,399.93	\$ 17,759.61	\$ (3,023,110.46)	\$ 30,707,699.06	\$ 3,198.20	\$ 5,907.93

FILED FOR RECORDS  
JAN 31 2016  
CLERK OF COURTS  
WOOD COUNTY TEXAS




**Investments By Type**

BT - Traditional CD	\$ 2,501,296.29	8.15%
BT - CDARS	15,880,216.23	51.71%
Non-Depository CD	488,764.70	1.59%
BT-Restricted CD	38,680.72	0.13%
BT-ICS *	11,260,484.02	36.67%
Pools	538,257.10	1.75%
<b>Total</b>	<b>\$ 30,707,699.06</b>	<b>100.00%</b>

\* Does not include in-transit items which can be either positive or negative.

Note BT\* - BankTexas is the county's placement bank for both CDARS and ICS accounts into other FDIC covered banks. For bank details use Supplement Investment Schedule.

I hereby submit the above report in addition to attached Supplement Investment Schedule as the written report of investment transactions for all invested funds held by Wood County Treasurer for period shown above and certify that these investments are in compliance with the local investment policy and Public Funds Investment Act.



Becky S. Burford, Wood County Treasurer  
Wood County Investment Officer

**WOOD COUNTY, TEXAS**  
**Supplement Investment Schedule**  
**Summary of FDIC-Insured Institutions**  
**Outside of Depository Bank**

01/31/2016

Bank	Location	Balance	Reference	Maturity Date	Recap By Type	Totals
City National Bank	Quitman, TX	\$ 248,744.36	CD 58& 59	10/15/2015	Local CD	\$ 488,764.70
First National Bank-Winnsboro, T	Winnsboro, TX	240,020.34	CD 60& 61	10/16/2015	Insured Cash Sweep	11,260,484.62
Allegiance	Houston, TX	248,500.00	CDARS#68K	04/28/2016	CDARS	15,880,216.23
Great Southern Bank	Reeds Springs, TX	114,496.82	CDARS#68K	04/28/2016		\$ 27,629,464.95
Mabrey Bank	Bixby, OK	197,286.29	CDARS#68K	04/28/2016		
Western Alliance Bank	Phoenix, AZ	57,029.74	CDARS#68K	04/28/2016		
Mabrey Bank	Bixby, OK	51,213.71	CDARS#69K - HP	04/28/2016		
Prairie Community Bank	Marengo, IL	206,000.00	CDARS#69K - HP	04/28/2016		
Capital Bank, National Association	Rockville, MD	247,000.00	CDARS#79I	03/03/2016		
First State Bank of Forsyth	Forsyth, MT	138,505.21	CDARS#79I	03/03/2016		
Landmark Bank, National Associa	Columbia, MO	24,000.00	CDARS#79I	03/03/2016		
Everbank	Jacksonville, FL	78,354.35	CDARS#80I	03/03/2016		
First State Bank of Forsyth	Forsyth, MT	108,494.79	CDARS#80I	03/03/2016		
S&T Bank	Indiana, PA	156,164.30	CDARS#80I	03/03/2016		
Xenith Bank	Richmond, VA	66,492.77	CDARS#80I	03/03/2016		
Sovereign Bank	Dallas, TX	247,000.00	CDARS#81I	03/03/2016		
Xenith Bank	Richmond, VA	162,507.23	CDARS#81I	03/03/2016		
Bangor Savings Bank	Bangor, NE	242,691.78	CDARS#143	02/09/2017		
EagleBank	Bethesda, MD	42,469.04	CDARS#143	02/09/2017		
First National Bank of Michigan	Kalamazoo, MI	121,600.73	CDARS#143	02/09/2017		
Customers Bank	Wyomissing, PA	242,381.52	CDARS#145	03/10/2016		
Decorah Bank & Trust Company	Decorah, IA	162,427.79	CDARS#145	03/10/2016		
Bank of the West	San Francisco, CA	127,743.99	CDARS#146	04/13/2017		
Iberiabank	Lafayette, LA	38,524.46	CDARS#146	04/13/2017		
Singature Bank	New York, NY	239,687.51	CDARS#146	04/13/2017		
Avenue Bank	Nashville, TN	244,625.47	CDARS#147	05/12/2016		
Oakstar Bank	Springfield, MO	49,469.76	CDARS#147	05/12/2016		
Transportation Alliance Bank, Inc.	Ogden, UT	110,268.17	CDARS#147	05/12/2016		
Oakstar Bank	Springfield, MO	105,485.31	CDARS#148 -HP	05/12/2016		
Bank of Blue Valley	Overland Park, KS	163,493.82	CDARS#149	06/01/2017		
The Citizens National Bank of Blu	Bluffton, OH	241,836.89	CDARS#149	06/01/2017		
Paragon Commerical Bank	Raleigh, NC	106,450.73	CDARS#150 -HP	06/02/2016		
Citizens Savings Bank and Trust	Nashville, TN	162,091.24	CDARS#151	07/07/2016		
FirstCapital Bank of Texas, N. A.	Midland, TX	241,876.29	CDARS#151	07/07/2016		
EverBank	Jacksonville, FL	107,349.52	CDARS#152 -HP	07/28/2016		
Bank of America, N.A.	Charlotte, NC	244,265.43	CDARS#153	08/04/2016		
Eclipse Bank, Inc.	Louisville, KY	192,171.91	CDARS#153	08/04/2016		
Genesee Regional Bank	Rochester, NY	73,317.57	CDARS#153	08/04/2016		
LegacyTexas Bank	Plano, TX	197,462.25	CDARS#153	08/04/2016		
Capital Bank	Miami, FL	238,843.20	CDARS#154	08/03/2017		
EverBank	Jacksonville, FL	52,440.56	CDARS#154	08/03/2017		
MB Financial Bank, N.A.	Chicago, IL	238,843.20	CDARS#154	08/03/2017		
The Union Bank Company	Columbus Grove, WI	178,862.23	CDARS#154	08/03/2017		
Access National Bank	Reston, VA	244,235.46	CDARS#155	08/11/2017		
Independent Bank - McKinney	McKinney, TX	244,235.46	CDARS#155	08/11/2017		
Union State Bank	Florence, TX	218,661.45	CDARS#155	08/11/2017		
Iberiabank	Lafayette, LA	165,893.79	CDARS#156	08/10/2017		
Merrick Bank	South Jordan, UT	238,779.28	CDARS#156	08/10/2017		
Crestmark Bank	Troy, MI	82,695.78	CDARS#157	08/18/2016		
Independence Bank - Havre	Havre, MT	232,170.71	CDARS#157	08/18/2016		
LegacyTexas Bank	Plano, TX	46,791.71	CDARS#157	08/18/2016		
Paragon Commercial Bank	Raleigh, NC	137,898.36	CDARS#157	08/18/2016		
Dallas Capital Bank	Dallas, TX	207,490.01	CDARS#157	08/18/2016		
CapStar Bank	Nashville, TN	244,145.55	CDARS#158	09/01/2016		
Crestmark Bank	Troy, MI	132,384.15	CDARS#158	09/01/2016		
EagleBank	Bethesda, MD	198,526.93	CDARS#158	09/01/2016		
Mutual of Omaha Bank	Omaha, NE	131,817.42	CDARS#158	09/01/2016		
Carolina Bank	Greensboro, NC	246,621.90	CDARS#159	09/08/2016		
First National Bank of North Arkan	Berryville, AR	156,901.65	CDARS#159	09/08/2016		
First National Bank of North Arkan	Berryville, AR	89,494.00	CDARS#160	09/08/2016		
Mutual of Omaha Bank	Omaha, NE	112,031.11	CDARS#160	09/08/2016		
Pinnacle Bank	Lincoln, NE	11,480.89	CDARS#160	09/08/2016		
Progress Bank and Trust	Huntsville, AL	246,000.00	CDARS#160	09/08/2016		
The PrivateBank and Trust Comp	Chicago, IL	246,000.00	CDARS#160	09/08/2016		
Cedars Rapids Bank & Trust Com	Cedars Rapid, IA	241,461.04	CDARS#161	10/13/2015		
Independence Bank - Havre	Havre, MT	9,518.17	CDARS#161	10/13/2015		
Mechanics & Farmers Bank	Durham, NC	241,461.04	CDARS#161	10/13/2015		
TriState Capital Bank	Pittsburgh, PA	13,525.83	CDARS#161	10/13/2015		
Crestmark Bank	Troy, MI	25,596.00	CDARS#162	10/12/2017		
First Bank of Berne	Berne, IN	137,465.18	CDARS#162	10/12/2017		
WestBanco Bank, Inc.	Wheeling, WV	240,818.43	CDARS#162	10/12/2017		
First Community Bank	Batesville, AK	101,322.27	CDARS#163	10/19/2017		
Cardinal Bank	McLean, VA	34,061.86	CDARS#164	10/20/2016		
John Marshall Bank	Reston, VA	243,935.87	CDARS#164	10/20/2016		
Tri-State Capital Bank	Pittsburg, PA	227,907.24	CDARS#164	10/20/2016		
Bank Hapoalim, B.M,	New York, NY	184,314.20	CDARS#165	11/03/2016		
BB&T	Winston, Salem, NC	241,372.14	CDARS#165	11/03/2016		
Dallas Capital Bank	Dallas, TX	34,162.08	CDARS#165	11/03/2016		
SpiritBank	Tulsa, OK	45,933.37	CDARS#165	11/03/2016		
Bank Hapoalim, B.M,	New York, NY	57,057.95	CDARS#166	11/03/2016		
East West Bank	Pasadena, CA	71,640.49	CDARS#166	11/03/2016		
Farmers State Bank	Waterloo, IA	248,967.74	CDARS#167	05/24/2018		
First Security Bank	Mackinaw, IL	248,967.74	CDARS#167	05/24/2018		
Xenith Bank	Richmond, VA	18,033.88	CDARS#167	05/24/2018		
Morris Bank	Dublin, GA	101,183.80	CDARS#168	11/24/2017		
Cardinal Bank	McLean, VA	22,563.78	CDARS#168A	01/12/2017		
Select Bank & Trust Co.	Dunn, NC	243,602.09	CDARS#168A	01/12/2017		
The Freedom Bank of Virginia	Vienna, VA	90,483.60	CDARS#168A	01/12/2017		
United Bank	Fairfax, VA	243,602.09	CDARS#168A	01/12/2017		
The Freedom Bank of Virginia	Vienna, VA	76,031.86	CDARS#169 -HP	01/12/2017		
Bank of Blue Valley	Overland Park, KS	50,024.66	CDARS#170	01/11/2018		
Business First Bank	Baton Rouge, LA	41,502.91	CDARS#170	01/11/2018		

10:32  
 100 TX

**WOOD COUNTY, TEXAS**  
**Supplement Investment Schedule**  
**Summary of FDIC-Insured Institutions**  
**Outside of Depository Bank**

01/31/2016

Bank	Location	Balance	Reference	Maturity Date	Recap By Type	Totals
Landmark Bank, National Associa	Columbia, MO	213,605.31	CDARS#170	01/11/2018		
WashingtonFirst Bank	Reston, VA	100,567.13	CDARS#170	01/11/2018		
Great Southern Bank	Reeds Springs,	126,051.27	CDARS#171	07/19/2018		
Landmark Community Bank	Collierville, TN	247,100.51	CDARS#171	07/19/2018		
NewBridge Bank	Greensboro, NC	247,100.51	CDARS#171	07/19/2018		
Cardinal Bank	McLean, VA	186,234.75	CDARS#172	07/26/2018		
First NBC Bank	New Orleans, LA	67,365.22	CDARS#172	07/26/2018		
Great Southern Bank	Reeds Springs,	6,505.83	CDARS#172	07/26/2018		
Bank of North Carolina	Thomasville, NC	119,429.55	CDARS#173	07/26/2018		
Northern Bank & Trust Company	Wolburn, MA	104,133.26	CDARS#173	07/26/2018		
Western Alliance Bank	Phoenix, AZ	191,498.59	CDARS#173	07/26/2018		
Amarillo National Bank	Amarillo, TX	82,010.13	CDARS#174	07/26/2018		
Bank of North Carolina	Thomasville, NC	129,107.22	CDARS#174	07/26/2018		
United Community Bank	Perham, MN	203,945.05	CDARS#174	07/26/2018		
Amarillo National Bank	Amarillo, TX	166,526.63	CDARS#175	07/26/2018		
Regent Bank	Davie, FL	248,536.77	CDARS#175	07/26/2018		
12923 Bremer Bank, National Associatio	South St. Paul, MN	22.95	ICS-AP	n/a		
4999 Cadence Bank, N.A.	Birmingham, AL	15,558.05	ICS-AP	n/a		
11241 Centennial Bank	Conway, AR	46.84	ICS-AP	n/a		
4534 Central Bank of St. Louis	Clayton, MO	245,121.67	ICS-AP	n/a		
18618 Manufacturers Bank	Los Angeles, CA	245,032.04	ICS-AP	n/a		
18429 Morton Community Bank	Morton, IL	217,337.41	ICS-AP	n/a		
4255 The Camden National Bank	Camden, NE	29.96	ICS-AP	n/a		
5307 The First National Bank - Fox Vall	Neenah, WI	21.24	ICS-AP	n/a		
21468 Total Bank	Miami, FL	245,122.19	ICS-AP	n/a		
3931 Alerus Financial, N.A.	Grand Forks, ND	245,056.72	ICS-DPC	n/a		
35525 Atlantic Capital Bank, NA	Chattanooga, TN	245,122.19	ICS-DPC	n/a		
58479 Bank of Central Florida	Lakeland, FL	245,114.23	ICS-DPC	n/a		
19506 Bank of Springfield	Springfield, IL	245,111.91	ICS-DPC	n/a		
110 Bank of the Ozarks	Little Rock, AR	245,064.56	ICS-DPC	n/a		
88707 Bankfirst Financial Services	Macon, MS	245,109.02	ICS-DPC	n/a		
57368 Bankwell Bank	New Canaan, CT	245,056.72	ICS-DPC	n/a		
35546 Bofi Federal Bank	San Diego, CA	43.64	ICS-DPC	n/a		
12923 Bremer Bank, National Associatio	South St. Paul, MN	70.89	ICS-DPC	n/a		
4999 Cadence Bank, N.A.	Birmingham, AL	229,492.84	ICS-DPC	n/a		
16803 Capital City Bank	Topeka, KS	245,022.06	ICS-DPC	n/a		
22769 Capstone Bank	Tuscaloosa, AL	245,015.47	ICS-DPC	n/a		
11241 Centennial Bank	Conway, AR	131,059.19	ICS-DPC	n/a		
19943 Century Bank and Trust Company	Somerville, MA	1.75	ICS-DPC	n/a		
14264 Cornhusker Bank	Lincoln, NE	8.38	ICS-DPC	n/a		
17437 Dacotah Bank	Aberdeen, SD	3.29	ICS-DPC	n/a		
58532 First Florida Integrity Bank	Naples, FL	245,056.72	ICS-DPC	n/a		
10248 First International Bank & Trust	Watford City, ND	245,032.35	ICS-DPC	n/a		
15059 First National Bank-Arcadia	Arcadia, LA	245,056.72	ICS-DPC	n/a		
First National Bank of Omaha	Omaha, NE	245,109.09	ICS-DPC	n/a		
18519 First Service Bank	Greenbrier, AR	245,017.45	ICS-DPC	n/a		
4857 First United Bank & Trust	Oakland, MD	245,122.19	ICS-DPC	n/a		
659 Five Star Bank - Warsaw, NY	Warsaw, NY	245,122.19	ICS-DPC	n/a		
3664 Illinois National Bank	Springfield, IL	245,122.19	ICS-DPC	n/a		
14359 Jersey Shore State Bank	Williamsport, PA	245,104.73	ICS-DPC	n/a		
19531 Machias Savings Bank	Machias, ME	245,040.82	ICS-DPC	n/a		
18618 Manufacturers Bank	Los Angeles, CA	17.50	ICS-DPC	n/a		
18013 Mascoma Savings Bank	Lebanon, NH	245,122.19	ICS-DPC	n/a		
18429 Morton Community Bank	Morton, IL	53.08	ICS-DPC	n/a		
57497 Pathfinder Commercial Bank	Oswego, NY	245,066.56	ICS-DPC	n/a		
3040 Penn Community Bank	Parkasie, PA	245,099.37	ICS-DPC	n/a		
14692 Peoples Trust & Savings Bank	Clive, IA	100,239.40	ICS-DPC	n/a		
33867 Quad City Bank and Trust Compa	Beltendorf, IA	245,097.43	ICS-DPC	n/a		
27286 Republic Bank & Trust	Norman, OK	245,109.09	ICS-DPC	n/a		
57348 SouthEast Bank	Farragut, TN	245,055.83	ICS-DPC	n/a		
28332 Southern Bank	Poplar Bluff MO	245,122.19	ICS-DPC	n/a		
53018 St. Louis Bank	Town and Coun	245,030.54	ICS-DPC	n/a		
30337 Sterling National Bank	Montebello, NY	245,038.30	ICS-DPC	n/a		
58142 The Bank of River Oaks	Houston, TX	245,056.72	ICS-DPC	n/a		
4255 The Camden National Bank	Camden, NE	245,070.41	ICS-DPC	n/a		
5307 The First National Bank - Fox Vall	Neenah, WI	41.31	ICS-DPC	n/a		
18487 Town and Country Bank	Springfield, IL	245,112.26	ICS-DPC	n/a		
57825 Truxton Trust Company	Nashville, TN	245,017.45	ICS-DPC	n/a		
6784 United Bank - Parkersburg	Parkersburg, WV	245,119.37	ICS-DPC	n/a		
11807 United Bank of Michigan	Grand Rapids, MI	245,013.08	ICS-DPC	n/a		
29566 United Fidelity Bank	Evansville, IN	245,122.19	ICS-DPC	n/a		
15489 West Plains Bank and Trust Com	West Plains, MO	6.44	ICS-DPC	n/a		
57368 Bankwell Bank	New Canaan, CT	3.17	ICS-HP	n/a		
14410 City State Bank	Norwalk, IA	245,040.40	ICS-HP	n/a		
14264 Cornhusker Bank	Lincoln, NE	95.82	ICS-HP	n/a		
10248 First International Bank & Trust	Watford City, ND	8.73	ICS-HP	n/a		
18429 Morton Community Bank	Morton, IL	27,741.97	ICS-HP	n/a		
The First National Bank - Fox Vall	Neenah, WI	92,770.07	ICS-HP	n/a		
6653 The Park National Bank	Newark, OH	13.47	ICS-HP	n/a		
18487 Town and Country Bank	Springfield, IL	6.55	ICS-HP	n/a		
57368 Bankwell Bank	New Canaan, CT	10.27	ICS-PAY	n/a		
35546 Bofi Federal Bank	San Diego, CA	4.36	ICS-PAY	n/a		
12923 Bremer Bank, National Associatio	South St. Paul, MN	245,032.07	ICS-PAY	n/a		
4534 Central Bank of St. Louis	Clayton, MO	0.52	ICS-PAY	n/a		
19943 Century Bank and Trust Company	Somerville, MA	8.52	ICS-PAY	n/a		
58532 First Florida Integrity Bank	Naples, FL	70.72	ICS-PAY	n/a		
10248 First International Bank & Trust	Watford City, ND	63.64	ICS-PAY	n/a		
57497 Pathfinder Commercial Bank	Oswego, NY	55.62	ICS-PAY	n/a		
30401 Penn Community Bank	Parkasie, PA	18.71	ICS-PAY	n/a		
58142 The Bank of River Oaks	Houston, TX	10.27	ICS-PAY	n/a		
4255 The Camden National Bank	Camden, NE	4.36	ICS-PAY	n/a		
5307 The First National Bank - Fox Vall	Neenah, WI	152,269.29	ICS-PAY	n/a		

2015 MAR 11 10:32  
 01/31/2016

**WOOD COUNTY, TEXAS**  
**Supplement Investment Schedule**  
**Summary of FDIC-Insured Institutions**  
**Outside of Depository Bank**  
**01/31/2016**

	<b>Bank</b>	<b>Location</b>	<b>Balance</b>	<b>Reference</b>	<b>Maturity Date</b>	<b>Recap By Type</b>	<b>Totals</b>
4016	The First National Bank of Sioux Falls	Sioux Falls, SD	245,097.65	ICS-PAY	n/a		
6653	The Park National Bank	Newark, OH	245,117.47	ICS-PAY	n/a		
			<u>\$27,629,464.95</u>				