

**WOOD COUNTY, TEXAS
COMBINED STATEMENT OF CASH ACCOUNTS ACTIVITY
FOR THE MONTH ENDING JULY 31, 2016**

FUND CODE	FUND NAME	PRIOR-MONTH		CASH BALANCE 6/30/2016	RECEIPTS	DISBURSEMENTS	TRANSFER IN/(OUT)	Net Change	CASH BALANCE 7/31/2016
		06/30/2016	RECLASSES						
BUDGETED FUNDS									
<u>OPERATING FUNDS</u>									
100	General	\$ 18,119,977.38		\$ 18,119,977.38	\$ 534,088.27	\$ (1,108,195.23)	\$ 14,247.28	\$ (559,859.68)	\$ 17,560,117.70
200	Road and Bridge Fund	4,900,241.27		4,900,241.27	110,896.27	(411,478.64)	(21.57)	(300,603.94)	4,599,637.33
270	Tobacco Settlement Fund	68,240.81		68,240.81	0.00	0.00	0.00	0.00	68,240.81
	Total Operating Funds	\$ 23,088,459.46	\$ -	\$ 23,088,459.46	\$ 644,984.54	\$ (1,519,673.87)	\$ 14,225.71	\$ (860,463.62)	\$ 22,227,995.84
<u>SPECIAL REVENUE FUNDS</u>									
230	CC-Records Mgmt. & Preservation	498,272.30		498,272.30	11,942.50	(24,670.63)	(586.50)	(13,314.63)	484,957.67
231	General Records Mgmt. & Preservation	32,040.37		32,040.37	1,143.94	(2,513.17)	0.00	(1,369.23)	30,671.14
232	CC-Records Archive Fee	438,101.63		438,101.63	11,607.28	0.00	0.00	11,607.28	449,708.91
234	Courthouse Security	47,871.80		47,871.80	2,610.85	(84.89)	0.00	2,525.96	50,397.76
235	Hotel and Motel Tax	57,752.56		57,752.56	5,258.93	(861.40)	0.00	4,397.53	62,150.09
236	Child Welfare	1,928.23		1,928.23	1.32	(25.22)	0.00	(23.90)	1,904.33
238	Crime Victims Services	4,206.71		4,206.71	2.89	0.00	0.00	2.89	4,209.60
239	Justice Court Technology	55,906.06		55,906.06	1,470.43	(1,293.22)	0.00	177.21	56,083.27
240	DC-Records Mgmt & Preservation	41,642.52		41,642.52	396.88	0.00	0.00	396.88	42,039.40
241	JP Building Security Fee	22,161.40		22,161.40	373.32	(32.00)	0.00	341.32	22,502.72
242	Elections Special	31,440.34		31,440.34	21.60	0.00	0.00	21.60	31,461.94
243	Guardianship	38,341.43		38,341.43	546.64	0.00	0.00	546.64	38,888.07
244	CC-Technology	4,140.40		4,140.40	26.87	0.00	0.00	26.87	4,167.27
245	DC-Technology	6,511.45		6,511.45	216.65	0.00	0.00	216.65	6,728.10
246	DC-Records Archive Fee	30,678.03		30,678.03	633.12	0.00	0.00	633.12	31,311.15
247	DC-CT Records Preservation	25,978.48		25,978.48	52.87	0.00	0.00	52.87	26,031.35
260	Law Library	28,662.52		28,662.52	1,786.02	(4,114.66)	0.00	(2,328.64)	26,333.88
305	Constable Forfeiture	1,929.77		1,929.77	1.34	0.00	0.00	1.34	1,931.11
	Total Special Revenue Funds	\$ 1,367,566.00	\$ -	\$ 1,367,566.00	\$ 38,093.45	\$ (33,595.19)	(\$586.50)	\$ 3,911.76	\$ 1,371,477.76
<u>OTHER FUNDS</u>									
250	Right of Way	811,726.51		811,726.51	568.89	0.00	0.00	568.89	812,295.40
281	Community Supervision & Corr	337,760.40		337,760.40	22,794.19	(54,598.88)	0.00	(31,804.69)	305,955.71
290	Juvenile Probation Department	40,058.22		40,058.22	15,892.00	(13,846.40)	0.00	2,045.60	42,103.82
892	Historical Commission	46,102.50		46,102.50	31.65	(305.79)	0.00	(274.14)	45,828.36
	Total Other Funds	\$ 1,235,647.63	\$ -	\$ 1,235,647.63	\$ 39,286.73	\$ (68,751.07)	\$ -	\$ (29,464.34)	\$ 1,206,183.29
	TOTAL BUDGETED FUNDS	\$ 25,691,673.09	\$ -	\$ 25,691,673.09	\$ 722,364.72	\$ (1,622,020.13)	\$ 13,639.21	\$ (886,016.20)	\$ 24,805,656.89
NON-BUDGETED AND NON-COUNTY FUNDS									
880	Treasurer's State Fees	76,011.62		76,011.62	45,278.03	(107,516.49)	(13,639.21)	(75,877.67)	133.95
891	Payroll Fund	305,380.37		305,380.37	0.00	(305,380.37)	0.00	(305,380.37)	(0.00)
999	Upper Sabine Valley Waste Mgmt	642,559.31		642,559.31	36,775.86	(70,273.32)	0.00	(33,497.46)	609,061.85
	TOTAL NON-BUDGETED FUNDS	\$ 1,023,951.30	\$ -	\$ 1,023,951.30	\$ 82,053.89	\$ (483,170.18)	\$ (13,639.21)	\$ (414,755.50)	\$ 609,195.80
	TOTAL CASH IN POOLED ACCOUNTS	\$ 26,715,624.39	\$ -	\$ 26,715,624.39	\$ 804,418.61	\$ (2,105,190.31)	\$ -	\$ (1,300,771.70)	\$ 25,414,852.69
CASH IN BANK - POOLED CASH ACCOUNTS									
890	AP Pooled Cash	585,468.38		585,468.38	348.98	(815,860.38)	625,000.00	(190,511.40)	394,956.98
890	Payroll Pooled Cash	474,316.41		474,316.41	330.64	(1,288,309.93)	915,000.00	(372,979.29)	101,337.12
890	Deposits Pooled Cash	4,847,741.41		4,847,741.41	787,978.91	0.00	(1,542,321.91)	(754,343.00)	4,093,398.41
890	CD Investments	2,304,363.38		2,304,363.38	1,878.51	0.00	0.00	1,878.51	2,306,241.89
890	CD Non-Depository	736,995.06		736,995.06	731.46	0.00	0.00	731.46	737,726.52
890	CDARS Investments	17,260,801.43		17,260,801.43	12,992.90	0.00	421.91	13,414.81	17,274,216.24
890	TexPool Pooled Investments	501,818.32		501,818.32	157.21	0.00	0.00	157.21	501,975.53
890	Jury Pooled Cash	4,120.00	0.00	4,120.00	0.00	(1,020.00)	1,900.00	880.00	5,000.00
	TOTAL CASH IN BANK - POOLED CASH ACCOUNTS	\$ 26,715,624.39	\$ -	\$ 26,715,624.39	\$ 804,418.61	\$ (2,105,190.31)	\$ 0.00	\$ (1,300,771.70)	\$ 25,414,852.69
					0.00	0.00	(0.00)	0.00	

FILED FOR RECORD
 2016 SEP -9 PM 12:44
 COUNTY CLERK, WOOD CO TX

FUND CODE	FUND NAME	06/30/2016	RECLASSES	CASH BALANCE 6/30/2016	RECEIPTS	DISBURSEMENTS	TRANSFER IN/(OUT)	Net Change	CASH BALANCE 7/31/2016
CASH IN BANK - NON POOLED CASH ACCOUNTS - NON-BUDGE									
BANKTEXAS ACCOUNTS									
200	Road & Bridge CD RRC Restricted	\$ 26,243.70		\$ 26,243.70	\$ 21.57	\$ 0.00	\$ 0.00	\$ 21.57	\$ 26,265.27
401	Grant Fund	0.00		0.00	0.00	0.00	0.00	0.00	0.00
801	Interest & Sinking	22,135.06		22,135.06	30.39	0.00	0.00	30.39	22,165.45
895	Health Plan	422,580.30		422,580.30	200,389.54	(196,226.99)	(2,314.91)	1,847.64	424,427.94
895	Health Plan CD	207,044.05		207,044.05	134.11	0.00	0.00	134.11	207,178.16
895	Health Plan CDARS	994,071.55		994,071.55	807.18	0.00	2,314.91	3,122.09	997,193.64
898	MRP/DPC Clearing	7,185.58		7,185.58	3,836.36	(3,626.53)	0.00	209.83	7,395.41
	District Clerk Clearing	23,521.06		23,521.06	31,348.33	(31,058.70)	0.00	289.63	23,810.69
	JP1 Clearing	19,629.93		19,629.93	14,084.84	(20,148.43)	0.00	(6,063.59)	13,566.34
	JP2 Clearing	14,849.55		14,849.55	17,505.10	(16,084.50)	0.00	1,420.60	16,270.15
	JP3 Clearing	28,860.90		28,860.90	31,900.75	(32,608.65)	0.00	(707.90)	28,153.00
	JP4 Clearing	2,911.00		2,911.00	4,680.90	(3,967.90)	0.00	713.00	3,624.00
	RV Clearing	404.00		404.00	22,042.00	(22,092.00)	0.00	(50.00)	354.00
	Treasurer's Credit Card	0.00		0.00	0.00	0.00	0.00	0.00	0.00
999	USVSWMD CD TCEQ Restricted	12,596.97	0.00	12,596.97	10.35	0.00	0.00	10.35	12,607.32
	TOTAL BANKTEXAS - NON POOLED CASH ACCOUNTS	\$ 1,782,033.65	\$ -	\$ 1,782,033.65	\$ 326,791.42	\$ (325,813.70)	\$ 0.00	\$ 977.72	\$ 1,783,011.37
TEXPOOL ACCOUNTS									
601	Interest & Sinking	36,033.88		36,033.88	11.30	0.00	0.00	11.30	36,045.18
895	Health Plan	1,149.23	0.00	1,149.23	0.31	0.00	0.00	0.31	1,149.54
	TOTAL TEXPOOL - NON POOLED CASH ACCOUNTS	\$ 37,183.11	\$ -	\$ 37,183.11	\$ 11.61	\$ 0.00	\$ 0.00	\$ 11.61	\$ 37,194.72
	TOTAL CASH IN BANK - NON POOLED CASH ACCOUNTS	\$ 1,819,216.76	\$ -	\$ 1,819,216.76	\$ 326,803.03	\$ (325,813.70)	\$ 0.00	\$ 989.33	\$ 1,820,206.09
	TOTAL CASH IN BANK - ALL TREASURER'S ACCOUNTS	\$ 28,534,841.15	\$ -	\$ 28,534,841.15	\$ 1,131,221.64	\$ (2,431,004.01)	\$ 0.00	\$ (1,299,782.37)	\$ 27,235,058.78

Miscellaneous Information

Indebtedness as of 7/31/2016: \$0.00	Certificate of Obligation: None	0.00
RB Line of Credit-Railroad Commission \$25,000 CD Secured - Current Balance Available \$26,265		
Bank Texas (including CDARS and ICS)	Cash Balance	\$ 25,958,162.01
Non-Depository Investments	Cash Balance	737,726.52
TexPool:	Cash Balance	539,170.25
Total		\$ 27,235,058.78
		0.00
Bank Texas Interest Income: Interest Rate .00%-0.45%		\$ 2,412.80
Certificates of Deposit: Interest Rates Varies		2,776.00
CDARS Interest Income		13,800.08
TexPool Interest Income: Interest Rate 0.37%		168.82
Total Interest Income		\$ 19,157.70
		0.00

I, Becky S. Burford, County Treasurer, in and for the County of Wood, State of Texas, do hereby present the July 2016 Statement of Cash Accounts Activity, the attached Treasurer's Report of Cash Receipts and Disbursements, and the Report of Securities as true and correct statements, to the best of my knowledge, of accounts under the control of Wood County Treasurer and furthermore state that the fund balance on deposit furthermore state that the fund balances are on deposit earning interest in accordance with the Wood County Investment Policy earning interest in accordance with the Wood County Investment Policy and Wood County Depository Contract.

Becky S. Burford, Wood County Treasurer

Presented, examined, and accepted at the regular term of Commissioners Court on this the 9th day of September 2016.

Bryan J. Jones, County Judge

Virgil Holland, Jr., Commissioner Precinct 1

Jerry Skill, Commissioner Precinct 2


Roger Price, Commissioner Precinct 3

Russell Miller, Commissioner Precinct 4

Tern Sellers, Auditor

ATTEST

Kelley Price, County Clerk



**WOOD COUNTY, TEXAS
 RECAP OF FUNDS BY BANK ACCOUNTS
 FOR THE MONTH ENDING July 31, 2016**

Fund	Beginning Cash Balance	M-T-D Receipts	M-T-D			Ending Balance	BankTexas Quitman	-----Allocation of Cash-----			Total Cash
			Disbursements	Transfers				BankTexas CDARS	Non-Depository Banks	TexPool	
200 Road & Bridge CD Restricted	\$ 26,243.70	\$21.57	\$0.00	\$0.00	\$0.00	\$26,265.27	\$26,265.27	\$0.00	\$0.00	\$0.00	\$26,265.27
401 Texas Comm. Dev. Program	0.00	0.00	0.00	0.00	0.00	0.00	0.00	0.00	0.00	0.00	0.00
601 Interest and Sinking	58,168.94	41.69	0.00	0.00	0.00	58,210.63	22,165.45	0.00	0.00	36,045.18	58,210.63
890 Pooled Funds	6,413,464.52	788,815.74	(2,105,190.31)	(421.91)	5,096,668.04	4,594,692.51	0.00	0.00	0.00	501,975.53	5,096,668.04
890 Pooled CDs	20,302,159.87	15,602.87	0.00	421.91	20,318,184.65	2,306,241.89	17,274,216.24	737,726.52	0.00	0.00	20,318,184.65
895 Health Plan Fund	423,729.53	200,389.85	(196,226.99)	(2,314.91)	425,577.48	424,427.94	0.00	0.00	0.00	1,149.54	425,577.48
895 Health Plan CDs	1,201,115.60	941.29	0.00	2,314.91	1,204,371.80	207,178.16	997,193.64	0.00	0.00	0.00	1,204,371.80
898 MRP/DPC Clearing	7,185.58	3,836.36	(3,626.53)	0.00	7,395.41	7,395.41	0.00	0.00	0.00	0.00	7,395.41
District Clerk Clearing	23,521.06	31,348.33	(31,058.70)	0.00	23,810.69	23,810.69	0.00	0.00	0.00	0.00	23,810.69
JP1 Clearing	19,629.93	14,084.84	(20,148.43)	0.00	13,566.34	13,566.34	0.00	0.00	0.00	0.00	13,566.34
JP2 Clearing	14,849.55	17,505.10	(16,084.50)	0.00	16,270.15	16,270.15	0.00	0.00	0.00	0.00	16,270.15
JP3 Clearing	28,860.90	31,900.75	(32,608.65)	0.00	28,153.00	28,153.00	0.00	0.00	0.00	0.00	28,153.00
JP4 Clearing	2,911.00	4,680.90	(3,967.90)	0.00	3,624.00	3,624.00	0.00	0.00	0.00	0.00	3,624.00
RV Park Clearing	404.00	22,042.00	(22,092.00)	0.00	354.00	354.00	0.00	0.00	0.00	0.00	354.00
Treasurer's Credit Card	0.00	0.00	0.00	0.00	0.00	0.00	0.00	0.00	0.00	0.00	0.00
999 USVSWMD CD Restricted*	12,596.97	10.35	0.00	0.00	12,607.32	12,607.32	0.00	0.00	0.00	0.00	12,607.32
Grand Total	\$28,534,841.15	\$ 1,131,221.64	\$ (2,431,004.01)	\$ 0.00	\$ 27,235,058.78	\$ 7,686,752.13	\$ 18,271,409.88	\$ 737,726.52	\$ 539,170.25	\$ 27,235,058.78	

*Non-County Funds

**WOOD COUNTY, TEXAS
COMBINED STATEMENT OF CASH ACCOUNTS ACTIVITY
FOR THE YEAR-TO-DATE ENDING JULY 31, 2016**

FUND CODE	FUND NAME	CASH BALANCE	REVISION PRIOR-MONTH	CASH BALANCE	YEAR-TO-DATE RECEIPTS	YEAR-TO-DATE DISBURSEMENTS	TRANSFER IN/(OUT)	Net Change	CASH BALANCE 7/31/2016
		10/01/2015	RECLASSES	10/01/2015					
BUDGETED FUNDS									
<u>OPERATING FUNDS</u>									
100	General	\$ 14,080,624.13	\$ 19,691.91	\$ 14,100,316.04	\$ 14,875,111.59	\$ (11,359,024.82)	\$ (56,285.11)	\$ 3,459,801.66	\$ 17,560,117.70
200	Road and Bridge Fund	3,482,302.52	(31,173.86)	3,451,128.66	5,264,640.83	(4,117,752.65)	1,620.49	1,148,508.67	4,599,637.33
270	Tobacco Settlement Fund	60,160.57	0.00	60,160.57	8,080.24	0.00	0.00	8,080.24	68,240.81
	Total Operating Funds	\$ 17,623,087.22	\$ (11,481.95)	\$ 17,611,605.27	\$ 20,147,832.66	\$ (15,476,777.47)	\$ (54,664.62)	\$ 4,616,390.57	\$ 22,227,995.84
<u>SPECIAL REVENUE FUNDS</u>									
230	CC-Records Mgmt. & Preservation	398,502.66	8,177.00	406,679.66	126,146.40	(45,283.83)	(2,584.56)	78,278.01	484,957.67
231	General Records Mgmt. & Preservation	35,634.61	(11.00)	35,623.61	10,743.48	(15,695.95)	0.00	(4,952.47)	30,671.14
232	CC-Records Archive Fee	339,337.98	(8,187.00)	331,150.98	121,057.93	(2,500.00)	0.00	118,557.93	449,708.91
234	Courthouse Security	29,917.25	-	29,917.25	23,784.77	(3,304.26)	0.00	20,480.51	50,397.76
235	Hotel and Motel Tax	73,939.06	(11.64)	73,927.42	71,511.87	(84,859.44)	1,570.24	(11,777.33)	62,150.09
236	Child Welfare	361.33	-	361.33	7,887.45	(6,344.45)	0.00	1,543.00	1,904.33
238	Crime Victims Services	4,042.61	-	4,042.61	166.99	0.00	0.00	166.99	4,209.60
239	Justice Court Technology	56,826.83	(1,135.78)	55,691.05	10,931.98	(10,539.76)	0.00	392.22	56,083.27
240	DC-Records Mgmt & Preservation	38,159.18	(3.00)	38,156.18	3,904.22	(21.00)	0.00	3,883.22	42,039.40
241	JP Building Security Fee	24,824.08	-	24,824.08	2,677.78	(4,999.14)	0.00	(2,321.36)	22,502.72
242	Elections Special	23,627.63	-	23,627.63	7,834.31	0.00	0.00	7,834.31	31,461.94
243	Guardianship	34,801.21	-	34,801.21	4,086.66	0.00	0.00	4,086.66	38,887.87
244	CC-Technology	3,594.64	-	3,594.64	572.63	0.00	0.00	572.63	4,167.27
245	DC-Technology	4,453.61	-	4,453.61	2,274.49	0.00	0.00	2,274.49	6,728.10
246	DC-Records Archive Fee	25,662.06	-	25,662.06	5,649.09	0.00	0.00	5,649.09	31,311.15
247	DC-CT Records Preservation	25,232.82	-	25,232.82	798.53	0.00	0.00	798.53	26,031.35
260	Law Library	31,508.89	-	31,508.89	15,123.51	(20,298.52)	0.00	(5,175.01)	26,333.88
305	Constable Forfeiture	2,134.94	0.00	2,134.94	13.22	(217.05)	0.00	(203.83)	1,931.11
	Total Special Revenue Funds	\$ 1,152,561.39	(1,171.42)	\$ 1,151,389.97	\$ 415,165.51	\$ (194,063.40)	\$ (1,014.32)	220,087.79	\$ 1,371,477.76
<u>OTHER FUNDS</u>									
250	Right of Way	806,674.87	-	806,674.87	5,620.53	0.00	0.00	5,620.53	812,295.40
281	Community Supervision & Corr.	426,707.61	(75.00)	426,632.61	355,976.69	(476,653.59)	0.00	(120,676.90)	305,955.71
290	Juvenile Probation Department	(11,689.04)	12,901.20	1,212.16	250,763.00	(209,871.34)	0.00	40,891.66	42,103.82
892	Historical Commission	48,580.38	(186.14)	48,394.24	474.95	(3,040.83)	0.00	(2,565.88)	45,828.36
	Total Other Funds	\$ 1,270,273.82	\$ 12,640.06	\$ 1,282,913.88	\$ 612,835.17	\$ (689,565.76)	\$ -	(76,730.59)	\$ 1,206,183.29
	TOTAL BUDGETED FUNDS	\$ 20,045,922.43	\$ (13.31)	\$ 20,045,909.12	\$ 21,175,833.34	\$ (16,360,406.63)	\$ (55,678.94)	4,759,747.77	\$ 24,805,656.89
NON-BUDGETED AND NON-COUNTY FUNDS									
880	Treasurer's State Fees	70,028.93	13.31	70,042.24	367,153.05	(390,240.28)	(46,821.06)	(69,908.29)	133.95
891	Payroll Fund	(0.00)	-	(0.00)	0.00	0.00	0.00	0.00	(0.00)
999	Upper Sabine Valley Waste Mgmt	514,161.46	0.00	514,161.46	868,376.12	(773,475.73)	0.00	94,900.39	609,061.85
	TOTAL NON-BUDGETED FUNDS	\$ 584,190.39	13.31	\$ 584,203.70	\$ 1,235,529.17	\$ (1,163,716.01)	\$ (46,821.06)	\$ 24,992.10	\$ 609,195.80
	TOTAL CASH IN POOLED ACCOUNTS	\$ 20,630,112.82	\$ (0.00)	\$ 20,630,112.82	\$ 22,411,362.51	\$ (17,524,122.64)	\$ (102,500.00)	\$ 4,784,739.87	\$ 25,414,852.69
CASH IN BANK - POOLED CASH ACCOUNTS									
890	AP Pooled Cash	994,588.73	-	994,588.73	3,941.70	(7,498,573.45)	6,895,000.00	(599,631.75)	394,956.98
890	Payroll Pooled Cash	1,000,916.71	-	1,000,916.71	3,709.60	(10,008,289.19)	9,105,000.00	(899,579.59)	101,337.12
890	Deposits Pooled Cash	3,725,775.99	-	3,725,775.99	22,270,260.55	0.00	(21,902,638.13)	367,622.42	4,093,398.41
890	CD Investments 12 month Maturity	2,287,841.62	-	2,287,841.62	18,400.27	0.00	0.00	18,400.27	2,306,241.89
890	CD Non-Depository	488,658.36	-	488,658.36	2,937.16	0.00	246,131.00	249,068.16	737,726.52
890	CDARS investments	11,626,015.80	-	11,626,015.80	110,983.31	0.00	5,537,217.13	5,648,200.44	17,274,216.24
890	TexPool Pooled Investments	500,845.61	-	500,845.61	1,129.92	0.00	0.00	1,129.92	501,975.53
890	Jury Pooled Cash	5,470.00	0.00	5,470.00	0.00	(17,260.00)	16,790.00	(470.00)	5,000.00
	TOTAL CASH IN BANK - POOLED CASH ACCOUNTS	\$ 20,630,112.82	\$ -	\$ 20,630,112.82	\$ 22,411,362.51	\$ (17,524,122.64)	\$ (102,500.00)	\$ 4,784,739.87	\$ 25,414,852.69

FILED FOR RECORD
 2016 SEP -9 PM 12:44
 COUNTY CLERK, WOOD CO TX

FUND CODE	FUND NAME	CASH BALANCE 10/01/2015	REVISION PRIOR-MONTH	CASH BALANCE 10/01/2015	RECEIPTS	DISBURSEMENTS	TRANSFER IN/(OUT)	Net Change	CASH BALANCE 7/31/2016
CASH IN BANK - NON POOLED CASH ACCOUNTS - NON-BUDGETED, NON-COUNTY OR OTHER FUNDS									
BANKTEXAS ACCOUNTS									
200	Road & Bridge CD RRC Restricted	\$ 26,047.52	\$ -	\$ 26,047.52	217.75	0.00	0.00	217.75	\$ 26,265.27
401	Grant Fund	0.00	-	0.00	311,626.85	(311,626.85)	0.00	0.00	0.00
601	Interest & Sinking	21,469.13	-	21,469.13	696.32	0.00	0.00	696.32	22,165.45
895	Health Plan	416,474.83	-	416,474.83	2,082,163.95	(2,164,405.04)	90,194.19	7,953.11	424,427.94
895	Health Plan CD 12 month maturity	205,891.94	-	205,891.94	1,286.22	0.00	0.00	1,286.22	207,178.16
895	Health Plan CDARS	979,559.69	-	979,559.69	7,828.14	0.00	9,805.81	17,633.95	997,193.64
898	MRP/DPC Clearing	9,290.12	-	9,290.12	37,833.87	(42,228.58)	2,500.00	(1,894.71)	7,395.41
	District Clerk Clearing (Began 04/01/2016)	38,671.55	-	38,671.55	108,006.26	(122,867.12)	0.00	(14,860.86)	23,810.69
	JP1 Clearing	16,145.89	-	16,145.89	194,303.53	(196,883.08)	0.00	(2,579.55)	13,566.34
	JP2 Clearing	15,252.15	-	15,252.15	121,247.50	(120,229.50)	0.00	1,018.00	16,270.15
	JP3 Clearing Account	13,858.45	-	13,858.45	181,462.26	(167,167.71)	0.00	14,294.55	28,153.00
	JP4 Clearing Account	4,536.00	-	4,536.00	66,031.30	(66,943.30)	0.00	-912.00	3,624.00
	RV Clearing Account	145.00	-	145.00	78,254.00	(78,045.00)	0.00	209.00	354.00
	Treasurer's Credit Card	0.00	-	0.00	6,008.20	(6,008.20)	0.00	0.00	0.00
999	USVSWMD CD TCEQ Restricted	12,502.79	0.00	12,502.79	104.53	0.00	0.00	104.53	12,607.32
	TOTAL BANKTEXAS - NON POOLED CASH ACCOUNTS	\$ 1,759,845.06	0.00	\$ 1,759,845.06	\$ 3,197,070.69	\$ (3,276,404.38)	\$ 102,500.00	\$ 23,166.31	\$ 1,783,011.37
TEXPOOL ACCOUNTS									
601	Interest & Sinking	35,963.96	-	35,963.96	81.22	0.00	0.00	81.22	36,045.18
895	Health Plan	1,147.23	0.00	1,147.23	2.31	0.00	0.00	2.31	1,149.54
	TOTAL TEXPOOL - NON POOLED CASH ACCOUNTS	\$ 37,111.19	0.00	\$ 37,111.19	\$ 83.53	\$ -	\$ -	\$ 83.53	\$ 37,194.72
	TOTAL CASH IN BANK - NON POOLED CASH ACCOUNTS	\$ 1,796,956.25	0.00	\$ 1,796,956.25	\$ 3,197,154.22	\$ (3,276,404.38)	\$ 102,500.00	\$ 23,249.84	\$ 1,820,206.09
	TOTAL CASH IN BANK - ALL TREASURER'S ACCOUNTS	\$ 22,427,069.07	\$ -	\$ 22,427,069.07	\$ 25,608,516.73	\$ (20,800,527.02)	\$ 0.00	\$ 4,807,989.71	\$ 27,235,058.78

Miscellaneous Information

Miscellaneous Information

Indebtedness as of 7/31/2016: \$0.00 Certificate of Obligation: None

Certificates of Obligation: None

Bank Texas:	Cash Balance	\$ 25,958,162.01
Non-Depository Investments:	Cash Balance	737,726.52
TexPool:	Cash Balance	539,170.25
Total Cash Balance:		\$ 27,235,058.78

Bank Texas Interest Income:	\$ 54,539.65
Non-Depository Interest Income	2,937.16
CDARS Interest Income	117,802.63
TexPool Interest Income:	1,213.07
Total Interest Income	\$ 176,492.51

I, Becky S. Burford, County Treasurer, in and for the County of Wood, State of Texas, do hereby present the July 2016 Year-to-date Statement of Cash Accounts Activity, the attached Treasurer's Report of Cash Receipts and Disbursements, and the Report of Securities as true and correct statements, to the best of my knowledge, of accounts under the control of Wood County Treasurer and furthermore state that the fund balances on deposit earning interest in accordance with the Wood County Investment Policy and Wood County Depository Contract.

Becky S. Burford, Wood County Treasurer

Presented, examined, and accepted at the regular term of Commissioners Court on this the 9th day of September 2016.

Bryan Jeales, County Judge

Virgil Williams, Commissioner Precinct 1

Jerly Baskin, Commissioner Precinct 4


Roger Page, Commissioner Precinct 3

Russell Ackler, Commissioner Precinct 2

Terri Sellars, Auditor

ATTEST:

Kelley Price, County Clerk



**WOOD COUNTY, TEXAS
 RECAP OF FUNDS BY BANK ACCOUNTS
 FOR THE YEAR-TO-DATE ENDING JULY 31, 2016**

FILED FOR RECORD
 2016 SEP - 9 PM 4:25
 COUNTY CLERK, WOOD CO

Fund	Beginning Cash Balance	Y-T-D Receipts	Y-T-D Disbursements	Transfers	Ending Balance	BankTexas Quitman	-----Allocation of Cash-----			Total Cash
							BankTexas CDARS	Non-Depository Banks	TexPool	
200 Road & Bridge CD Restricted	\$ 26,047.52	\$ 217.75	\$ -	\$ -	\$ 26,265.27	\$ 26,265.27	\$ -	\$ -	\$ -	26,265.27
401 Texas Comm. Dev. Program	-	311,626.85	(311,626.85)	-	0.00	0.00	0.00	0.00	0.00	0.00
601 Interest and Sinking	57,433.09	777.54	-	-	58,210.63	22,165.45	0.00	0.00	36,045.18	58,210.63
890 Pooled Funds	6,227,597.04	22,279,041.77	(17,524,122.64)	(5,885,848.13)	5,096,668.04	4,594,692.51	0.00	0.00	501,975.53	5,096,668.04
890 Pooled CDs	14,402,515.78	132,320.74	-	5,783,348.13	20,318,184.65	2,306,241.89	17,274,216.24	737,726.52	0.00	20,318,184.65
895 Health Plan Fund	417,622.06	2,082,166.27	(2,164,405.04)	90,194.19	425,577.48	424,427.94	0.00	0.00	1,149.54	425,577.48
895 Health Plan CDs	1,185,451.63	9,114.36	-	9,805.81	1,204,371.80	207,178.16	997,193.64	0.00	0.00	1,204,371.80
898 Flex Savings Clearing	9,290.12	37,833.87	(42,228.58)	2,500.00	7,395.41	7,395.41	0.00	0.00	0.00	7,395.41
District Clerk Clearing	38,671.55	108,006.26	(122,867.12)	-	23,810.69	23,810.69	0.00	0.00	0.00	23,810.69
JP1 Clearing Account	16,145.89	194,303.53	(196,883.08)	-	13,566.34	13,566.34	0.00	0.00	0.00	13,566.34
JP2 Clearing Account	15,252.15	121,247.50	(120,229.50)	-	16,270.15	16,270.15	0.00	0.00	0.00	16,270.15
JP3 Clearing Account	13,858.45	181,462.26	(167,167.71)	-	28,153.00	28,153.00	0.00	0.00	0.00	28,153.00
JP4 Clearing Account	4,536.00	66,031.30	(66,943.30)	-	3,624.00	3,624.00	0.00	0.00	0.00	3,624.00
RV Park Clearing Account	145.00	78,254.00	(78,045.00)	-	354.00	354.00	0.00	0.00	0.00	354.00
Treasurer's Credit Card	-	6,008.20	(6,008.20)	-	0.00	0.00	0.00	0.00	0.00	0.00
999 USVSWMD CD Restricted*	<u>12,502.79</u>	<u>104.53</u>	<u>0.00</u>	<u>0.00</u>	<u>12,607.32</u>	<u>12,607.32</u>	<u>0.00</u>	<u>0.00</u>	<u>0.00</u>	<u>12,607.32</u>
Grand Total	<u>\$22,427,069.07</u>	<u>\$25,608,516.73</u>	<u>\$ (20,800,527.02)</u>	<u>0.00</u>	<u>\$27,235,058.78</u>	<u>\$ 7,686,752.13</u>	<u>\$ 18,271,409.88</u>	<u>\$ 737,726.52</u>	<u>\$ 539,170.25</u>	<u>\$ 27,235,058.78</u>

*Non-County Funds

SECURITIES PLEDGED TO WOOD COUNTY, TEXAS
Report as of July 31, 2016

FILED
2016 SEP 15
COUNTY CLERK, WOOD COUNTY, TEXAS

ID	Pledge Date	Description	CUSIP	Maturity Date	Current Par	Market Value 30-Jun-16	Market Value 31-Jul-16
	06/18/2012	Decatur, TX	243320GE2	3/1/19	150,000	158,756	158,944
	02/02/2015	Hallsville	406342AD7	8/15/19	125,000	128,569	128,166
	01/05/2015	Mequite ISD-Sch Bldg	59079594C7	8/15/19	150,000	163,533	163,926
	02/07/2013	Waco TX ISD	929845RP2	8/15/19	145,000	154,764	155,024
	12/30/2014	Mineola, TX	602771JG3	9/1/19	165,000	181,845	182,008
	02/07/2013	Anahuac TX ISD	032645CZ4	2/15/20	100,000	112,724	112,832
	02/07/2013	Angelina Cnty TX	034717KW7	2/15/20	155,000	159,560	160,065
	02/07/2013	Arlington TX ISD	041826XC7	2/15/20	100,000	108,379	108,439
	12/30/2014	Diboll CTFS OBLIGA	252867KU9	2/15/20	80,000	83,194	83,436
	02/07/2013	Ector TX ISD	279272CQ9	2/15/20	110,000	117,853	117,825
	02/07/2013	Jasper TX ISD	471844HP8	2/15/20	105,000	117,043	116,911
	12/30/2014	Ennis CTFS OBLIG	293425VN1	8/1/20	100,000	107,313	107,644
	02/01/2013	Sanger TX	800876DH4	8/1/20	100,000	107,568	107,700
	01/05/2015	Beeville-CTFS	077131JG6	8/15/20	70,000	72,297	72,558
	02/06/2013	Keller TX	487684U91	8/15/20	140,000	143,933	143,806
	02/01/2013	Lone Oak TX ISD	542218GA4	8/15/20	195,000	202,605	202,915
	12/31/2014	SPR ISD Schoolhouse TX	85000OP79	8/15/20	100,000	109,113	108,954
	12/31/2014	Sulphur Springs-Ref TX	865525QZ5	9/1/20	180,000	184,540	185,310
	12/31/2014	Upton CO-Ref TX	916813AY4	2/1/21	100,000	105,058	105,455
	12/31/2014	Arlington ISD Bldg	041826XP8	2/5/21	150,000	166,405	167,128
	12/31/2014	El Campo ISD	282783FP9	2/15/21	175,000	189,187	189,490
	02/06/2013	Jasper TX ISD	471844HQ6	2/15/21	105,000	120,030	119,849
	02/09/2013	Ferris TX	31569CT3	3/1/21	105,000	113,236	113,268
	12/31/2014	Caldwell Cnty	129006FH0	8/1/21	60,000	64,342	64,409
	12/31/2014	Round Rock Util Sys	779244BY7	8/1/21	Released 07/01/2016	109,247	0
	12/31/2014	Beeville-CTFS	077131JH4	8/15/21	70,000	74,226	74,467
	12/31/2014	Krum TX	501080DZ5	8/15/21	100,000	114,285	114,511
	12/31/2014	Celina-CTFS OBLG	151141MH8	9/1/21	70,000	76,018	76,281
	02/07/2013	West Univ Place TX	956398QW4	2/1/22	100,000	111,210	111,110
	02/07/2013	Japser TX ISD	471844HR4	2/15/22	110,000	128,989	128,568
	02/07/2013	Ferris TX	315669CU0	3/1/22	110,000	118,568	118,446
	12/31/2014	Lake Jackson Wtr/SWR	510066NW9	4/15/23	100,000	107,079	107,052
	08/03/2015	N Tex Wtr Incrcpt	662842JD6	6/1/23	200,000	217,790	216,674
	08/03/2015	Nursery ISD SC	67058DBK6	8/15/23	160,000	176,048	175,499
	12/31/2014	Washington Jr. Clg	938688TG3	10/1/23	100,000	112,751	112,530
	11/05/2015	FNMA 10YR	31418A6V5	2/1/24	1,766,760	1,897,870	1,853,137
	12/31/2014	Watauga-CTFS	941097PA9	2/1/24	100,000	106,700	106,802
	12/31/2014	Belton ISD	081077WG0	2/15/24	100,000	105,753	105,408
		NE TX Cmnty Clg	6643788EE5	4/1/24	175,000	195,844	195,384
	12/31/2014	Hallsville-CTFS	406342AJ4	8/15/24	Released 07/01/2016	144,049	0
	12/31/2014	Lago Vista ISD	507075KC2	8/15/24	Released 07/01/2016	148,119	0
	12/31/2014	Beeville-CTFS	077131JM3	8/15/25	155,000	176,759	176,870
	12/31/2014	Watauga-CTFS	941097PE1	2/1/28	105,000	114,471	114,358
	07/01/2016	Bowie ISD	102529HM9	8/15/30	405,000	0	434,569
					\$6,891,760	\$7,407,623	\$7,397,538

0 (0) 0

Total BankTexas Account Balances as of report date: \$ 6,114,224 \$ 5,732,972
121.15% 129.03%

NOTE: FDIC insurance coverage is in addition to listed securities.

07/31/2016

**WOOD COUNTY, TEXAS
INVESTMENT ACTIVITY FOR JULY 31, 2016**

CD ID	Description	Bank	Acct	Term	Days to Maturity	Original Principal	Prior Balance		Purchases/Deposits	Interest Credited	Withdrawals	Current Balance	This Month's	Accumulated
							06/30/2016	07/31/2016				Unpaid Interest	Unpaid Interest	
16*	*7485 DPC 12 MONTH	BT	DPC	365	102	\$ 500,000.00	\$ 516,692.57	\$	\$ 424.68		\$	\$ 517,117.25	\$ 311.68	\$ 311.68
17*	*7507 DPC 12 MONTH	BT	DPC	365	102	250,000.00	258,346.31		212.34			258,558.65	155.84	155.84
18*	*7523 HP 12 MONTH	BT	HP	365	102	75,000.00	77,503.83		63.70			77,567.53	46.75	46.75
58*	*182 DPC 365 DAY	CNB	DPC	365	76	124,200.00	124,542.72		170.78			124,713.50	31.94	31.94
59*	*183 DPC 365 DAY	CNB	DPC	365	76	124,200.00	124,542.72		170.78			124,713.50	31.94	31.94
60*	*884 DPC 365 DAY	FNBW	DPC	365	77	117,500.00	120,204.81		194.95			120,399.76	32.16	32.16
61*	*885 DPC 365 DAY	FNBW	DPC	365	77	117,500.00	120,204.81		194.95			120,399.76	32.16	32.16
96*	*4149 365 DAY	BT	DPC	365	153	500,000.00	508,000.90		276.13			508,277.03	8.91	8.91
97*	*4160 365 DAY	BT	HP	365	153	127,500.00	129,540.22		70.41			129,610.63	2.27	2.27
123	CD 24 month	BT	DPC	730	13	500,000.00	510,661.80		482.68			511,144.48	305.98	305.98
124	CD 24 month	BT	DPC	730	13	500,000.00	510,661.80		482.68			511,144.48	305.98	305.98
143	CDARS 104 Week	BT	DPC	728	193	402,250.00	408,701.33		399.37			409,100.70	0.00	0.00
146	CDARS 104 Week	BT	DPC	728	256	402,251.00	407,891.88		398.57			408,290.45	0.00	0.00
149	CDARS 104 Week	BT	DPC	728	305	402,252.00	407,263.65		397.96			407,661.61	0.00	0.00
151	CDARS 52 Week	BT	DPC	364			405,038.48		42.61	(405,081.09)		0.00	0.00	0.00
152	CDARS 52 Week	BT	HP	364			107,634.12		50.97	(107,685.09)		0.00	0.00	0.00
153	CDARS 52 Week	BT	DPC	364	4	705,001.00	709,092.09		385.53			709,477.62	0.00	0.00
154	CDARS 104 Week	BT	DPC	728	368	705,002.00	712,370.26		696.12			713,066.38	0.00	0.00
155	CDARS 52 Week	BT	DPC	364	11	705,003.00	709,007.06		385.48			709,392.54	0.00	0.00
156	CDARS 104 Week	BT	DPC	728	375	402,505.00	406,586.05		393.85			406,979.90	0.00	0.00
157	CDARS 52 Week	BT	DPC	364	18	705,004.00	708,921.02		385.44			709,306.46	0.00	0.00
158	CDARS 52 Week	BT	DPC	364	32	705,005.00	708,748.04		385.34			709,133.38	0.00	0.00
159	CDARS 52 Week	BT	DPC	364	39	402,506.00	404,593.31		219.97			404,813.31	0.00	0.00
160	CDARS 52 Week	BT	DPC	364	39	705,006.00	705,006.00		0.00			705,006.00	385.30	4,041.34
161	CDARS 52 Week	BT	DPC	364	74	505,000.00	507,307.47		275.82			507,583.29	0.00	0.00
162	CDARS 104 Week	BT	DPC	728	438	402,507.00	405,788.83		393.08			406,181.91	0.00	0.00
163	CDARS 104 Week	BT	HP	728	445	101,000.00	101,801.24		98.61			101,899.85	0.00	0.00
164	CDARS 52 Week	BT	DPC	364	81	505,001.00	507,246.19		275.79			507,521.98	0.00	0.00
165	CDARS 52 Week	BT	DPC	364	95	505,002.00	507,122.65		275.72			507,398.37	0.00	0.00
166	CDARS 52 Week	BT	HP	364	95	128,500.00	129,039.62		70.15			129,109.77	0.00	0.00
167B	CDARS 30 Month	BT	DPC	910	662	515,000.00	518,469.39		550.73			519,020.12	0.00	0.00
168	CDARS 104 Week	BT	HP	728	481	101,001.00	101,603.24		86.33			101,689.57	0.00	0.00
168A	CDARS 13 Month	BT	DPC	392	193	600,000.00	602,366.03		435.01			602,801.04	0.00	0.00
169	CDARS 104 Week	BT	HP	392	193	76,000.00	76,299.69		55.10			76,354.79	0.00	0.00
170	CDARS 104 Week	BT	DPC	728	529	405,500.00	407,381.84		346.13			407,727.97	0.00	0.00
171A & 171B	CDARS 30 Month	BT	DPC	910	718	620,000.00	623,653.18		657.30			624,310.48	0.00	0.00
172A & 172B	CDARS 30 Month	BT	DPC	910	718	260,000.00	261,531.96		275.65			261,807.61	0.00	0.00
173A & 173B	CDARS 30 Month	BT	DPC	910	725	415,000.00	417,342.01		451.07			417,793.08	0.00	0.00
174A & 174B	CDARS 30 Month	BT	DPC	910	725	415,001.00	417,343.00		451.07			417,794.07	0.00	0.00
175A & 175B	CDARS 30 Month	BT	DPC	910	725	415,002.00	417,344.02		451.07			417,795.09	0.00	0.00
176	CDARS 13 Month	BT	DPC	392	214	600,001.00	602,072.52		434.81			602,507.33	0.00	0.00
176A	CDARS 13 Month	BT	DPC	392	235	710,001.00	712,103.98		514.27			712,618.25	0.00	0.00
177	CDARS 13 Month	BT	DPC	392	235	710,001.00	712,103.95		514.27			712,618.22	0.00	0.00
178	CDARS 13 Month	BT	DPC	392	235	710,004.00	712,106.97		514.27			712,621.24	0.00	0.00
179A	CDARS 30 Month	BT	DPC	910	767	405,502.00	407,207.64		477.53			407,685.17	0.00	0.00
180*	*249 DPC 182 DAY	PROS	DPC	182	35	247,500.00	247,500.00		0.00			247,500.00	88.24	456.45
181	CDARS 30 Month	BT	HP	910	768	260,000.00	260,512.10		278.93			260,791.03	0.00	0.00
182	CDARS 13 Month	BT	DPC	392	305	710,005.00	710,948.07		513.43			711,461.50	0.00	0.00
183	CDARS 104 Week	BT	DPC	728	641	407,252.00	407,888.48		346.56			408,235.04	0.00	0.00
184	CDARS 13 Month	BT	HP	392	305	108,000.00	108,143.46		78.10			108,221.56	0.00	0.00
185	CDARS 13 Month	BT	HP	392	350	109,000.00	109,038.08		78.74			109,116.82	0.00	0.00
186	CDARS 13 Month	BT	DPC	392	350	710,006.00	710,254.05		512.93			710,766.98	0.00	0.00
187	CDARS 13 Month	BT	DPC	392	370	405,503.00		405,503.00	236.15			405,739.15	0.00	0.00
188	CDARS 13 Month	BT	HP	392	390	110,000.00		110,000.00	10.25			110,010.25	0.00	0.00
Restricted	RB CD *1703 RRC	BT*	DPC	365	238	25,000.00	26,243.70		21.57			26,265.27	3.59	3.59
Restricted	USV CD *1639 TCEQ	BT*	DPC	365	237	12,000.00	12,596.97		10.35			12,607.32	2.07	2.07
Total CDs						\$21,386,974.00	\$ 21,542,116.14	\$ 515,503.00	\$ 16,576.08	\$ (512,766.18)	\$	\$ 21,561,429.04	\$ 1,744.81	\$ 5,769.06
TEXPOOL						WAM		272						
	Deposit Pooled Cash	TxP	DPC		1	n/a	\$ 501,818.32	\$	\$ 157.21	\$	\$	\$ 501,975.53	n/a	n/a
	Interest & Sinking	TxP	I&S		1	n/a	36,033.88	0.00	11.30	0.00		36,045.18	n/a	n/a
	Health Plan	TxP	HP		1	n/a	1,149.23	0.00	0.31	0.00		1,149.54	n/a	n/a
Total Pools						\$ 539,001.43	\$	\$	\$ 168.82	\$	\$	\$ 539,170.25		
Insured Cash Sweeps Accounts														
	Deposit Pooled Cash	BT*		n/a	n/a	n/a	\$ 4,217,748.62	\$ 1,995,825.36	\$ 1,174.09	\$ (2,768,746.76)	\$	\$ 3,446,001.31	n/a	n/a
	Accounts Payable Cash	BT*		n/a	n/a	n/a	642,661.83	1,193,345.24	348.98	(1,212,122.83)		624,233.22	n/a	n/a
	Payroll Cash	BT*		n/a	n/a	n/a	480,362.77	1,670,828.52	330.64	(1,677,733.78)		473,788.15	n/a	n/a
	Health Plan	BT*		n/a	n/a	n/a	466,383.07	199,885.04	191.39	(241,435.47)		425,024.03	n/a	n/a
Total Sweeps						\$ 5,807,156.29	\$ 5,059,884.16	\$ 2,045.10	\$ (5,900,038.84)	\$	\$ 4,969,046.71			
Total Investments						265	\$ 27,888,273.86	\$ 5,575,387.16	\$ 18,790.00	\$ (6,412,805.02)	\$	\$ 27,069,646.00	\$ 1,744.81	\$ 5,769.06

COUNTY CLERK, WOOD COUNTY
 FILED FOR RECORD
 SEP 1 2016
 PM 2:15


Investments By Type

BT - Traditional CD	\$ 2,513,420.05	9.29%
BT - CDARS	18,271,409.88	67.50%
Non-Depository CD	737,726.52	2.73%
BT-Restricted CD	38,872.59	0.14%
BT-ICS *	4,969,046.71	18.36%
Pools	539,170.25	1.99%
Total	\$ 27,069,646.00	100.00%
	<u>0.00</u>	

* Does not include in-transit items which can be either positive or negative.

Note BT* - BankTexas is the county's placement bank for both CDARS and ICS accounts into other FDIC covered banks. For bank details use Supplement Investment Schedule.

I hereby submit the above report in addition to attached Supplement Investment Schedule as the written report of investment transactions for all invested funds held by Wood County Treasurer for period shown above and certify that these investments are in compliance with the local investment policy and Public Funds Investment Act.



Becky S. Burford, Wood County Treasurer
Wood County Investment Officer

WOOD COUNTY, TEXAS
Supplement Investment Schedule
Summary of FDIC-Insured Institutions
Outside of Depository Bank
07/31/2016

Bank	Location	Balance	Reference	Recap By Type	Totals
City National Bank	Quitman, TX	\$ 249,427.00	CD 58& 59	Local CD	\$ 737,726.52
First National Bank-Winnsboro, T	Winnsboro, TX	240,799.52	CD 60& 61	Insured Cash Sweep	4,969,046.71
Prosperity Bank	Winnsboro, TX	247,500.00	CD #180	CDARS	18,271,409.88
Bangor Savings Bank	Bangor, NE	244,087.42	CDARS#143		23,978,183.11
EagleBank	Bethesda, MD	42,713.27	CDARS#143		0.00
First National Bank of Michigan	Kalamazoo, MI	122,300.01	CDARS#143		23,978,183.11
Bank of the West	San Francisco, CA	128,478.59	CDARS#146		
Iberiabank	Lafayette, LA	38,746.00	CDARS#146		
Signature Bank	New York, NY	241,065.86	CDARS#146		
Bank of Blue Valley	Overland Park, KS	164,434.02	CDARS#149		
The Citizens National Bank of Blu	Bluffton, OH	243,227.59	CDARS#149		
Bank of America, N.A.	Charlotte, NC	245,046.17	CDARS#153		
Eclipse Bank, Inc.	Louisville, KY	192,786.15	CDARS#153		
Genesee Regional Bank	Rochester, NY	73,551.92	CDARS#153		
LegacyTexas Bank	Plano, TX	198,093.38	CDARS#153		
Capital Bank	Miami, FL	240,216.72	CDARS#154		
EverBank	Jacksonville, FL	52,742.13	CDARS#154		
MB Financial Bank, N.A.	Chicago, IL	240,216.72	CDARS#154		
The Union Bank Company	Columbus Grove, WI	179,890.81	CDARS#154		
Access National Bank	Reston, VA	245,016.10	CDARS#155		
Independent Bank - McKinney	McKinney, TX	245,016.10	CDARS#155		
Union State Bank	Florence, TX	219,360.34	CDARS#155		
Iberiabank	Lafayette, LA	166,839.47	CDARS#156		
Merrick Bank	South Jordan, UT	240,140.43	CDARS#156		
Crestmark Bank	Troy, MI	82,960.09	CDARS#157		
Independence Bank - Havre	Havre, MT	232,912.79	CDARS#157		
LegacyTexas Bank	Plano, TX	46,941.27	CDARS#157		
Paragon Commercial Bank	Raleigh, NC	138,339.11	CDARS#157		
Dallas Capital Bank	Dallas, TX	208,153.20	CDARS#157		
CapStar Bank	Nashville, TN	244,925.89	CDARS#158		
Crestmark Bank	Troy, MI	132,807.28	CDARS#158		
EagleBank	Bethesda, MD	199,161.47	CDARS#158		
Mutual of Omaha Bank	Omaha, NE	132,238.74	CDARS#158		
Carolina Bank	Greensboro, NC	247,410.17	CDARS#159		
First National Bank of North Arkan	Berryville, AR	157,403.14	CDARS#159		
First National Bank of North Arkan	Berryville, AR	89,494.00	CDARS#160		
Mutual of Omaha Bank	Omaha, NE	112,031.11	CDARS#160		
Pinnacle Bank	Lincoln, NE	11,480.89	CDARS#160		
Progress Bank	Huntsville, AL	246,000.00	CDARS#160		
The PrivateBank and Trust Comp	Chicago, IL	246,000.00	CDARS#160		
Cedars Rapids Bank & Trust Com	Cedars Rapid, IA	242,232.82	CDARS#161		
Independence Bank - Havre	Havre, MT	9,548.59	CDARS#161		
Mechanics & Farmers Bank	Durham, NC	242,232.82	CDARS#161		
TriState Capital Bank	Pittsburgh, PA	13,569.06	CDARS#161		
Crestmark Bank	Troy, MI	25,741.90	CDARS#162		
First Bank of Berne	Berne, IN	138,248.79	CDARS#162		
WestBanco Bank, Inc	Wheeling, WV	242,191.22	CDARS#162		
First Community Bank	Batesville, AK	101,899.85	CDARS#163		
Cardinal Bank	McLean, VA	34,170.73	CDARS#164		
John Mashall Bank	Reston, VA	244,715.55	CDARS#164		
Tri-State Capital Bank	Pittsburg, PA	228,635.70	CDARS#164		
Bank Hapoalim, B.M,	New York, NY	184,903.31	CDARS#165		
BB&T	Winston, Salem, NC	242,143.62	CDARS#165		
Dallas Capital Bank	Dallas, TX	34,271.26	CDARS#165		
SpiritBank	Tulsa, OK	46,080.18	CDARS#165		
Bank Hapoalim, B.M,	New York, NY	57,240.31	CDARS#166		
East West Bank	Pasadena, CA	71,869.46	CDARS#166		
Bank of North Carolina	Thomasville, NC	248,068.54	CDARS#167B		
Mabrey Bank	Bixby, OK	50,882.36	CDARS#167B		
TowneBank (was Monarch)	Suffolk, VA	172,767.00	CDARS#167B		
North Middlesex Savings Bank	Ayer, MA	30,068.91	CDARS#167B		
St. Louis Bank	Town & Country, IL	17,233.31	CDARS#167B		
Morris Bank	Dublin, GA	101,689.57	CDARS#168		
Cardinal Bank	McLean, VA	22,659.61	CDARS#168A		
Select Bank & Trust Co.	Dunn, NC	244,636.75	CDARS#168A		
The Freedom Bank of Virginia	Vienna, VA	90,867.93	CDARS#168A		
United Bank	Fairfax, VA	244,636.75	CDARS#168A		
The Freedom Bank of Virginia	Vienna, VA	76,354.79	CDARS#169 - HP		
Bank of Blue Valley	Overland Park, KS	50,274.72	CDARS#170		
Business First Bank	Baton Rouge, LA	41,710.37	CDARS#170		
Landmark Bank, National Associa	Columbia, MO	214,673.05	CDARS#170		
WashingtonFirst Bank	Reston, VA	101,069.83	CDARS#170		
First Commerce	Lewisburg, TN	247,085.62	CDARS#171B		
First NBC Bank	New Orleans, LA	52,639.17	CDARS#171B		
Seaside National Bank & Trust	Orlando, FL	247,085.62	CDARS#171B		
The Bank of Fayette County	Piperton, TN	77,500.07	CDARS#171B		
First NBC Bank	New Orleans, LA	14,721.99	CDARS#172B		
Landmark Community Bank	Collierville, TN	247,085.62	CDARS#172B		
Allegiance Bank	Houston, TX	248,531.32	CDARS#173B		
EverBank	Jacksonville, FL	16,114.96	CDARS#173B		
Stonegate Bank	Fort Lauderdale, FL	153,146.80	CDARS#173B		
EverBank	Jacksonville, FL	169,262.75	CDARS#174B		
Regent Bank	Davie, FL	248,531.32	CDARS#174B		
St. Louis Bank	Town & Country, IL	230,335.22	CDARS#175B		
Stonegate Bank	Fort Lauderdale, FL	5,580.61	CDARS#175B		
The Farmers & Merchants State B	Archbold, OH	181,879.26	CDARS#175B		
First National Bank of Oklahoma	Oklahoma City, OK	48,558.36	CDARS#176		
First NBC Bank	New Orleans, LA	174,387.60	CDARS#176		
Lincoln Savings Bank	Cedar Falls, IA	242,006.70	CDARS#176		
WashingtonFirst Bank	Reston, VA	137,554.67	CDARS#176		
Armstrong Bank	Muskogee, OK	69,129.35	CDARS#176A		
CrossFirst Bank	Leawood, KS	7,556.42	CDARS#176A		

FILED FOR RECORD
2016 SEP -9 PM 12:45
FILED BY
COUNTY CLERK, WOOD COUNTY, TX

WOOD COUNTY, TEXAS
Supplement Investment Schedule
Summary of FDIC-Insured Institutions
Outside of Depository Bank
07/31/2016

Bank	Location	Balance	Reference	Recap By Type	Totals
First National Bank of Oklahoma	Oklahoma City, O	193,353.77	CDARS#176A		
First Natl Bank & Tr Co of Vinita	Vinita, OK	198,181.12	CDARS#176A		
The State Bank and Trust Company	Defiance, OH	244,397.59	CDARS#176A		
Bay Commercial Bank	Walnut Creek, CA	244,397.59	CDARS#177		
Business First Bank	Baton Rouge, LA	196,740.13	CDARS#177		
Pinnacle Bank	Omaha, NE	1,491.92	CDARS#177		
Progressive Bank	Monroe, LA	244,397.59	CDARS#177		
Union State Bank	Florence, TX	25,590.99	CDARS#177		
CrossFirst Bank	Leawood, KS	236,841.19	CDARS#178		
Meridian Bank	Malvern, PA	244,397.59	CDARS#178		
Pinnacle Bank	Omaha, NE	231,382.46	CDARS#178		
Cardinal Bank	McLean, VA	187,319.65	CDARS#179A		
Franklin Synergy Bank	Franklin, TN	75,693.78	CDARS#179A		
Northern Bank & Trust Company	Woburn, MA	144,671.74	CDARS#179A		
Amarillo National Bank	Amarillo, TX	156,356.40	CDARS#181		
Northern Bank & Trust Company	Woburn, MA	104,434.63	CDARS#181		
Customers Bank	Wyomissing, PA	243,999.51	CDARS#182		
East West Bank	Pasadena, CA	169,817.62	CDARS#182		
Legacy Bank	Wiley, Co	161,866.40	CDARS#182		
The First National Bank of Syracuse	Syracuse, KS	135,777.97	CDARS#182		
BankFirst	Norfolk, NE	93,982.31	CDARS#183		
Citizens Savings Bank and Trust	Nashville, TX	76,179.44	CDARS#183		
First Western Trust Bank	Denver, CO	238,073.29	CDARS#183		
The First National Bank of Syracuse	Syracuse, KS	108,221.56	CDARS#184		
Optima Bank & Trust Company	Portsmouth, NH	109,116.82	CDARS#185		
Banterra Bank	Marion, IL	243,760.98	CDARS#186		
First Bank of Highland Park	Highland Park, IL	102,265.38	CDARS#186		
Optima Bank & Trust Company	Portsmouth, NH	134,644.16	CDARS#186		
Transportation Alliance Bank, Inc.	Ogden, UT	230,096.46	CDARS#186		
Colony Bank	Fitzgerald, GA	241,140.35	CDARS#187		
KS StateBank	Manhattan, KS	8,104.37	CDARS#187		
West Bank	West Des Moines	156,494.43	CDARS#187		
Sierra Vista Bank	Folsom, CA	110,010.25	CDARS#188		
Bremer Bank, National Association	South St. Paul, M	21.14	ICS-AP		
Cadence Bank, N.A.	Birmingham, AL	245,093.65	ICS-AP		
11241 Centennial Bank	Conway, AR	245,093.65	ICS-AP		
30903 Community Bank of the Chesapeake	Waldorf, MD	22.43	ICS-AP		
18618 Manufacturers Bank	Los Angeles, CA	133,953.75	ICS-AP		
18429 Morton Community Bank	Morton, IL	11.19	ICS-AP		
Oakstar Bank	Springfield, MO	16.27	ICS-AP		
5307 The First National Bank - Fox Valley	Neenah, WI	21.14	ICS-AP		
110 Bank of the Ozarks	Little Rock, AR	245,066.95	ICS-DPC		
12923 Bremer Bank, National Association	South St. Paul, M	245,069.48	ICS-DPC		
22683 CoBiz Bank	Denver, CO	245,085.00	ICS-DPC		
30903 Community Bank of the Chesapeake	Waldorf, MD	96,607.00	ICS-DPC		
4977 First Tennessee Bank, NA	Memphis, TN	18.12	ICS-DPC		
15545 Frontier Bank	Omaha, NE	245,069.48	ICS-DPC		
28094 Home Bank, N.A.	Lafayette, LA	245,093.65	ICS-DPC		
34076 Illinois Bank & Trust	Rockford, IL	245,093.65	ICS-DPC		
12874 Katahdin Trust Company	Patten ME	31.84	ICS-DPC		
18618 Manufacturers Bank	Los Angeles, CA	111,139.90	ICS-DPC		
22346 Metropolitan Bank	Crystal Springs, N	18.14	ICS-DPC		
18429 Morton Community Bank	Morton, IL	245,056.57	ICS-DPC		
Oakstar Bank	Springfield, MO	16.55	ICS-DPC		
58415 Pacific Enterprise Bank	Irvine, CA	18.12	ICS-DPC		
35583 Pinnacle Bank	Nashville, TN	245,060.42	ICS-DPC		
33867 Quad City Bank and Trust Company	Bettendorf, IA	245,059.03	ICS-DPC		
13425 South State Bank	Columbia, SC	245,093.65	ICS-DPC		
4255 The Camden National Bank	Camden, NE	245,055.78	ICS-DPC		
5307 The First National Bank - Fox Valley	Neenah, WI	108,490.23	ICS-DPC		
4697 The First National Bank of Hutchinson	Hutchinson, KS	245,093.65	ICS-DPC		
6653 The Park National Bank	Newark, OH	188,713.96	ICS-DPC		
2711 Traditional Bank, Inc.	Mount Sterling, K	48.06	ICS-DPC		
19861 Yadkin Bank	Statesville, NC	12.08	ICS-DPC		
110 Bank of the Ozarks	Little Rock, AR	1.99	ICS-HP		
30903 Community Bank of the Chesapeake	Waldorf, MD	43,303.66	ICS-HP		
East Tennessee Bank, NA	Memphis, TN	5.80	ICS-HP		
15545 Frontier Bank	Omaha, NE	3.02	ICS-HP		
12874 Katahdin Trust Company	Patten ME	1.93	ICS-HP		
22346 Metropolitan Bank	Crystal Springs, N	21.13	ICS-HP		
18429 Morton Community Bank	Morton, IL	2.99	ICS-HP		
58115 Oakstar Bank	Springfield, MO	28.75	ICS-HP		
58415 Pacific Enterprise Bank	Irvine, CA	245,075.52	ICS-HP		
The First National Bank - Fox Valley	Neenah, WI	136,579.24	ICS-HP		
110 Bank of the Ozarks	Little Rock, AR	33.73	ICS-PAY		
12923 Bremer Bank, National Association	South St. Paul, M	3.02	ICS-PAY		
30903 Community Bank of the Chesapeake	Waldorf, MD	105,157.51	ICS-PAY		
First Tennessee Bank, NA	Memphis, TN	245,069.43	ICS-PAY		
Frontier Bank	Omaha, NE	21.14	ICS-PAY		
12874 Katahdin Trust Company	Patten ME	23.09	ICS-PAY		
18429 Morton Community Bank	Morton, IL	20.33	ICS-PAY		
Oakstar Bank	Springfield, MO	67,012.77	ICS-PAY		
35583 Pinnacle Bank	Nashville, TN	33.23	ICS-PAY		
4255 The Camden National Bank	Camden, NE	36.63	ICS-PAY		
5307 The First National Bank - Fox Valley	Neenah, WI	3.02	ICS-PAY		
6653 The Park National Bank	Newark, OH	56,374.25	ICS-PAY		

\$23,978,183.11

FILED FOR RECORD
2016 SEP -9 PM 12:45
KELLY EVANS
COUNTY CLERK, WOOD COUNTY, TX