

WOOD COUNTY, TEXAS
COMBINED STATEMENT OF CASH ACCOUNTS ACTIVITY
FOR THE MONTH ENDING NOVEMBER 30, 2015

FILED FOR RECORD
 2015 NOV 30 11:02
 COUNTY CLERK

FUND CODE	FUND NAME	PRIOR-MONTH		CASH BALANCE 10/31/2015	RECEIPTS	DISBURSEMENTS	TRANSFER IN/(OUT)	Net Change	CASH BALANCE 11/30/2015
		CASH BALANCE 10/31/2015	RECLASSES						
BUDGETED FUNDS									
<u>OPERATING FUNDS</u>									
100	General	\$ 13,121,921.27	\$ (13.31)	\$ 13,121,907.96	\$ 1,202,958.20	\$ (1,523,483.54)	\$ 22.14	\$ (320,503.20)	\$ 12,801,404.76
200	Road and Bridge Fund	3,070,353.04	0.00	3,070,353.04	416,303.67	(724,002.96)	(22.14)	(307,721.43)	2,762,631.61
270	Tobacco Settlement Fund	60,160.57		60,160.57	0.00	0.00	0.00	0.00	60,160.57
	Total Operating Funds	\$ 16,252,434.88	\$ (13.31)	\$ 16,252,421.57	\$ 1,619,261.87	\$ (2,247,486.50)	\$ -	\$ (628,224.63)	\$ 15,624,196.94
<u>SPECIAL REVENUE FUNDS</u>									
230	CC-Records Mgmt. & Preservation	421,241.27		421,241.27	16,224.69	(886.79)	0.00	15,337.90	436,579.17
231	General Records Mgmt. & Preservation	34,733.51		34,733.51	828.71	(948.51)	0.00	(119.80)	34,613.71
232	CC-Records Archive Fee	342,829.45		342,829.45	14,213.18	0.00	0.00	14,213.18	357,042.63
234	Courthouse Security	30,126.68		30,126.68	2,488.84	0.00	0.00	2,488.84	32,615.52
235	Hotel and Motel Tax	75,448.96		75,448.96	18,873.27	(8,756.61)	0.00	10,116.66	85,565.62
236	Child Welfare	361.53		361.53	1,705.71	0.00	0.00	1,705.71	2,067.24
238	Crime Victims Services	4,045.03		4,045.03	11.97	0.00	0.00	11.97	4,057.00
239	Justice Court Technology	51,205.59		51,205.59	969.10	(248.79)	0.00	720.31	51,925.90
240	DC-Records Mgmt & Preservation	38,606.86		38,606.86	423.70	0.00	0.00	423.70	39,030.56
241	JP Building Security Fee	20,457.92		20,457.92	243.91	0.00	0.00	243.91	20,701.83
242	Elections Special	23,641.75		23,641.75	11.51	0.00	0.00	11.51	23,653.26
243	Guardianship	35,122.16		35,122.16	197.17	0.00	0.00	197.17	35,319.33
244	CC-Technology	3,640.80		3,640.80	49.05	0.00	0.00	49.05	3,689.85
245	DC-Technology	4,658.47		4,658.47	213.62	0.00	0.00	213.62	4,872.09
246	DC-Records Archive Fee	26,272.61		26,272.61	572.84	0.00	0.00	572.84	26,845.45
247	DC-CT Records Preservation	25,307.92		25,307.92	82.32	0.00	0.00	82.32	25,390.24
260	Law Library	33,053.00		33,053.00	1,216.09	(546.21)	0.00	669.88	33,722.88
305	Constable Forfeiture	2,136.22		2,136.22	1.10	0.00	0.00	1.10	2,137.32
	Total Special Revenue Funds	\$ 1,172,889.73	\$ -	\$ 1,172,889.73	\$ 58,326.78	\$ (11,386.91)	\$ 0.00	\$ 46,939.87	\$ 1,219,829.60
<u>OTHER FUNDS</u>									
250	Right of Way	807,184.09		807,184.09	432.39	0.00	0.00	432.39	807,616.48
281	Community Supervision & Corr.	395,908.69		395,908.69	25,956.15	(46,519.98)	0.00	(20,561.83)	375,346.86
290	Juvenile Probation Department	(10,196.27)		(10,196.27)	42,702.00	(40,682.84)	0.00	2,019.16	(8,177.11)
892	Historical Commission	48,228.81		48,228.81	37.30	(243.30)	0.00	(206.00)	48,022.81
	Total Other Funds	\$ 1,241,125.32	\$ -	\$ 1,241,125.32	\$ 69,129.84	\$ (87,446.12)	\$ -	\$ (18,316.28)	\$ 1,222,809.04
	TOTAL BUDGETED FUNDS	\$ 18,666,449.93	\$ (13.31)	\$ 18,666,436.62	\$ 1,748,718.49	\$ (2,346,319.53)	\$ -	\$ (599,601.04)	\$ 18,066,835.58
NON-BUDGETED AND NON-COUNTY FUNDS									
880	Treasurer's State Fees	20.11	13.31	33.42	33,109.18	0.00	0.00	33,109.18	33,142.60
891	Payroll Fund	320,603.18		320,603.18	0.00	99,943.21	0.00	99,943.21	420,546.39
999	Upper Sabine Valley Waste Mgmt	458,810.87		458,810.87	25,340.71	(69,563.65)	0.00	(44,222.94)	414,587.93
	TOTAL NON-BUDGETED FUNDS	\$ 779,434.16	\$ 13.31	\$ 779,447.47	\$ 58,449.89	\$ 30,379.56	\$ -	\$ 88,829.45	\$ 868,276.92
	TOTAL CASH IN POOLED ACCOUNTS	\$ 19,445,884.09	\$ -	\$ 19,445,884.09	\$ 1,805,168.38	\$ (2,315,939.97)	\$ -	\$ (510,771.59)	\$ 18,935,112.50
CASH IN BANK - POOLED CASH ACCOUNTS									
890	AP Pooled Cash	905,583.04		905,583.04	324.14	(1,382,304.65)	1,475,000.00	93,019.49	998,602.53
890	Payroll Pooled Cash	1,000,615.73		1,000,615.73	283.08	(931,475.32)	930,000.00	(1,192.24)	999,423.49
890	Deposits Pooled Cash	2,114,902.39		2,114,902.39	1,796,438.99	0.00	(2,411,463.61)	(615,024.62)	1,499,877.77
890	CD Investments 12 month Maturity	2,289,462.46		2,289,462.46	1,658.55	0.00	0.00	1,658.55	2,291,121.01
890	CD Non-Depository	488,027.42		488,027.42	0.00	0.00	0.00	0.00	488,027.42
890	CDARS Investments	12,140,856.31		12,140,856.31	6,418.13	0.00	3,853.61	10,271.74	12,151,128.05
890	TexPool Pooled Investments	500,886.74		500,886.74	45.49	0.00	0.00	45.49	500,932.23
890	Jury Pooled Cash	5,550.00	0.00	5,550.00	0.00	(2,160.00)	2,610.00	450.00	6,000.00
	TOTAL CASH IN BANK - POOLED CASH ACCOUNTS	\$ 19,445,884.09	\$ -	\$ 19,445,884.09	\$ 1,805,168.38	\$ (2,315,939.97)	\$ 0.00	\$ (510,771.59)	\$ 18,935,112.50
					0.00	0.00	(0.00)	0.00	0.00

FUND CODE	FUND NAME	CASH BALANCE		0.00		TRANSFER IN/(OUT)	Net Change	CASH BALANCE 11/30/2015	
		10/31/2015	RECLASSES	10/31/2015	RECEIPTS				DISBURSEMENTS
CASH IN BANK - NON POOLED CASH ACCOUNTS - NON-BUDGE									
BANKTEXAS ACCOUNTS									
200	Road & Bridge CD RRC Restricted	\$ 26,068.93		\$ 26,068.93	\$ 22.14	\$ 0.00	\$ 0.00	\$ 22.14	\$ 26,091.07
401	Grant Fund	0.00		0.00	10,050.00	(10,050.00)	0.00	0.00	0.00
601	Interest & Sinking	21,523.67		21,523.67	74.00	0.00	0.00	74.00	21,597.67
895	Health Plan	445,975.86		445,975.86	224,800.94	(300,726.79)	(544.37)	(76,470.22)	369,506.64
895	Health Plan CD 12 month maturity	205,999.91		205,999.91	107.14	0.00	0.00	107.14	206,107.05
895	Health Plan CDARS	981,037.94		981,037.94	426.89	0.00	544.37	971.26	982,009.20
898	MRP/DPC Cleaning	10,165.75		10,165.75	3,674.72	(5,119.55)	0.00	(1,444.83)	8,720.92
	JP1 Cleaning	20,162.74		20,162.74	19,477.59	(21,148.74)	0.00	(1,671.15)	18,491.59
	JP2 Cleaning	8,397.30		8,397.30	10,071.92	(8,707.57)	0.00	1,364.35	9,761.65
	JP3 Cleaning	12,081.65		12,081.65	11,309.90	(13,481.00)	0.00	(2,171.10)	9,910.55
	JP4 Cleaning	8,090.40		8,090.40	5,372.00	(8,762.40)	0.00	(3,390.40)	4,700.00
	RV Cleaning	199.00		199.00	2,580.00	(2,400.00)	0.00	180.00	379.00
	Treasurer's Credit Card	0.00		0.00	0.00	0.00	0.00	0.00	0.00
999	USVSWMD CD TCEQ Restricted	12,513.07	0.00	12,513.07	10.63	0.00	0.00	10.63	12,523.70
TOTAL BANKTEXAS - NON POOLED CASH ACCOUNTS		\$ 1,752,217.22	\$ -	\$ 1,752,217.22	\$ 287,977.87	\$ (370,396.05)	\$ 0.00	\$ (82,418.18)	\$ 1,669,799.04
TEXPOOL ACCOUNTS									
601	Interest & Sinking	35,966.91		35,966.91	3.24	0.00	0.00	3.24	35,970.15
895	Health Plan	1,147.23	0.00	1,147.23	0.00	0.00	0.00	0.00	1,147.23
TOTAL TEXPOOL - NON POOLED CASH ACCOUNTS		\$ 37,114.14	\$ -	\$ 37,114.14	\$ 3.24	\$ 0.00	\$ 0.00	\$ 3.24	\$ 37,117.38
TOTAL CASH IN BANK - NON POOLED CASH ACCOUNTS		\$ 1,789,331.36	\$ -	\$ 1,789,331.36	\$ 287,981.11	\$ (370,396.05)	\$ 0.00	\$ (82,414.94)	\$ 1,706,916.42
TOTAL CASH IN BANK - ALL TREASURER'S ACCOUNTS		\$ 21,235,215.45	\$ -	\$ 21,235,215.45	\$ 2,093,149.49	\$ (2,666,336.02)	\$ 0.00	\$ (593,186.53)	\$ 20,642,028.92


Miscellaneous Information


Indebtedness as of 11/30/2015: \$0.00 Certificate of Obligation: None
 RB Line of Credit-Railroad Commission \$25,000 CD Secured - Current Balance Available \$26,091


Bank Texas (including CDARS and ICS)	Cash Balance	\$ 19,615,951.89	
Non-Depository Investments	Cash Balance	488,027.42	
TexPool:	Cash Balance	538,049.61	
Total		\$ 20,642,028.92	0.00
Bank Texas Interest Income: Interest Rate .00%-0.34%		\$ 1,328.33	
Certificates of Deposit: Interest Rates Varies		1,798.46	
CDARS Interest Income		6,845.02	
TexPool Interest Income: Interest Rate 0.11%		48.73	
Total Interest Income		\$ 10,020.54	0.00


I, Becky S. Burford, County Treasurer, in and for the County of Wood, State of Texas, do hereby present the November 2015 Statement of Cash Accounts Activity, the attached Treasurer's Report of Cash Receipts and Disbursements, and the Report of Securities as true and correct statements, to the best of my knowledge, of accounts under the control of Wood County Treasurer and furthermore state that the fund balance on deposit furthermore state that the fund balances are on deposit earning interest in accordance with the Wood County Investment Policy earning interest in accordance with the Wood County Investment Policy and Wood County Depository Contract.


Presented, examined, and accepted at the regular term of Commissioners Court on this the 15th day of December 2015.

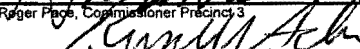



 Becky S. Burford, Wood County Treasurer



 Bryan Jednes, County Judge


 Virgil Holland, Jr. Commissioner Precinct 1



 Jerry Garkill, Commissioner Precinct 2


 Roger Page, Commissioner Precinct 3


 Russell Acker, Commissioner Precinct 4


 Terri Sellars, Auditor
 ATTEST: 

 Kelley Price, County Clerk



**WOOD COUNTY, TEXAS
 RECAP OF FUNDS BY BANK ACCOUNTS
 FOR THE MONTH OF NOVEMBER 2015**

FILED FOR RECORD
 2016 JAN 15 AM 12:02

Fund	Beginning Cash Balance	M-T-D Receipts	M-T-D Disbursements	Transfers	Ending Balance	Allocation of Cash				Total Cash
						BankTexas Quitman	BankTexas CDARS	Non-Depository Banks	TexPool	
200 Road & Bridge CD Restricted	\$ 26,068.93	\$22.14	\$0.00	\$0.00	\$26,091.07	\$26,091.07	\$0.00	-\$0.00	\$0.00	\$26,091.07
401 Texas Comm. Dev. Program	0.00	10,050.00	(10,050.00)	0.00	0.00	0.00	0.00	0.00	0.00	0.00
601 Interest and Sinking	57,490.58	77.24	0.00	0.00	57,567.82	21,597.67	0.00	0.00	35,970.15	57,567.82
890 Pooled Funds	4,527,537.90	1,797,091.70	(2,315,939.97)	(3,853.61)	4,004,836.02	3,503,903.79	0.00	0.00	500,932.23	4,004,836.02
890 Pooled CDs	14,918,346.19	8,076.68	0.00	3,853.61	14,930,276.48	2,291,121.01	12,151,128.05	488,027.42	0.00	14,930,276.48
895 Health Plan Fund	447,124.09	224,800.94	(300,726.79)	(544.37)	370,653.87	369,506.64	0.00	0.00	1,147.23	370,653.87
895 Health Plan CDs	1,187,037.85	534.03	0.00	544.37	1,188,116.25	206,107.05	982,009.20	0.00	0.00	1,188,116.25
898 MRP/DPC Clearing	10,165.75	3,674.72	(5,119.55)	0.00	8,720.92	8,720.92	0.00	0.00	0.00	8,720.92
JP1 Clearing	20,162.74	19,477.59	(21,148.74)	0.00	18,491.59	18,491.59	0.00	0.00	0.00	18,491.59
JP2 Clearing	8,397.30	10,071.92	(8,707.57)	0.00	9,761.65	9,761.65	0.00	0.00	0.00	9,761.65
JP3 Clearing	12,081.65	11,309.90	(13,481.00)	0.00	9,910.55	9,910.55	0.00	0.00	0.00	9,910.55
JP4 Clearing	8,090.40	5,372.00	(8,762.40)	0.00	4,700.00	4,700.00	0.00	0.00	0.00	4,700.00
RV Park Clearing	199.00	2,580.00	(2,400.00)	0.00	379.00	379.00	0.00	0.00	0.00	379.00
Treasurer's Credit Card	0.00	0.00	0.00	0.00	0.00	0.00	0.00	0.00	0.00	0.00
999 USVSWMD CD Restricted*	<u>12,513.07</u>	<u>10.63</u>	<u>0.00</u>	<u>0.00</u>	<u>12,523.70</u>	<u>12,523.70</u>	<u>0.00</u>	<u>0.00</u>	<u>0.00</u>	<u>12,523.70</u>
Grand Total	\$21,235,215.45	\$ 2,093,149.49	\$ (2,686,336.02)	\$ 0.00	\$ 20,642,028.92	\$ 6,482,814.64	\$ 13,133,137.25	\$ 488,027.42	\$ 538,049.61	\$ 20,642,028.92

**WOOD COUNTY, TEXAS
COMBINED STATEMENT OF CASH ACCOUNTS ACTIVITY
FOR THE YEAR-TO-DATE ENDING NOVEMBER 30, 2015**

FILED FOR RECORD
2016 JAN 15 10:12 AM
COUNTY CLERK, WOOD COUNTY, TEXAS

FUND CODE	FUND NAME	CASH BALANCE	REVISION PRIOR-MONTH	CASH BALANCE	YEAR-TO-DATE RECEIPTS	YEAR-TO-DATE DISBURSEMENTS	TRANSFER IN/(OUT)	Net Change	CASH BALANCE
		10/1/2014	RECLASSES	10/1/2014					11/30/2015
BUDGETED FUNDS									
OPERATING FUNDS									
100	General	\$ 14,080,824.13	\$ 31,670.69	\$ 14,112,294.82	\$ 1,599,307.03	\$ (2,921,510.51)	\$ 11,313.42	\$ (1,310,890.06)	\$ 12,801,404.76
200	Road and Bridge Fund	3,482,302.52	(31,173.86)	3,451,128.66	587,108.68	(1,275,562.18)	(43.55)	(688,497.05)	2,762,631.61
270	Tobacco Settlement Fund	60,160.57	0.00	60,160.57	0.00	0.00	0.00	0.00	60,160.57
	Total Operating Funds	\$ 17,623,087.22	\$ 496.83	\$ 17,623,584.05	\$ 2,186,415.71	\$ (4,197,072.69)	\$ 11,269.87	\$ (1,999,387.11)	\$ 15,624,196.94
SPECIAL REVENUE FUNDS									
230	CC-Records Mgmt. & Preservation	398,502.66	8,177.00	406,679.66	30,786.30	(886.79)	0.00	29,899.51	436,579.17
231	General Records Mgmt. & Preservation	35,634.61	(11.00)	35,623.61	1,947.62	(2,957.52)	0.00	(1,009.90)	34,613.71
232	CC-Records Archive Fee	339,337.98	(8,187.00)	331,150.98	28,391.65	(2,500.00)	0.00	25,891.65	357,042.63
234	Courthouse Security	29,917.25	0.00	29,917.25	5,143.02	(2,444.75)	0.00	2,698.27	32,615.52
235	Hotel and Motel Tax	73,939.06	0.00	73,939.06	26,793.54	(15,166.98)	0.00	11,626.56	85,565.62
236	Child Welfare	361.33	0.00	361.33	1,705.91	0.00	0.00	1,705.91	2,067.24
238	Crime Victims Services	4,042.61	0.00	4,042.61	14.39	0.00	0.00	14.39	4,057.00
239	Justice Court Technology	56,826.83	(225.00)	56,601.83	2,006.50	(6,682.43)	0.00	(4,675.93)	51,925.90
240	DC-Records Mgmt & Preservation	38,159.18	(3.00)	38,156.18	874.38	0.00	0.00	874.38	39,030.56
241	JP Building Security Fee	24,824.08	0.00	24,824.08	506.24	(4,628.49)	0.00	(4,122.25)	20,701.83
242	Elections Special	23,627.63	0.00	23,627.63	25.63	0.00	0.00	25.63	23,653.26
243	Guardianship	34,801.21	0.00	34,801.21	518.12	0.00	0.00	518.12	35,319.33
244	CC-Technology	3,594.64	0.00	3,594.64	95.21	0.00	0.00	95.21	3,689.85
245	DC-Technology	4,453.61	0.00	4,453.61	418.48	0.00	0.00	418.48	4,872.09
246	DC-Records Archive Fee	25,662.06	0.00	25,662.06	1,183.39	0.00	0.00	1,183.39	26,845.45
247	DC-CT Records Preservation	25,232.82	0.00	25,232.82	157.42	0.00	0.00	157.42	25,390.24
260	Law Library	31,508.89	0.00	31,508.89	2,760.20	(546.21)	0.00	2,213.99	33,722.88
305	Constable Forfeiture	2,134.94	0.00	2,134.94	2.38	0.00	0.00	2.38	2,137.32
	Total Special Revenue Funds	\$ 1,152,561.39	(249.00)	\$ 1,152,312.39	\$ 103,330.38	\$ (35,813.17)	\$ -	67,517.21	\$ 1,219,829.60
OTHER FUNDS									
250	Right of Way	806,674.87	0.00	806,674.87	941.61	0.00	0.00	941.61	807,616.48
281	Community Supervision & Corr.	426,707.61	(75.00)	426,632.61	42,499.56	(93,785.31)	0.00	(51,285.75)	375,346.86
290	Juvenile Probation Department	(11,689.04)	0.00	(11,689.04)	85,407.00	(81,895.07)	0.00	3,511.93	(8,177.11)
892	Historical Commission	48,580.38	(186.14)	48,394.24	114.69	(486.12)	0.00	(371.43)	48,022.81
	Total Other Funds	\$ 1,270,273.82	\$ (261.14)	\$ 1,270,012.68	\$ 128,962.86	\$ (176,166.50)	\$ -	(47,203.64)	\$ 1,222,809.04
	TOTAL BUDGETED FUNDS	\$ 20,045,922.43	\$ (13.31)	\$ 20,045,909.12	\$ 2,418,708.95	\$ (4,409,052.36)	\$ 11,269.87	-1,979,073.54	\$ 18,066,835.58
NON-BUDGETED AND NON-COUNTY FUNDS									
880	Treasurer's State Fees	70,028.93	13.31	70,042.24	70,710.30	(96,340.07)	(11,269.87)	(36,899.64)	33,142.60
891	Payroll Fund	(0.00)	0.00	(0.00)	0.00	420,546.39	0.00	420,546.39	420,546.39
999	Upper Sabine Valley Waste Mgmt	514,161.46	0.00	514,161.46	56,293.43	(155,866.96)	0.00	(99,573.53)	414,587.93
	TOTAL NON-BUDGETED FUNDS	\$ 584,190.39	13.31	\$ 584,203.70	\$ 127,003.73	\$ 168,339.36	\$ (11,269.87)	284,073.22	\$ 868,276.92
	TOTAL CASH IN POOLED ACCOUNTS	\$ 20,630,112.82	\$ (0.00)	\$ 20,630,112.82	\$ 2,545,712.68	\$ (4,240,713.00)	\$ -	\$ (1,695,000.32)	\$ 18,935,112.50
CASH IN BANK - POOLED CASH ACCOUNTS									
890	AP Pooled Cash	994,588.73	0.00	994,588.73	611.11	(2,391,597.31)	2,395,000.00	4,013.80	998,602.53
890	Payroll Pooled Cash	1,000,916.71	0.00	1,000,916.71	542.47	(1,847,035.69)	1,845,000.00	(1,493.22)	999,423.49
890	Deposits Pooled Cash	3,725,775.99	0.00	3,725,775.99	2,525,932.89	0.00	(4,751,831.11)	(2,225,898.22)	1,499,877.77
890	CD Investments 12 month Maturity	2,287,841.62	0.00	2,287,841.62	3,279.39	0.00	0.00	3,279.39	2,291,121.01
890	CD Non-Depository	488,658.36	0.00	488,658.36	738.06	0.00	(1,369.00)	(630.94)	488,027.42
890	CDARS Investments	11,626,015.80	0.00	11,626,015.80	14,522.14	0.00	510,590.11	525,112.25	12,151,128.05
890	TexPool Pooled Investments	500,845.61	0.00	500,845.61	86.62	0.00	0.00	86.62	500,932.23
890	Jury Pooled Cash	5,470.00	0.00	5,470.00	0.00	(2,080.00)	2,610.00	530.00	6,000.00
	TOTAL CASH IN BANK - POOLED CASH ACCOUNTS	\$ 20,630,112.82	\$ -	\$ 20,630,112.82	\$ 2,545,712.68	\$ (4,240,713.00)	\$ 0.00	\$ (1,695,000.32)	\$ 18,935,112.50

FUND CODE	FUND NAME	CASH BALANCE	REVISION	CASH BALANCE	RECEIPTS	DISBURSEMENTS	TRANSFER IN/(OUT)	Net Change	CASH BALANCE 11/30/2015
		10/1/2015 10/01/2014	PRIOR-MONTH	10/1/2015 10/01/2014					
CASH IN BANK - NON POOLED CASH ACCOUNTS - NON-BUDGETED, NON-COUNTY OR OTHER FUNDS									
BANKTEXAS ACCOUNTS									
200	Road & Bridge CD RRC Restricted	\$ 26,047.52	\$ -	\$ 26,047.52	\$ 43.55	\$ -	\$ -	43.55	\$ 26,091.07
401	Grant Fund	0.00	0.00	0.00	13,537.50	(13,537.50)	0.00	0.00	0.00
601	Interest & Sinking	21,469.13	0.00	21,469.13	128.54	0.00	0.00	128.54	21,597.67
895	Health Plan	416,474.83	0.00	416,474.83	455,731.62	(501,793.68)	(906.13)	-46,968.19	369,506.64
895	Health Plan CD 12 month maturity	205,891.94	0.00	205,891.94	215.11	0.00	0.00	215.11	206,107.05
895	Health Plan CDARS	979,559.69	0.00	979,559.69	1,543.38	0.00	906.13	2,449.51	982,009.20
898	MRP/DPC Clearing	9,290.12	0.00	9,290.12	7,286.51	(7,855.71)	0.00	(569.20)	8,720.92
	JP1 Clearing	16,145.89	0.00	16,145.89	40,301.96	(37,958.26)	0.00	2,345.70	18,491.59
	JP2 Clearing	15,252.15	0.00	15,252.15	19,210.17	(24,700.67)	0.00	(5,490.50)	9,761.65
	JP3 Clearing Account	13,858.45	0.00	13,858.45	24,757.90	(28,705.80)	0.00	-3,947.90	9,910.55
	JP4 Clearing Account	4,536.00	0.00	4,536.00	13,115.40	(12,951.40)	0.00	164.00	4,700.00
	RV Clearing Account	145.00	0.00	145.00	8,656.00	(8,422.00)	0.00	234.00	379.00
	Treasurer's Credit Card	0.00	0.00	0.00	195.00	(195.00)	0.00	0.00	0.00
999	USVSWMD CD TCEQ Restricted	12,502.79	0.00	12,502.79	20.91	0.00	0.00	20.91	12,523.70
	TOTAL BANKTEXAS - NON POOLED CASH ACCOUN	\$ 1,721,173.51	0.00	\$ 1,721,173.51	\$ 584,743.55	\$ (636,118.02)	\$ -	\$ (51,374.47)	\$ 1,669,799.04
TEXPOOL ACCOUNTS									
601	Interest & Sinking	35,963.96	0.00	35,963.96	6.19	0.00	0.00	6.19	35,970.15
895	Health Plan	1,147.23	0.00	1,147.23	0.00	0.00	0.00	0.00	1,147.23
	TOTAL TEXPOOL - NON POOLED CASH ACCOUNTS	\$ 37,111.19	0.00	\$ 37,111.19	\$ 6.19	\$ 0.00	\$ 0.00	\$ 6.19	\$ 37,117.38
	TOTAL CASH IN BANK - NON POOLED CASH ACCOUNTS	\$ 1,758,284.70	0.00	\$ 1,758,284.70	\$ 584,749.74	\$ (636,118.02)	\$ -	\$ (51,368.28)	\$ 1,706,916.42
	TOTAL CASH IN BANK - ALL TREASURER'S ACCOUNTS	\$ 22,388,397.52	\$ -	\$ 22,388,397.52	\$ 3,130,462.42	\$ (4,876,831.02)	\$ 0.00	\$ (1,746,368.60)	\$ 20,642,028.92

Miscellaneous Information

Indebtedness as of 11/30/2015: \$0.00 Certificate of Obligation: No Certificates of Obligation: None
 RB Line of Credit-Railroad Commission \$25,000 CD Secured - Current Balance Available \$26,091

Bank Texas: Cash Balance	\$ 19,615,951.89
Non-Depository Investments: Cash Balance	488,027.42
TexPool: Cash Balance	538,049.61
Total Cash Balance:	\$ 20,642,028.92

Bank Texas Interest Income:	\$ 7,649.55
Non-Depository Interest Income	738.06
CDARS Interest Income	15,057.00
TexPool Interest Income:	92.81
Total Interest Income	\$ 23,537.42

I, Becky S. Burford, County Treasurer, in and for the County of Wood, State of Texas, do hereby present the November 2015 Year-to-date Statement of Cash Accounts Activity, the attached Treasurer's Report of Cash Receipts and Disbursements, and the Report of Securities as true and correct statements, to the best of my knowledge, of accounts under the control of Wood County Treasurer and furthermore state that the fund balances on deposit earning interest in accordance with the Wood County Investment Policy and Wood County Depository Contracts.

Becky S. Burford, Wood County Treasurer

Presented, examined, and accepted at the regular term of Commissioners Court on this the 18th day of December, 2015.

Bryan Jones, County Judge

Virgil Howard, Commissioner Precinct 1


Jerry Gaskin, Commissioner Precinct 2

Roger Page, Commissioner Precinct 3

Russell Acker, Commissioner Precinct 4

Terri Sellers, Auditor

ATTEST: Kelley Price, County Clerk



**WOOD COUNTY, TEXAS
 RECAP OF FUNDS BY BANK ACCOUNTS
 FOR THE YEAR-TO-DATE ENDING NOVEMBER 30, 2015**

FILED FOR RECORD
 2015 JAN 15 11:12 AM
 COU-11

Fund	Beginning Cash Balance	Y-T-D Receipts	Y-T-D Disbursements	Transfers	Ending Balance	BankTexas Quitman	Allocation of Cash			Total Cash
							BankTexas CDARS	Non-Depository Banks	TexPool	
200 Road & Bridge CD Restricted	\$ 26,047.52	\$ 43.55	\$ -	\$ -	\$ 26,091.07	\$ 26,091.07	\$ -	\$ -	\$ -	\$ 26,091.07
401 Texas Comm. Dev. Program	-	13,537.50	(13,537.50)	-	0.00	0.00	0.00	0.00	0.00	0.00
601 Interest and Sinking	57,433.09	134.73	-	-	57,567.82	21,597.67	0.00	0.00	35,970.15	57,567.82
890 Pooled Funds	6,227,597.04	2,527,173.09	(4,240,713.00)	(509,221.11)	4,004,836.02	3,503,903.79	0.00	0.00	500,932.23	4,004,836.02
890 Pooled CDs	14,402,515.78	18,539.59	-	509,221.11	14,930,276.48	2,291,121.01	12,151,128.05	488,027.42	0.00	14,930,276.48
895 Health Plan Fund	417,622.06	455,731.62	(501,793.68)	(906.13)	370,653.87	369,506.64	0.00	0.00	1,147.23	370,653.87
895 Health Plan CDs	1,185,451.63	1,758.49	-	906.13	1,188,116.25	206,107.05	982,009.20	0.00	0.00	1,188,116.25
898 Flex Savings Clearing	9,290.12	7,286.51	(7,855.71)	-	8,720.92	8,720.92	0.00	0.00	0.00	8,720.92
JP1 Clearing Account	16,145.89	40,301.96	(37,956.26)	-	18,491.59	18,491.59	0.00	0.00	0.00	18,491.59
JP2 Clearing Account	15,252.15	19,210.17	(24,700.67)	-	9,761.65	9,761.65	0.00	0.00	0.00	9,761.65
JP3 Clearing Account	13,858.45	24,757.90	(28,705.80)	-	9,910.55	9,910.55	0.00	0.00	0.00	9,910.55
JP4 Clearing Account	4,536.00	13,115.40	(12,951.40)	-	4,700.00	4,700.00	0.00	0.00	0.00	4,700.00
RV Park Clearing Account	145.00	8,656.00	(8,422.00)	-	379.00	379.00	0.00	0.00	0.00	379.00
Treasurer's Credit Card	-	195.00	(195.00)	-	0.00	0.00	0.00	0.00	0.00	0.00
999 USVSWMD CD Restricted*	12,502.79	20.91	0.00	0.00	12,523.70	12,523.70	0.00	0.00	0.00	12,523.70
Grand Total	\$ 22,388,397.52	\$ 3,130,462.42	\$ (4,876,831.02)	0.00	\$ 20,642,028.92	\$ 6,482,814.64	\$ 13,133,137.25	\$ 488,027.42	\$ 538,049.61	\$ 20,642,028.92

*Non-County Funds

SECURITIES PLEDGED TO WOOD COUNTY, TEXAS
Report as of November 30, 2015

FILE NUMBER RECORD	Pledge Date	Description	CUSIP	Maturity Date	Current Par	Market Value 31-Oct-15	Market Value 30-Nov-15
	02/02/2015	Houston Cmnty CLG	44236PEF1	2/15/19	\$140,000	\$159,492	\$158,421
	06/18/2012	Decatur, TX	243320GE2	3/1/19	150,000	160,569	159,715
2016.10.15 AM 12:02	01/06/2015	Euless-CTFS	298263J88	8/15/19	50,000	55,416	55,075
	02/02/2015	Hallsville	406342AD7	8/15/19	125,000	128,523	127,919
	01/05/2015	Mequite ISD-Sch Bldg	59079594C7	8/15/19	150,000	165,360	164,362
	12/30/2014	Slidell ISD	831389EA5	8/15/19	160,000	173,398	172,270
COUNTY CLERK'S OFFICE TX	12/30/2014	Springtown	851830DZ9	8/15/19	165,000	169,864	168,934
	02/07/2013	Waco TX ISD	929845RP2	8/15/19	145,000	156,684	155,678
	12/30/2014	Celina-CTFS OBLG	151141MF2	9/1/19	65,000	69,269	68,894
	12/30/2014	Mineola, TX	602771JG3	9/1/19	165,000	184,219	182,931
	02/07/2013	Hewitt TX	428230NN2	11/1/19	110,000	116,127	115,493
	02/07/2013	Anahuac TX ISD	032645CZ4	2/15/20	100,000	114,049	113,377
	02/07/2013	Angelina Cnty TX	034717KW7	2/15/20	155,000	159,345	158,754
	02/07/2013	Arlington TX ISD	041826XC7	2/15/20	100,000	109,705	109,191
	12/30/2014	Diboll CTFS OBLIGA	252867KU9	2/15/20	80,000	83,230	82,905
	02/07/2013	Ector TX ISD	279272CQ9	2/15/20	110,000	118,250	117,344
	02/07/2013	Jasper TX ISD	471844HP8	2/15/20	105,000	118,215	117,221
	12/30/2014	Ennis CTFS OBLIG	293425VN1	8/1/20	100,000	107,184	106,715
	02/01/2013	Sanger TX	800876DH4	8/1/20	100,000	108,051	107,480
	01/05/2015	Beeville-CTFS	077131JG6	8/15/20	70,000	71,434	71,072
	02/06/2013	Keller TX	487684U91	8/15/20	140,000	145,505	145,068
	02/01/2013	Lone Oak TX ISD	542218GA4	8/15/20	195,000	201,289	200,224
	12/31/2014	SPR ISD Schoolhouse TX	85000OP79	8/15/20	100,000	111,236	110,639
	12/31/2014	Sulphur Springs-Ref TX	865525QZ5	9/1/20	180,000	182,875	182,225
	12/31/2014	Upton CO-Ref TX	916813AY4	2/1/21	100,000	104,668	104,330
	12/31/2014	Arlington ISD Bldg	041826XP8	2/5/21	150,000	167,542	166,551
	12/31/2014	El Campo ISD	282783FP9	2/15/21	175,000	188,652	187,078
	02/06/2013	Jasper TX ISD	471844HQ6	2/15/21	105,000	120,856	119,749
	02/09/2013	Ferris TX	31569CT3	3/1/21	105,000	114,448	114,026
	12/31/2014	Caldwell Cnty	129006FH0	8/1/21	60,000	64,532	64,301
	12/31/2014	Round Rock Util Sys	779244BY7	8/1/21	100,000	109,868	109,194
	12/31/2014	Beeville-CTFS	077131JH4	8/15/21	70,000	73,290	72,868
	12/31/2014	Krum TX	501080DZ5	8/15/21	100,000	111,160	113,109
	12/31/2014	Celina-CTFS OBLG	151141MH8	9/1/21	70,000	75,450	75,135
	02/07/2013	West Univ Place TX	956398QW4	2/1/22	100,000	111,788	111,380
	02/07/2013	Japser TX ISD	471844HR4	2/15/22	110,000	128,891	127,931
	02/07/2013	Ferris TX	315669CU0	3/1/22	110,000	119,354	118,968
	12/31/2014	Lake Jackson Wtr/SWR	510066NW9	4/15/23	100,000	104,372	104,141
	08/03/2015	N Tex Wtr Incrpt	662842JD6	6/1/23	200,000	217,212	217,328
	08/03/2015	Nursery ISD SC	67058DBK6	8/15/23	160,000	176,499	176,120
	12/31/2014	Washington Jr. Clg	938688TG3	10/1/23	100,000	110,916	110,406
	11/05/2015	FNMA 10YR	31418A6V5	2/1/24	2,079,313		2,158,501
	12/31/2014	Watauga-CTFS	941097PA9	2/1/24	100,000	103,518	103,079
	12/31/2014	Belton ISD	081077WG0	2/15/24	100,000	105,717	105,477
		NE TX Cmnty Clg	6643788EE5	4/1/24	175,000	192,929	192,388
	12/31/2014	Hallsville-CTFS	406342AJ4	8/15/24	135,000	139,151	138,515
	12/31/2014	Lago Vista ISD	507075KC2	8/15/24	135,000	147,941	147,543
	12/31/2014	TX Tech	88276RCC4	8/1/25	105,000	111,148	110,871
	12/31/2014	Beeville-CTFS	077131JM3	8/15/25	155,000	170,756	170,128
	12/31/2014	Watauga-CTFS	941097PE1	2/1/28	105,000	110,198	109,719
					\$7,964,313	\$6,350,145	\$8,480,743

(0)

0

Total BankTexas Account Balances as of report date: \$ 5,839,634 \$ 6,768,550

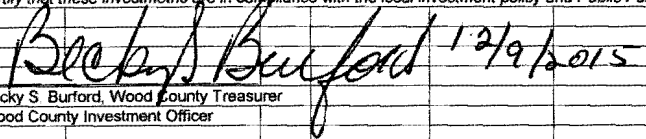
108.74% 125.30%

NOTE: FDIC insurance coverage is in addition to listed securities.

WOOD COUNTY, TEXAS

INVESTMENT ACTIVITY FOR NOVEMBER 30, 2015

11/30/2015														
CD ID	Description	Bank	Acct	Maturity Date	Term	Days to Maturity	Original Principal	Prior Balance 10/31/2015	Purchases/Deposits	Interest Credited	Withdrawals	Current Balance 11/30/2015	This Month's Unpaid Interest	Accumulated Unpaid Interest
16	*7485 DPC 12 MONTH	BT	DPC	11/10/2016	365	346	\$ 500,000.00	\$ 513,414.86		\$ 272.53		\$ 513,687.39	\$ 295.54	\$ 295.54
17	*7507 DPC 12 MONTH	BT	DPC	11/10/2016	365	346	250,000.00	256,707.44		136.27		256,843.71	147.77	147.77
18	*7523 HP 12 MONTH	BT	HP	11/10/2016	365	346	75,000.00	77,012.17		40.88		77,053.05	44.33	44.33
58	*182 DPC 365 DAY	CNB	DPC	10/15/2016	365	320	124,200.00	124,200.00		0.00		124,200.00	54.28	87.97
59	*183 DPC 365 DAY	CNB	DPC	10/15/2016	365	320	124,200.00	124,200.00		0.00		124,200.00	54.28	87.97
60	*884 DPC 365 DAY	FNBW	DPC	10/16/2016	365	321	117,500.00	119,813.71		0.00		119,813.71	61.91	100.32
61	*885 DPC 365 DAY	FNBW	DPC	10/16/2016	365	321	117,500.00	119,813.71		0.00		119,813.71	61.91	100.32
66J	CDARS 30 Month	BT*	DPC	01/28/2016	1001	59	600,000.00	615,499.46		0.00		615,499.46	597.30	656.98
69J	CDARS HP 30 Month	BT*	HP	01/28/2016	1001	59	250,000.00	256,458.12		0.00		256,458.12	248.87	273.73
72I	CDARS 30 Month	BT*	DPC	11/28/2015	910		Redeemed 11/27/15	512,504.10		441.93	(512,946.03)	0.00	0.00	0.00
79H	CDARS 13 Week x9	BT	DPC	03/03/2016	910	94	400,000.00	408,241.18		0.00		408,241.18	417.11	1,236.18
80H	CDARS 13 Week x9	BT	DPC	03/03/2016	910	94	400,001.00	408,242.18		0.00		408,242.18	417.11	1,236.19
81H	CDARS 13 Week x9	BT	DPC	03/03/2016	910	94	400,002.00	408,243.20		0.00		408,243.20	417.12	1,236.20
96	*4149 365 DAY	BT	DPC	12/31/2015	365	31	500,000.00	505,834.30		259.85		506,094.15	8.66	8.66
97	*4160 365 DAY	BT	HP	12/31/2015	365	31	127,500.00	128,987.74		66.26		129,054.00	2.20	2.20
123	CD 24 month	BT	DPC	08/13/2016	730	257	500,000.00	506,752.93		494.95		507,247.88	287.67	287.67
124	CD 24 month	BT	DPC	08/13/2016	730	257	500,000.00	506,752.93		494.95		507,247.88	287.67	287.67
130	CDARS 52 Week	BT	DPC	11/05/2015	364	0	Redeemed 11/05/15	503,167.07		35.29	(503,202.36)	0.00	0.00	0.00
131	CDARS 52 Week	BT	HP	11/05/2015	364		Redeemed 11/05/15	128,307.36		9.00	(128,316.36)	0.00	0.00	0.00
132	CDARS 52 Week	BT	HP	11/27/2015	364		Redeemed 11/05/15	100,594.40		45.87	(100,640.27)	0.00	0.00	0.00
137	CDARS 52 Week	BT	DPC	01/21/2016	364	52	402,250.00	404,250.94		212.70		404,463.64	0.00	0.00
138	CDARS 13 Week	BT	HP	01/21/2016	364	52	75,500.00	75,875.57		39.92		75,915.49	0.00	0.00
143	CDARS 104 Week	BT	DPC	02/09/2017	728	437	402,250.00	405,584.22		383.54		405,967.76	0.00	0.00
145	CDARS 52 Week	BT	DPC	03/10/2016	364	101	402,502.00	404,156.84		212.64		404,369.48	0.00	0.00
146	CDARS 104 Week	BT	DPC	04/13/2017	728	500	402,251.00	404,780.97		382.77		405,163.74	0.00	0.00
147	CDARS 52 Week	BT	DPC	05/12/2016	364	164	402,503.00	403,711.64		212.41		403,924.05	0.00	0.00
148	CDARS 52 Week	BT	HP	05/12/2016	364	164	105,000.00	105,315.29		55.41		105,370.70	0.00	0.00
149	CDARS 104 Week	BT	DPC	06/01/2017	728	549	402,252.00	404,157.51		382.19		404,539.70	0.00	0.00
150	CDARS 52 Week	BT	HP	06/02/2016	364	185	106,000.00	106,279.15		55.92		106,335.07	0.00	0.00
151	CDARS 52 Week	BT	DPC	07/07/2016	364	220	402,504.00	403,316.41		212.21		403,528.62	0.00	0.00
152	CDARS 52 Week	BT	HP	07/28/2016	364	241	107,000.00	107,176.50		56.39		107,232.89	0.00	0.00
153	CDARS 52 Week	BT	DPC	08/04/2016	364	248	705,001.00	706,077.27		371.50		706,448.77	0.00	0.00
154	CDARS 104 Week	BT	DPC	08/03/2017	728	612	705,002.00	706,937.09		668.52		707,605.61	0.00	0.00
155	CDARS 52 Week	BT	DPC	08/11/2016	364	255	705,003.00	705,992.59		371.46		706,364.05	0.00	0.00
156	CDARS 104 Week	BT	DPC	08/10/2017	728	619	402,505.00	403,511.96		378.25		403,890.21	0.00	0.00
157	CDARS 52 Week	BT	DPC	08/18/2016	364	262	705,004.00	705,906.95		371.42		706,278.37	0.00	0.00
158	CDARS 52 Week	BT	DPC	09/01/2016	364	276	705,005.00	705,734.70		371.32		706,106.02	0.00	0.00
159	CDARS 52 Week	BT	DPC	09/08/2016	364	283	402,506.00	402,873.16		211.97		403,085.13	0.00	0.00
160	CDARS 52 Week	BT	DPC	09/08/2016	364	283	705,006.00	705,006.00		0.00		705,006.00	371.27	1,014.34
161	CDARS 52 Week	BT	DPC	10/13/2016	364	318	505,000.00	505,150.55	0.00	265.79		505,416.34	0.00	0.00
162	CDARS 104 Week	BT	DPC	10/12/2017	728	682	402,507.00	402,720.77	0.00	377.52		403,098.29	0.00	0.00
163	CDARS 104 Week	BT	HP	10/19/2017	728	689	101,000.00	101,031.55		94.71		101,126.26	0.00	0.00
164	CDARS 52 Week	BT	DPC	10/20/2016	364	325	505,001.00	505,089.55		265.75		505,355.30	0.00	0.00
165	CDARS 52 Week	BT	DPC	11/03/2016	364	339	505,002.00	0.00	505,002.00	230.26		505,232.26	0.00	0.00
166	CDARS 52 Week	BT	HP	11/03/2016	364	339	128,500.00	0.00	128,500.00	58.60		128,558.60	0.00	0.00
167	CDARS 30 Month	BT	DPC	05/24/2018	910	906	515,000.00	0.00	515,000.00	58.69		515,058.69	0.00	0.00
168	CDARS 104 Week	BT	HP	11/24/2017	728	725	101,001.00	0.00	101,001.00	11.07		101,012.07	0.00	0.00
Restricted	RB CD *1703 RRC	BT*	DPC	03/26/2016	365	117	25,000.00	26,069.62		22.14		26,091.76	0.00	0.00
Restricted	USV CD *1639 TCEQ	BT*	DPC	03/25/2016	365	116	12,000.00	12,513.40		10.63		12,524.03	0.00	0.00
Total CDs							\$ 16,030,958.00	\$ 16,143,967.06	\$ 1,249,503.00	\$ 8,643.48	\$ (1,245,105.02)	\$ 16,157,008.52	\$ 3,775.00	\$ 7,104.04
TEXPOOL					WAM									
	Deposit Pooled Cash	TxP	DPC		1	n/a		\$ 500,886.74	\$ -	\$ 45.49	\$ -	\$ 500,932.23	n/a	n/a
	Interest & Sinking	TxP	I&S		1	n/a		35,966.91	0.00	3.24	0.00	35,970.15	n/a	n/a
	Health Plan	TxP	HP		1	n/a		1,147.23	0.00	0.00	0.00	1,147.23	n/a	n/a
Total Pools								\$ 538,000.88	\$ -	\$ 48.73	\$ -	\$ 538,049.61		
Insured Cash Sweeps Accounts														
	Deposit Pooled Cash	BT*		Daily	n/a	n/a	n/a	\$ 1,484,323.37	\$ 1,594,657.37	\$ 328.34	\$ (2,210,599.72)	\$ 868,709.36	n/a	n/a
	Accounts Payable Cash	BT*		Daily	n/a	n/a	n/a	932,520.88	1,466,761.72	324.14	(1,320,633.44)	1,078,973.30	n/a	n/a
	Payroll Cash	BT*		Daily	n/a	n/a	n/a	1,002,921.61	925,314.40	283.08	(922,255.15)	1,006,263.94	n/a	n/a
	Health Plan	BT*		Daily	n/a	n/a	n/a	544,005.02	196,107.16	124.08	(308,023.03)	432,213.23	n/a	n/a
Total Sweeps								\$ 3,963,770.88	\$ 4,182,840.65	\$ 1,059.64	\$ (4,761,511.34)	\$ 3,386,159.83		
Total Investments					297			\$ 20,645,738.82	\$ 5,432,343.65	\$ 9,751.85	\$ (6,006,616.36)	\$ 20,081,217.96	\$ 3,775.00	\$ 7,104.04

										Investments By Type			
										BT - Traditional CD	\$ 2,497,228.06	12.44%	
										BT - CDARS	13,133,137.25	65.40%	
										Non-Depository CD	488,027.42	2.43%	
										BT-Restricted CD	38,615.79	0.19%	
										BT-ICS *	3,386,159.83	16.86%	
										Pools	538,049.61	2.68%	
										Total	\$ 20,081,217.96	100.00%	
										* Does not include in-transit items which can be either positive or negative.			
Note	BT* - BankTexas is the county's placement bank for both CDARS and ICS accounts into other FDIC covered banks. For bank details use Supplement Investment Schedule.												
I hereby submit the above report in addition to attached Supplement Investment Schedule as the written report of investment transactions for all invested funds held by Wood County Treasurer for period shown above and certify that these investments are in compliance with the local investment policy and Public Funds Investment Act.													
 Becky S. Burford, Wood County Treasurer Wood County Investment Officer													

WOOD COUNTY, TEXAS
Supplement Investment Schedule
Summary of FDIC-Insured Institutions
Outside of Depository Bank

11/30/2015

Bank	Location	Balance	Reference	Term	Maturity Date	Recap By Type	Totals
City National Bank	Quitman, TX	\$ 248,400.00	CD 588 59	12 Month	10/15/2015	Local CD	\$ 488,027.42
First National Bank-Winnsboro, T	Winnsboro, TX	239,627.42	CD 608 61	12 Month	10/16/2015	Insured Cash Sweeps	3,386,159.83
Regent Bank	Davie, FL	198,295.40	CDARS#68J	30 Month*	10/29/2015	CDARS	13,133,137.25
Northern Bank & Trust Company	Woburn, MA	237,541.88	CDARS#68J	30 Month*	10/29/2015		\$ 17,007,324.50
First NBC Bank	New Orleans, LA	179,662.18	CDARS#68J	30 Month*	10/29/2015		
Aggiance Bank	Houston, TX	247,000.00	CDARS#69J - HP	30 Month*	10/29/2015		
Northern Bank & Trust Company	Woburn, MA	9,458.12	CDARS#69J - HP	30 Month*	10/29/2015		
Pathfinder Bank	Oswego, NY	247,000.00	CDARS#79H		12/03/2015		
The Bank of Fayette County	Moscow, TN	85,756.80	CDARS#79H		12/03/2015		
The Fairfield National Bank	Fairfield, IL	4,110.58	CDARS#79H		12/03/2015		
United Bank	Parkersburg, WV	71,373.80	CDARS#79H		12/03/2015		
Landmark Bank, National Associa	Columbia, MO	232,615.98	CDARS#80H	30 Month*	12/03/2015		
United Bank	Parkersburg, WV	175,626.20	CDARS#80H	30 Month*	12/03/2015		
Sovereign Bank	Dallas, TX	247,000.00	CDARS#81J	30 Month*	03/03/2016		
The Bank of Fayette County	Moscow, TN	161,243.20	CDARS#81J	30 Month*	03/03/2016		
First NBC Bank	New Orleans, LA	64,189.13	CDARS#137	52week	01/21/2016		
Genesee Regional Bank	Rochester, NY	171,349.97	CDARS#137	52week	01/21/2016		
Old Line Bank	Bowie, MD	168,924.54	CDARS#137	52week	01/21/2016		
Old Line Bank	Bowie, MD	75,915.49	CDARS#138 -HP	52week	01/21/2016		
Bangor Savings Bank	Bangor, NE	242,218.17	CDARS#143	104 week	02/09/2017		
EagleBank	Bethesda, MD	42,386.16	CDARS#143	104 week	02/09/2017		
First National Bank of Michigan	Kalamazoo, MI	121,363.43	CDARS#143	104 week	02/09/2017		
Customers Bank	Wyomissing, PA	242,118.17	CDARS#145	52week	03/10/2016		
Decorah Bank & Trust Company	Decorah, IA	162,251.31	CDARS#145	52week	03/10/2016		
Bank of the West	San Francisco, CA	127,494.70	CDARS#146	104 week	04/13/2017		
Iberiabank	Lafayette, LA	38,449.28	CDARS#146	104 week	04/13/2017		
Singature Bank	New York, NY	239,219.76	CDARS#146	104 week	04/13/2017		
Avenue Bank	Nashville, TN	244,359.68	CDARS#147	52week	05/12/2016		
Oakstar Bank	Springfield, MO	49,416.01	CDARS#147	52week	05/12/2016		
Transportation Alliance Bank, Inc	Ogden, UT	110,148.38	CDARS#147	52week	05/12/2016		
Oakstar Bank	Springfield, MO	105,370.70	CDARS#148 -HP	52week	05/12/2016		
Bank of Blue Valley	Overland Park, KS	163,174.76	CDARS#149	104 week	06/01/2017		
The Citizens National Bank of Blu	Bluffton, OH	241,364.94	CDARS#149	104 week	06/01/2017		
Paragon Commercial Bank	Raleigh, NC	106,335.07	CDARS#150 -HP	52week	06/02/2016		
Citizens Savings Bank and Trust	Nashville, TN	161,915.13	CDARS#151	52week	07/07/2016		
FirstCapital Bank of Texas, N. A.	Midland, TX	241,613.49	CDARS#151	52week	07/07/2016		
EverBank	Jacksonville, FL	107,232.89	CDARS#152	52week	07/28/2016		
Bank of America, N.A.	Charlotte, NC	244,000.04	CDARS#153		08/04/2016		
Eclipse Bank, Inc.	Louisville, KY	191,963.11	CDARS#153		08/04/2016		
Genesee Regional Bank	Rochester, NY	73,237.91	CDARS#153		08/04/2016		
LegacyTexas Bank	Plano, TX	197,247.71	CDARS#153		08/04/2016		
Capital Bank	Miami, FL	238,377.10	CDARS#154		08/03/2017		
EverBank	Jacksonville, FL	52,338.23	CDARS#154		08/03/2017		
MB Financial Bank, N.A.	Chicago, IL	238,377.10	CDARS#154		08/03/2017		
The Union Bank Company	Columbus Grove, WI	178,513.18	CDARS#154		08/03/2017		
Access National Bank	Reston, VA	243,970.09	CDARS#155		08/11/2017		
Independent Bank - McKinney	McKinney, TX	243,970.09	CDARS#155		08/11/2017		
Union State Bank	Florence, TX	218,423.87	CDARS#155		08/11/2017		
Iberiabank	Lafayette, LA	165,572.86	CDARS#156		08/10/2017		
Memrick Bank	South Jordan, UT	238,317.35	CDARS#156		08/10/2017		
Crestmark Bank	Troy, MI	82,605.93	CDARS#157		08/18/2016		
Independence Bank - Havre	Havre, MT	231,918.46	CDARS#157		08/18/2016		
LegacyTexas Bank	Plano, TX	46,740.87	CDARS#157		08/18/2016		
Paragon Commercial Bank	Raleigh, NC	137,748.54	CDARS#157		08/18/2016		
Dallas Capital Bank	Dallas, TX	207,264.57	CDARS#157		08/18/2016		
CapStar Bank	Nashville, TN	243,880.28	CDARS#158		09/01/2016		
Crestmark Bank	Troy, MI	132,240.31	CDARS#158		09/01/2016		
EagleBank	Bethesda, MD	198,311.23	CDARS#158		09/01/2016		
Mutual of Omaha Bank	Omaha, NE	131,674.20	CDARS#158		09/01/2016		
Carolina Bank	Greensboro, NC	246,353.95	CDARS#159		09/08/2016		
First National Bank of North Arkan	Berryville, AR	156,731.18	CDARS#159		09/08/2016		
First National Bank of North Arkan	Berryville, AR	89,494.00	CDARS#160		09/08/2016		
Mutual of Omaha Bank	Omaha, NE	112,031.11	CDARS#160		09/08/2016		
Pinnacle Bank	Lincoln, NE	11,480.89	CDARS#160		09/08/2016		
Progress Bank and Trust	Huntsville, AL	246,000.00	CDARS#160		09/08/2016		
The PrivateBank and Trust Comp	Chicago, IL	246,000.00	CDARS#160		09/08/2016		
Cedars Rapids Bank & Trust Com	Cedars Rapid, IA	241,198.69	CDARS#161		10/13/2015		
Independence Bank - Havre	Havre, MT	9,507.83	CDARS#161		10/13/2015		
Mechanics & Farmers Bank	Durham, NC	241,198.69	CDARS#161		10/13/2015		
TriState Capital Bank	Pittsburgh, PA	13,511.13	CDARS#161		10/13/2015		
Crestmark Bank	Troy, MI	25,546.48	CDARS#162		10/12/2017		
First Bank of Berne	Berne, IN	137,199.25	CDARS#162		10/12/2017		
WestBanco Bank, Inc.	Wheeling, WV	240,352.56	CDARS#162		10/12/2017		
First Community Bank	Batesville, AK	101,126.26	CDARS#163		10/19/2017		
Cardinal Bank	McLean, VA	34,024.85	CDARS#164		10/20/2016		
John Marshall Bank	Reston, VA	243,670.84	CDARS#164		10/20/2016		
Tri-State Capital Bank	Pittsburg, PA	227,659.61	CDARS#164		10/20/2016		
Bank Hapoalim, B.M.	New York, NY	184,113.94	CDARS#165		11/03/2016		
BB&T	Winston, Salem, NC	241,109.89	CDARS#165		11/03/2016		
Dallas Capital Bank	Dallas, TX	34,124.97	CDARS#165		11/03/2016		
SpiritBank	Tulsa, OK	45,883.46	CDARS#165		11/03/2016		
Bank Hapoalim, B.M.	New York, NY	56,995.95	CDARS#166		11/03/2016		
East West Bank	Pasadena, CA	71,562.65	CDARS#166		11/03/2016		
Farmers State Bank	Waterloo, IA	248,528.32	CDARS#167		05/24/2018		
First Security Bank	Mackinaw, IL	248,528.32	CDARS#167		05/24/2018		
Xenith Bank	Richmond, VA	18,002.05	CDARS#167		05/24/2018		
Morris Bank	Dublin, GA	101,012.07	CDARS#168		11/24/2017		
110 Bank of the Ozarks	Little Rock, AR	226,292.26	ICS-AP		n/a		
23621 Berkshire Bank	Pittsfield, MA	1.30	ICS-AP		n/a		
12923 Bremer Bank, National Associatio	South St. Paul, MN	47.59	ICS-AP		n/a		
4999 Cadence Bank, N.A.	Birmingham, AL	245,057.05	ICS-AP		n/a		
16810 Farmers and Merchants Bank	Milford, NE	2.21	ICS-AP		n/a		

FILED
 END RECORD
 11/15/15
 11:11:09
 11/15/15
 11:11:09

