

**WOOD COUNTY, TEXAS  
COMBINED STATEMENT OF CASH ACCOUNTS ACTIVITY  
FOR THE MONTH ENDING SEPTEMBER 30, 2016**

FILED FOR RECORD  
2016 NOV -4 AM 10:54

FUND CODE	FUND NAME	PRIOR-MONTH		CASH BALANCE 8/31/2016	RECEIPTS	DISBURSEMENTS	TRANSFER IN/(OUT)	Net Change	CASH BALANCE 8/31/2016
		08/31/2016	RECLASSES						
<b>BUDGETED FUNDS</b>									
<b>OPERATING FUNDS</b>									
100	General	\$ 16,976,789.48		\$ 16,976,789.48	\$ 511,650.39	\$ (1,540,479.80)	\$ (100.62)	\$ (1,028,730.03)	\$ 15,916,119.85
200	Road and Bridge Fund	4,348,811.35		4,348,811.35	108,027.74	(593,212.83)	100.62	(485,084.47)	3,863,726.88
270	Tobacco Settlement Fund	68,240.81		68,240.81	0.00	0.00	0.00	0.00	68,240.81
	<b>Total Operating Funds</b>	<b>\$ 21,393,841.64</b>	<b>\$ -</b>	<b>\$ 21,393,841.64</b>	<b>\$ 619,678.13</b>	<b>\$ (2,133,692.63)</b>	<b>\$ -</b>	<b>\$ (1,513,814.50)</b>	<b>\$ 19,880,027.14</b>
<b>SPECIAL REVENUE FUNDS</b>									
230	CC-Records Mgmt. & Preservation	493,595.50		493,595.50	11,029.62	(7,919.26)	0.00	3,110.36	496,705.86
231	General Records Mgmt. & Preservation	29,035.40		29,035.40	1,384.39	(2,560.96)	0.00	(1,176.57)	27,858.83
232	CC-Records Archive Fee	458,677.02		458,677.02	10,665.82	0.00	0.00	10,665.82	469,342.84
234	Courthouse Security	52,677.69		52,677.69	2,407.20	0.00	0.00	2,407.20	55,084.89
235	Hotel and Motel Tax	95,472.10		95,472.10	3,095.96	(237.98)	0.00	2,857.98	98,330.08
236	Child Welfare	2,010.84		2,010.84	80.75	(1,664.31)	0.00	(1,583.56)	427.28
238	Crime Victims Services	4,217.16		4,217.16	3.86	0.00	0.00	3.86	4,221.02
239	Justice Court Technology	56,651.12		56,651.12	1,302.13	(275.42)	0.00	1,026.71	57,677.83
240	DC-Records Mgmt & Preservation	42,333.66		42,333.66	357.65	(7.00)	0.00	350.65	42,684.31
241	JP Building Security Fee	22,819.33		22,819.33	331.46	(32.00)	0.00	299.46	23,118.79
242	Elections Special	32,317.37		32,317.37	29.47	0.00	0.00	29.47	32,346.84
243	Guardianship	39,434.15		39,434.15	416.23	0.00	0.00	416.23	39,850.38
244	CC-Technology	4,228.06		4,228.06	83.92	0.00	0.00	83.92	4,311.98
245	DC-Technology	6,898.16		6,898.16	185.92	0.00	0.00	185.92	7,084.08
246	DC-Records Archive Fee	31,777.10		31,777.10	589.23	0.00	0.00	589.23	32,366.33
247	DC-CT Records Preservation	26,108.63		26,108.63	58.83	0.00	0.00	58.83	26,167.46
260	Law Library	25,815.45		25,815.45	1,498.87	(1,911.33)	0.00	(412.46)	25,402.99
305	Constable Forfeiture	1,932.35		1,932.35	1.74	0.00	0.00	1.74	1,934.09
	<b>Total Special Revenue Funds</b>	<b>\$ 1,426,001.09</b>	<b>\$ -</b>	<b>\$ 1,426,001.09</b>	<b>\$ 33,523.05</b>	<b>\$ (14,608.26)</b>	<b>\$ 0.00</b>	<b>\$ 18,914.79</b>	<b>\$ 1,444,915.88</b>
<b>OTHER FUNDS</b>									
250	Right of Way	812,841.79		812,841.79	781.57	0.00	0.00	781.57	813,623.36
281	Community Supervision & Corr.	302,944.28	(15.00)	302,929.28	67,386.08	(47,529.24)	0.00	19,856.84	322,786.12
290	Juvenile Probation Department	24,395.42		24,395.42	0.00	(24,640.63)	0.00	(24,640.63)	(245.21)
892	Historical Commission	45,623.85		45,623.85	41.50	(195.10)	0.00	(153.60)	45,470.25
	<b>Total Other Funds</b>	<b>\$ 1,185,805.34</b>	<b>\$ (15.00)</b>	<b>\$ 1,185,790.34</b>	<b>\$ 68,209.15</b>	<b>\$ (72,364.97)</b>	<b>\$ -</b>	<b>\$ (4,155.82)</b>	<b>\$ 1,181,634.52</b>
	<b>TOTAL BUDGETED FUNDS</b>	<b>\$ 24,005,648.07</b>	<b>\$ (15.00)</b>	<b>\$ 24,005,633.07</b>	<b>\$ 721,610.33</b>	<b>\$ (2,220,665.86)</b>	<b>\$ -</b>	<b>\$ (1,499,055.53)</b>	<b>\$ 22,506,577.54</b>
<b>NON-BUDGETED AND NON-COUNTY FUNDS</b>									
880	Treasurer's State Fees	44,045.10	15.00	44,060.10	42,649.92	0.00	0.00	42,649.92	86,710.02
891	Payroll Fund	(0.00)		(0.00)	0.00	314,916.70	0.00	314,916.70	314,916.70
999	Upper Sabine Valley Waste Mgmt	579,360.52		579,360.52	38,417.51	(80,215.07)	0.00	(41,797.56)	537,562.96
	<b>TOTAL NON-BUDGETED FUNDS</b>	<b>\$ 623,405.62</b>	<b>\$ 15.00</b>	<b>\$ 623,420.62</b>	<b>\$ 81,067.43</b>	<b>\$ 234,701.63</b>	<b>\$ -</b>	<b>\$ 315,769.06</b>	<b>\$ 939,189.68</b>
	<b>TOTAL CASH IN POOLED ACCOUNTS</b>	<b>\$ 24,629,053.69</b>	<b>\$ -</b>	<b>\$ 24,629,053.69</b>	<b>\$ 802,677.76</b>	<b>\$ (1,985,964.23)</b>	<b>\$ -</b>	<b>\$ (1,183,286.47)</b>	<b>\$ 23,445,767.22</b>
<b>CASH IN BANK - POOLED CASH ACCOUNTS</b>									
890	AP Pooled Cash	993,783.52		993,783.52	377.15	(1,059,715.53)	75,000.00	(984,338.38)	9,445.14
890	Payroll Pooled Cash	998,565.73		998,565.73	317.47	(924,958.70)	0.00	(924,641.23)	73,924.50
890	Deposits Pooled Cash	2,506,304.21		2,506,304.21	782,208.66	0.00	(481,892.99)	300,315.67	2,806,619.88
890	CD Investments	2,308,175.45		2,308,175.45	1,926.32	0.00	0.00	1,926.32	2,310,101.77
890	CD Non-Depository	737,726.52		737,726.52	559.92	0.00	0.00	559.92	738,286.44
890	CDARS Investments	16,577,903.41		16,577,903.41	17,131.42	0.00	406,892.99	424,024.41	17,001,927.82
890	TexPool Pooled Investments	502,134.85		502,134.85	156.82	0.00	0.00	156.82	502,291.67
890	Jury Pooled Cash	4,460.00		4,460.00	0.00	(1,290.00)	0.00	(1,290.00)	3,170.00
	<b>TOTAL CASH IN BANK - POOLED CASH ACCOUNTS</b>	<b>\$ 24,629,053.69</b>	<b>\$ -</b>	<b>\$ 24,629,053.69</b>	<b>\$ 802,677.76</b>	<b>\$ (1,985,964.23)</b>	<b>\$ 0.00</b>	<b>\$ (1,183,286.47)</b>	<b>\$ 23,445,767.22</b>
					0.00	0.00	0.00	0.00	

KELLEY T. DUFF  
COUNTY CLERK, WOOD CO TX


FUND CODE	FUND NAME	08/31/2016	RECLASSES	CASH BALANCE 8/31/2016	RECEIPTS	DISBURSEMENTS	TRANSFER IN/OUT	Net Change	CASH BALANCE 8/31/2016
<b>CASH IN BANK - NON POOLED CASH ACCOUNTS - NON-BUDGE</b>									
<b>BANKTEXAS ACCOUNTS</b>									
200	Road & Bridge CD RRC Restricted	\$ 26,287.58		\$ 26,287.58	\$ 22.33	\$ 0.00	\$ 0.00	\$ 22.33	\$ 26,309.91
401	Grant Fund	0.00		0.00	0.00	0.00	0.00	0.00	0.00
601	Interest & Sinking	22,187.73		22,187.73	79.99	0.00	0.00	79.99	22,267.72
895	Health Plan	403,547.55		403,547.55	306,738.46	(188,861.84)	0.00	117,876.62	521,424.17
895	Health Plan CD	207,314.49		207,314.49	134.16	0.00	0.00	134.16	207,448.65
895	Health Plan CDARS	998,007.72		998,007.72	787.20	0.00	0.00	787.20	998,794.92
898	MRP/DPC Clearing	9,151.98		9,151.98	3,856.36	(3,304.53)	0.00	551.83	9,703.81
	District Clerk Clearing	29,680.12		29,680.12	26,122.84	(29,990.12)	0.00	(3,867.28)	25,812.84
	JP1 Clearing	16,758.65		16,758.65	19,856.17	(17,520.07)	0.00	2,336.10	19,094.75
	JP2 Clearing	16,566.23		16,566.23	33,075.50	(34,498.57)	0.00	(1,423.07)	15,143.16
	JP3 Clearing	21,849.74		21,849.74	17,835.50	(24,367.64)	0.00	(6,532.14)	15,317.60
	JP4 Clearing	5,750.40		5,750.40	8,989.40	(7,898.30)	0.00	1,091.10	6,841.50
	RV Clearing	229.00		229.00	11,812.00	(11,770.00)	0.00	42.00	271.00
	Treasurer's Credit Card	0.00		0.00	0.00	0.00	0.00	0.00	0.00
999	USVSWMD CD TCEQ Restricted	12,618.03		12,618.03	10.72	0.00	0.00	10.72	12,628.75
	<b>TOTAL BANKTEXAS - NON POOLED CASH ACCOUNTS</b>	<b>\$ 1,769,949.22</b>	<b>\$ -</b>	<b>\$ 1,769,949.22</b>	<b>\$ 429,320.63</b>	<b>\$ (318,211.07)</b>	<b>\$ 0.00</b>	<b>\$ 111,109.56</b>	<b>\$ 1,881,058.78</b>
<b>TEXPOOL ACCOUNTS</b>									
601	Interest & Sinking	36,056.65		36,056.65	11.24	0.00	0.00	11.24	36,067.89
895	Health Plan	1,149.85		1,149.85	0.30	0.00	0.00	0.30	1,150.15
	<b>TOTAL TEXPOOL - NON POOLED CASH ACCOUNTS</b>	<b>\$ 37,206.50</b>	<b>\$ -</b>	<b>\$ 37,206.50</b>	<b>\$ 11.54</b>	<b>\$ 0.00</b>	<b>\$ 0.00</b>	<b>\$ 11.54</b>	<b>\$ 37,218.04</b>
	<b>TOTAL CASH IN BANK - NON POOLED CASH ACCOUNTS</b>	<b>\$ 1,807,155.72</b>	<b>\$ -</b>	<b>\$ 1,807,155.72</b>	<b>\$ 429,332.17</b>	<b>\$ (318,211.07)</b>	<b>\$ 0.00</b>	<b>\$ 111,121.10</b>	<b>\$ 1,918,276.82</b>
	<b>TOTAL CASH IN BANK - ALL TREASURER'S ACCOUNTS</b>	<b>\$ 26,436,209.41</b>	<b>\$ -</b>	<b>\$ 26,436,209.41</b>	<b>\$ 1,232,009.93</b>	<b>\$ (2,304,175.30)</b>	<b>\$ 0.00</b>	<b>\$ (1,072,165.37)</b>	<b>\$ 25,364,044.04</b>

Miscellaneous Information 0.00


Indebtedness as of 9/30/2016: \$0.00 Certificate of Obligation: None  
 RB Line of Credit-Railroad Commission \$25,000 CD Secured - Current Balance Available \$26,309

Bank Texas (including CDARS and ICS)	Cash Balance	\$ 24,086,247.89	
Non-Depository Investments	Cash Balance	738,286.44	
TexPool:	Cash Balance	539,509.71	
<b>Total</b>		<b>\$ 25,364,044.04</b>	<b>0.00</b>
Bank Texas Interest Income: Interest Rate .00%-0.50%		\$ 2,513.38	
Certificates of Deposit: Interest Rates Varies		2,653.45	
CDARS Interest Income		17,918.62	
TexPool Interest Income: Interest Rate 0.37%		168.36	
<b>Total Interest Income</b>		<b>\$ 23,253.81</b>	<b>0.00</b>

I, Becky S. Burford, County Treasurer, in and for the County of Wood, State of Texas, do hereby present the September 2016 Statement of Cash Accounts Activity, the attached Treasurer's Report of Cash Receipts and Disbursements, and the Report of Securities as true and correct statements, to the best of my knowledge, of accounts under the control of Wood County Treasurer and furthermore state that the fund balance on deposit furthermore state that the fund balances are on deposit earning interest in accordance with the Wood County Investment Policy earning interest in accordance with the Wood County Investment Policy and Wood County Depository Contract.

  
 \_\_\_\_\_  
 Becky S. Burford, Wood County Treasurer


Presented, examined, and accepted at the regular term of Commissioners Court on this the 4th day of November 2016.

  
 \_\_\_\_\_  
 Bryan Jeanes, County Judge

\_\_\_\_\_  
 Virgil Holland, Jr. Commissioner Precinct 1

\_\_\_\_\_  
 Jerry Gaskill, Commissioner Precinct 2

\_\_\_\_\_  
 Roger Pace, Commissioner Precinct 3

\_\_\_\_\_  
 Russell Acker, Commissioner Precinct 4  
  
 Tom Salts, Auditor **ASST.**

ATTEST:  
 \_\_\_\_\_  
 Kelley Price, County Clerk

**WOOD COUNTY, TEXAS  
 RECAP OF FUNDS BY BANK ACCOUNTS  
 FOR THE MONTH ENDING September 30, 2016**

Fund	Beginning Cash Balance	M-T-D Receipts	M-T-D Disbursements	Transfers	Ending Balance	BankTexas Quitman	-----Allocation of Cash-----			Total Cash
							BankTexas CDARS	Non-Depository Banks	TexPool	
200 Road & Bridge CD Restricted	\$ 26,287.58	\$22.33	\$0.00	\$0.00	\$26,309.91	\$26,309.91	\$0.00	\$0.00	\$0.00	\$26,309.91
401 Texas Comm. Dev. Program	0.00	0.00	0.00	0.00	0.00	0.00	0.00	0.00	0.00	0.00
601 Interest and Sinking	58,244.38	91.23	0.00	0.00	58,335.61	22,267.72	0.00	0.00	36,067.89	58,335.61
890 Pooled Funds	5,005,248.31	783,060.10	(1,985,964.23)	(406,892.99)	3,395,451.19	2,893,159.52	0.00	0.00	502,291.67	3,395,451.19
890 Pooled CDs	19,623,805.38	19,617.66	0.00	406,892.99	20,050,316.03	2,310,101.77	17,001,927.82	738,286.44	0.00	20,050,316.03
895 Health Plan Fund	404,697.40	306,738.76	(188,861.84)	0.00	522,574.32	521,424.17	0.00	0.00	1,150.15	522,574.32
895 Health Plan CDs	1,205,322.21	921.36	0.00	0.00	1,206,243.57	207,448.65	998,794.92	0.00	0.00	1,206,243.57
898 MRP/DPC Clearing	9,151.98	3,856.36	(3,304.53)	0.00	9,703.81	9,703.81	0.00	0.00	0.00	9,703.81
District Clerk Clearing	29,680.12	26,122.84	(29,990.12)	0.00	25,812.84	25,812.84	0.00	0.00	0.00	25,812.84
JP1 Clearing	16,758.65	19,856.17	(17,520.07)	0.00	19,094.75	19,094.75	0.00	0.00	0.00	19,094.75
JP2 Clearing	16,566.23	33,075.50	(34,498.57)	0.00	15,143.16	15,143.16	0.00	0.00	0.00	15,143.16
JP3 Clearing	21,849.74	17,835.50	(24,367.64)	0.00	15,317.60	15,317.60	0.00	0.00	0.00	15,317.60
JP4 Clearing	5,750.40	8,989.40	(7,898.30)	0.00	6,841.50	6,841.50	0.00	0.00	0.00	6,841.50
RV Park Clearing	229.00	11,812.00	(11,770.00)	0.00	271.00	271.00	0.00	0.00	0.00	271.00
Treasurer's Credit Card	0.00	0.00	0.00	0.00	0.00	0.00	0.00	0.00	0.00	0.00
999 USVSWMD CD Restricted*	12,618.03	10.72	0.00	0.00	12,628.75	12,628.75	0.00	0.00	0.00	12,628.75
<b>Grand Total</b>	<b>\$26,436,209.41</b>	<b>\$ 1,232,009.93</b>	<b>\$ (2,304,175.30)</b>	<b>\$ -</b>	<b>\$ 25,364,044.04</b>	<b>\$ 6,085,525.15</b>	<b>\$ 18,000,722.74</b>	<b>\$ 738,286.44</b>	<b>\$ 539,509.71</b>	<b>\$ 25,364,044.04</b>

\*Non-County Funds

FILED FOR RECORD  
 2016 NOV -4 AM 10:54  
 KELLEY  
 COUNTY CLERK, WOOD CO TX

**WOOD COUNTY, TEXAS  
COMBINED STATEMENT OF CASH ACCOUNTS ACTIVITY  
FOR THE YEAR-TO-DATE ENDING SEPTEMBER 30, 2016**

FILED FOR RECORD  
2016 NOV -4 AM 10:54  
KELLEY WALKER  
COUNTY CLERK, WOOD CO TX

FUND CODE	FUND NAME	CASH BALANCE	REVISION	CASH BALANCE	YEAR-TO-DATE RECEIPTS	YEAR-TO-DATE DISBURSEMENTS	TRANSFER IN/(OUT)	Net Change	CASH BALANCE 9/30/2016
		10/01/2015	PRIOR-MONTH RECLASSES	10/01/2015					
<b>BUDGETED FUNDS</b>									
<b>OPERATING FUNDS</b>									
100	General	\$ 14,080,624.13	\$ 19,721.67	\$ 14,100,345.80	\$ 15,816,635.11	\$ (13,940,562.19)	\$ (28,359.27)	\$ 1,847,713.65	\$ 15,948,059.45
200	Road and Bridge Fund	3,482,302.52	(31,173.86)	3,451,128.66	5,495,090.78	(5,063,691.36)	(18,801.20)	412,598.22	3,863,726.88
270	Tobacco Settlement Fund	60,160.57	0.00	60,160.57	8,080.24	0.00	0.00	8,080.24	68,240.81
	<b>Total Operating Funds</b>	<b>\$ 17,623,087.22</b>	<b>\$ (11,452.19)</b>	<b>\$ 17,611,635.03</b>	<b>\$ 21,319,806.13</b>	<b>\$ (19,004,253.55)</b>	<b>\$ (47,160.47)</b>	<b>\$ 2,268,392.11</b>	<b>\$ 19,880,027.14</b>
<b>SPECIAL REVENUE FUNDS</b>									
230	CC-Records Mgmt. & Preservation	398,502.66	8,177.00	406,679.66	146,452.55	(53,841.79)	(2,584.56)	90,026.20	496,705.86
231	General Records Mgmt. & Preservation	35,634.61	(11.00)	35,623.61	13,163.71	(20,928.49)	-	(7,764.78)	27,858.83
232	CC-Records Archive Fee	339,337.98	(8,187.00)	331,150.98	140,691.86	(2,500.00)	-	138,191.86	469,342.84
234	Courthouse Security	29,917.25	-	29,917.25	28,471.90	(3,304.26)	-	25,167.64	55,084.89
235	Hotel and Motel Tax	73,939.06	(41.40)	73,897.66	109,058.05	(86,162.72)	1,557.09	24,432.42	98,330.08
236	Child Welfare	361.33	25.22	386.55	8,049.49	(8,008.76)	-	40.73	427.26
238	Crime Victims Services	4,042.61	(25.22)	4,017.39	203.63	-	-	203.63	4,221.02
239	Justice Court Technology	56,826.83	(1,135.78)	55,691.05	13,611.95	(11,625.17)	-	1,986.78	57,677.83
240	DC-Records Mgmt & Preservation	38,159.18	(3.00)	38,156.18	4,556.13	(28.00)	-	4,528.13	42,684.31
241	JP Building Security Fee	24,824.08	-	24,824.08	3,357.85	(5,063.14)	-	(1,705.29)	23,118.79
242	Elections Special	23,627.63	-	23,627.63	8,719.21	-	-	8,719.21	32,346.84
243	Guardianship	34,801.21	-	34,801.21	5,049.17	-	-	5,049.17	39,850.38
244	CC-Technology	3,594.64	-	3,594.64	717.34	-	-	717.34	4,311.98
245	DC-Technology	4,453.61	-	4,453.61	2,630.47	-	-	2,630.47	7,084.08
246	DC-Records Archive Fee	25,662.06	-	25,662.06	6,704.27	-	-	6,704.27	32,366.33
247	DC-CT Records Preservation	25,232.82	-	25,232.82	934.64	-	-	934.64	26,167.46
260	Law Library	31,508.89	-	31,508.89	18,015.28	(24,121.18)	-	(6,105.90)	25,402.99
305	Constable Forfeiture	2,134.94	0.00	2,134.94	16.20	(217.05)	0.00	(200.85)	1,934.09
	<b>Total Special Revenue Funds</b>	<b>\$ 1,152,561.39</b>	<b>(1,201.18)</b>	<b>\$ 1,151,360.21</b>	<b>\$ 510,403.70</b>	<b>\$ (215,820.56)</b>	<b>\$ (1,027.47)</b>	<b>293,555.67</b>	<b>\$ 1,444,915.88</b>
<b>OTHER FUNDS</b>									
250	Right of Way	806,674.87	-	806,674.87	6,948.49	-	-	6,948.49	813,623.36
281	Community Supervision & Corr.	426,707.61	(90.00)	426,617.61	454,077.53	(557,909.02)	-	(103,831.49)	322,786.12
290	Juvenile Probation Department	(11,689.04)	12,901.20	1,212.16	256,222.00	(250,188.37)	(7,491.00)	(1,457.37)	(245.21)
892	Historical Commission	48,580.38	(186.14)	48,394.24	546.79	(3,470.78)	0.00	(2,923.99)	45,470.25
	<b>Total Other Funds</b>	<b>\$ 1,270,273.82</b>	<b>\$ 12,625.06</b>	<b>\$ 1,282,898.88</b>	<b>\$ 717,794.81</b>	<b>\$ (811,568.17)</b>	<b>\$ (7,491.00)</b>	<b>(101,264.36)</b>	<b>\$ 1,181,634.52</b>
	<b>TOTAL BUDGETED FUNDS</b>	<b>\$ 20,045,922.43</b>	<b>\$ (28.31)</b>	<b>\$ 20,045,894.12</b>	<b>\$ 22,548,004.64</b>	<b>\$ (20,031,642.28)</b>	<b>\$ (55,678.94)</b>	<b>2,460,683.42</b>	<b>\$ 22,506,577.54</b>
<b>NON-BUDGETED AND NON-COUNTY FUNDS</b>									
880	Treasurer's State Fees	70,028.93	28.31	70,057.24	453,714.12	(390,240.28)	(46,821.06)	16,652.78	86,710.02
891	Payroll Fund	(0.00)	-	(0.00)	-	314,916.70	-	314,916.70	314,916.70
999	Upper Sabine Valley Waste Mgmt	514,161.46	0.00	514,161.46	937,612.71	(914,211.21)	0.00	23,401.50	537,562.96
	<b>TOTAL NON-BUDGETED FUNDS</b>	<b>\$ 584,190.39</b>	<b>28.31</b>	<b>\$ 584,218.70</b>	<b>\$ 1,391,326.83</b>	<b>\$ (989,534.79)</b>	<b>\$ (46,821.06)</b>	<b>\$ 354,970.98</b>	<b>\$ 939,189.68</b>
	<b>TOTAL CASH IN POOLED ACCOUNTS</b>	<b>\$ 20,630,112.82</b>	<b>\$ (0.00)</b>	<b>\$ 20,630,112.82</b>	<b>\$ 23,939,331.47</b>	<b>\$ (21,021,177.07)</b>	<b>\$ (102,500.00)</b>	<b>\$ 2,815,654.40</b>	<b>\$ 23,445,767.22</b>
<b>CASH IN BANK - POOLED CASH ACCOUNTS</b>									
890	AP Pooled Cash	994,588.73	-	994,588.73	4,637.03	(9,164,780.62)	8,175,000.00	(965,143.59)	9,445.14
890	Payroll Pooled Cash	1,000,916.71	-	1,000,916.71	4,314.24	(11,636,306.45)	10,905,000.00	(926,992.21)	73,924.50
890	Deposits Pooled Cash	3,725,775.99	-	3,725,775.99	23,762,828.23	-	(24,681,984.34)	(919,155.11)	2,806,619.88
890	CD Investments 12 month Maturity	2,287,841.62	-	2,287,841.62	22,260.15	-	-	22,260.15	2,310,101.77
890	CD Non-Depository	488,658.36	-	488,658.36	3,497.08	-	246,131.00	249,628.08	738,286.44
890	CDARS Investments	11,626,015.80	-	11,626,015.80	140,348.68	-	5,235,563.34	5,375,912.02	17,001,927.82
890	TexPool Pooled Investments	500,845.61	-	500,845.61	1,446.06	-	-	1,446.06	502,291.67
890	Jury Pooled Cash	5,470.00	0.00	5,470.00	0.00	(20,090.00)	17,790.00	(2,300.00)	3,170.00
	<b>TOTAL CASH IN BANK - POOLED CASH ACCOUNTS</b>	<b>\$ 20,630,112.82</b>	<b>\$ -</b>	<b>\$ 20,630,112.82</b>	<b>\$ 23,939,331.47</b>	<b>\$ (21,021,177.07)</b>	<b>\$ (102,500.00)</b>	<b>\$ 2,815,654.40</b>	<b>\$ 23,445,767.22</b>

FUND CODE	FUND NAME	CASH BALANCE	REVISI-N PRIOR-MONTH	CASH BALANCE	RECEIPTS	DISBURSEMENTS	TRANSFER	Net Change	CASH BALANCE 9/30/2016
		10/01/2015	RECLASSES	10/01/2015			IN/(OUT)		
<b>CASH IN BANK - NON POOLED CASH ACCOUNTS - NON-BUDGETED, NON-COUNTY OR OTHER FUNDS</b>									
<b>BANKTEXAS ACCOUNTS</b>									
200	Road & Bridge CD RRC Restricted	\$ 26,047.52	\$ -	\$ 26,047.52	\$ 262.39	\$ -	\$ -	\$ 262.39	\$ 26,309.91
401	Grant Fund	0.00	-	0.00	353,512.35	(353,512.35)	-	-	0.00
601	Interest & Sinking	21,469.13	-	21,469.13	798.59	-	-	798.59	22,267.72
895	Health Plan	416,474.83	-	416,474.83	2,595,998.86	(2,581,243.71)	90,194.19	104,949.34	521,424.17
895	Health Plan CD 12 month maturity	205,891.94	-	205,891.94	1,556.71	-	-	1,556.71	207,448.65
895	Health Plan CDARS	979,559.69	-	979,559.69	9,429.42	-	9,805.81	19,235.23	998,794.92
898	MRP/DPC Clearing	9,290.12	-	9,290.12	45,509.92	(47,596.23)	2,500.00	413.69	9,703.81
	District Clerk Clearing (Began 04/01/2016)	38,671.55	0.00	38,671.55	164,174.22	(177,032.93)	0.00	(12,858.71)	25,812.84
	JP1 Clearing	16,145.89	0.00	16,145.89	231,070.35	(228,121.49)	0.00	2,948.86	19,094.75
	JP2 Clearing	15,252.15	0.00	15,252.15	172,527.90	(172,636.89)	0.00	(108.99)	15,143.16
	JP3 Clearing Account	13,858.45	0.00	13,858.45	224,121.90	(222,662.75)	0.00	1,459.15	15,317.60
	JP4 Clearing Account	4,536.00	0.00	4,536.00	84,439.10	(82,133.60)	0.00	2,305.50	6,841.50
	RV Clearing Account	145.00	0.00	145.00	100,009.30	(99,883.30)	0.00	126.00	271.00
	Treasurer's Credit Card	0.00	0.00	0.00	6,008.20	(6,008.20)	0.00	0.00	0.00
999	USVSWMD CD TCEQ Restricted	12,502.79	0.00	12,502.79	125.96	0.00	0.00	125.96	12,628.75
	<b>TOTAL BANKTEXAS - NON POOLED CASH ACCOUN</b>	<b>\$ 1,759,845.06</b>	<b>0.00</b>	<b>\$ 1,759,845.06</b>	<b>\$ 3,989,545.17</b>	<b>\$ (3,970,831.45)</b>	<b>\$ 102,500.00</b>	<b>\$ 121,213.72</b>	<b>\$ 1,881,058.78</b>
<b>TEXPOOL ACCOUNTS</b>									
601	Interest & Sinking	35,963.96	0.00	35,963.96	103.93	0.00	0.00	103.93	36,067.89
895	Health Plan	1,147.23	0.00	1,147.23	2.92	0.00	0.00	2.92	1,150.15
	<b>TOTAL TEXPOOL - NON POOLED CASH ACCOUNTS</b>	<b>\$ 37,111.19</b>	<b>0.00</b>	<b>\$ 37,111.19</b>	<b>\$ 106.85</b>	<b>\$ -</b>	<b>\$ -</b>	<b>\$ 106.85</b>	<b>\$ 37,218.04</b>
	<b>TOTAL CASH IN BANK - NON POOLED CASH ACCOUNTS</b>	<b>\$ 1,796,956.25</b>	<b>0.00</b>	<b>\$ 1,796,956.25</b>	<b>\$ 3,989,652.02</b>	<b>\$ (3,970,831.45)</b>	<b>\$ 102,500.00</b>	<b>\$ 121,320.57</b>	<b>\$ 1,918,276.82</b>
	<b>TOTAL CASH IN BANK - ALL TREASURER'S ACCOUNTS</b>	<b>\$ 22,427,069.07</b>	<b>\$ -</b>	<b>\$ 22,427,069.07</b>	<b>\$ 27,928,983.49</b>	<b>\$ (24,992,008.52)</b>	<b>\$ 0.00</b>	<b>\$ 2,936,974.97</b>	<b>\$ 25,364,044.04</b>

Miscellaneous Information

Indebtedness as of 9/30/2016: \$0.00 Certificate of Obligation: Non Certificates of Obligation: None  
 RB Line of Credit-Railroad Commission \$25,000 CD Secured - Current Balance Available \$26,309

Bank Texas:	Cash Balance	\$ 24,086,247.89
Non-Depository Investments:	Cash Balance	738,286.44
TexPool:	Cash Balance	539,509.71
<b>Total Cash Balance:</b>		<b>\$ 25,364,044.04</b>
Bank Texas Interest Income:	\$ 63,871.16	
Non-Depository Interest Income	3,497.08	
CDARS Interest Income	148,742.27	
TexPool Interest Income:	1,552.53	
<b>Total Interest Income</b>	<b>\$ 217,663.04</b>	

I, Becky S. Burford, County Treasurer, in and for the County of Wood, State of Texas, do hereby present the September 2016 Year-to-date Statement of Cash Accounts Activity, the attached Treasurer's Report of Cash Receipts and Disbursements, and the Report of Securities as true and correct statements, to the best of my knowledge, of accounts under the control of Wood County Treasurer and furthermore state that the fund balance on deposit earning interest in accordance with the Wood County Investment Policy and Wood County Depository Contract.

Becky S. Burford, Wood County Treasurer

Presented, examined, and accepted at the regular term of Commissioners Court on this the 4th day of November 2016.

Bryan Jeanes, County Judge

Virgin Holand, Commissioner Precinct 1

Jerry Gaskill, Commissioner Precinct 2

Roger Pace, Commissioner Precinct 3

Russell Tucker, Commissioner Precinct 4

Tom Sellers, Auditor

ATTEST:

Kelley Price, County Clerk

**WOOD COUNTY, TEXAS  
 RECAP OF FUNDS BY BANK ACCOUNTS  
 FOR THE YEAR-TO-DATE ENDING SEPTEMBER 30, 2016**

Fund	Beginning Cash Balance	Y-T-D Receipts	Y-T-D Disbursements	Transfers	Ending Balance	BankTexas Quitman	-----Allocation of Cash-----			Total Cash
							BankTexas CDARS	Non-Depository Banks	TexPool	
200 Road & Bridge CD Restricted	\$ 26,047.52	\$ 262.39	\$ -	\$ -	\$ 26,309.91	\$ 26,309.91	\$ -	\$ -	\$ -	\$ 26,309.91
401 Texas Comm. Dev. Program	-	353,512.35	(353,512.35)	-	0.00	0.00	0.00	0.00	0.00	0.00
601 Interest and Sinking	57,433.09	902.52	-	-	58,335.61	22,267.72	0.00	0.00	36,067.89	58,335.61
890 Pooled Funds	6,227,597.04	23,773,225.56	(21,021,177.07)	(5,584,194.34)	3,395,451.19	2,893,159.52	0.00	0.00	502,291.67	3,395,451.19
890 Pooled CDs	14,402,515.78	166,105.91	-	5,481,694.34	20,050,316.03	2,310,101.77	17,001,927.82	738,286.44	0.00	20,050,316.03
895 Health Plan Fund	417,622.06	2,596,001.78	(2,581,243.71)	90,194.19	522,574.32	521,424.17	0.00	0.00	1,150.15	522,574.32
895 Health Plan CDs	1,185,451.63	10,986.13	-	9,805.81	1,206,243.57	207,448.65	998,794.92	0.00	0.00	1,206,243.57
898 Flex Savings Clearing	9,290.12	45,509.92	(47,596.23)	2,500.00	9,703.81	9,703.81	0.00	0.00	0.00	9,703.81
District Clerk Clearing	38,671.55	164,174.22	(177,032.93)	-	25,812.84	25,812.84	0.00	0.00	0.00	25,812.84
JP1 Clearing Account	16,145.89	231,070.35	(228,121.49)	-	19,094.75	19,094.75	0.00	0.00	0.00	19,094.75
JP2 Clearing Account	15,252.15	172,527.90	(172,636.89)	-	15,143.16	15,143.16	0.00	0.00	0.00	15,143.16
JP3 Clearing Account	13,858.45	224,121.90	(222,662.75)	-	15,317.60	15,317.60	0.00	0.00	0.00	15,317.60
JP4 Clearing Account	4,536.00	84,439.10	(82,133.60)	-	6,841.50	6,841.50	0.00	0.00	0.00	6,841.50
RV Park Clearing Account	145.00	100,009.30	(99,883.30)	-	271.00	271.00	0.00	0.00	0.00	271.00
Treasurer's Credit Card	-	6,008.20	(6,008.20)	-	0.00	0.00	0.00	0.00	0.00	0.00
999 USVSWMD CD Restricted*	<u>12,502.79</u>	<u>125.96</u>	<u>0.00</u>	<u>0.00</u>	<u>12,628.75</u>	<u>12,628.75</u>	<u>0.00</u>	<u>0.00</u>	<u>0.00</u>	<u>12,628.75</u>
<b>Grand Total</b>	<b><u>\$22,427,069.07</u></b>	<b><u>\$27,928,983.49</u></b>	<b><u>\$ (24,992,008.52)</u></b>	<b><u>0.00</u></b>	<b><u>\$25,364,044.04</u></b>	<b><u>\$ 6,085,525.15</u></b>	<b><u>\$ 18,000,722.74</u></b>	<b><u>\$ 738,286.44</u></b>	<b><u>\$ 539,509.71</u></b>	<b><u>\$ 25,364,044.04</u></b>

\*Non-County Funds

FILED FOR RECORD  
 2016 NOV -4 AM 10:54  
 KELLEY PRICE  
 COUNTY CLERK, WOOD CO TX

**SECURITIES PLEDGED TO WOOD COUNTY, TEXAS**  
**Report as of September 30, 2016**

FILED FOR RECORD  
 2016 NOV -4 AM 10:54  
 KELLAY  
 COUNTY CLERK, WOOD CO TX

Pledge Date	Description	CUSIP	Maturity Date	Current Par	Market Value 31-Aug-16	Market Value 30-Sep-16
06/18/2012	Decatur, TX	243320GE2	3/1/19	150,000	158,910	157,705
02/02/2015	Hallsville	406342AD7	8/15/19	125,000	128,327	127,181
01/05/2015	Mequite ISD-Sch Bldg	59079594C7	8/15/19	150,000	163,675	161,988
02/07/2013	Waco TX ISD	929845RP2	8/15/19	145,000	155,166	153,799
12/30/2014	Mineola, TX	602771JG3	9/1/19	165,000	182,079	180,353
02/07/2013	Anahuac TX ISD	032645CZ4	2/15/20	100,000	112,802	111,616
02/07/2013	Angelina Cnty TX	034717KW7	2/15/20	155,000	160,316	159,007
02/07/2013	Arlington TX ISD	041826XC7	2/15/20	100,000	108,358	107,450
12/30/2014	Diboll CTFS OBLIGA	252867KU9	2/15/20	80,000	83,548	82,853
02/07/2013	Ector TX ISD	279272CQ9	2/15/20	110,000	118,044	116,912
02/07/2013	Jasper TX ISD	471844HP8	2/15/20	105,000	117,031	115,826
12/30/2014	Ennis CTFS OBLIG	293425VN1	8/1/20	100,000	107,728	106,535
02/01/2013	Sanger TX	800876DH4	8/1/20	100,000	107,707	106,787
01/05/2015	Beeville-CTFS	077131JG6	8/15/20	70,000	72,727	72,009
02/06/2013	Keller TX	487684U91	8/15/20	140,000	143,598	142,967
02/01/2013	Lone Oak TX ISD	542218GA4	8/15/20	195,000	203,371	201,349
12/31/2014	Sulphur Springs-Ref TX	865525QZ5	9/1/20	180,000	185,621	184,019
12/31/2014	Upton CO-Ref TX	916813AY4	2/1/21	100,000	105,583	104,833
12/31/2014	Arlington ISD Bldg	041826XP8	2/5/21	150,000	167,073	165,351
12/31/2014	El Campo ISD	282783FP9	2/15/21	175,000	190,029	188,209
02/06/2013	Jasper TX ISD	471844HQ6	2/15/21	105,000	120,083	118,847
02/09/2013	Ferris TX	31569CT3	3/1/21	105,000	113,150	112,508
12/31/2014	Caldwell Cnty	129006FH0	8/1/21	60,000	64,378	63,935
12/31/2014	Beeville-CTFS	077131JH4	8/15/21	70,000	74,635	73,898
12/31/2014	Krum TX	501080DZ5	8/15/21	100,000	114,641	113,416
12/31/2014	Celina-CTFS OBLG	151141MH8	9/1/21	70,000	76,360	75,797
02/07/2013	West Univ Place TX	956398QW4	2/1/22	100,000	110,962	110,401
02/07/2013	Japser TX ISD	471844HR4	2/15/22	110,000	128,798	127,653
02/07/2013	Ferris TX	315669CU0	3/1/22	110,000	118,267	117,770
12/31/2014	Lake Jackson Wtr/SWR	510066NW9	4/15/23	100,000	107,203	106,415
08/03/2015	N Tex Wtr Incrpt	662842JD6	6/1/23	200,000	216,468	215,292
08/03/2015	Nursery ISD SC	67058DBK6	8/15/23	160,000	175,859	174,099
12/31/2014	Washington Jr. Clg	938688TG3	10/1/23	100,000	112,969	112,121
11/05/2015	FNMA 10YR	31418A6V5	2/1/24	1,692,169	1,820,077	1,774,057
12/31/2014	Watauga-CTFS	941097PA9	2/1/24	100,000	106,969	106,204
12/31/2014	Belton ISD	081077WG0	2/15/24	100,000	105,397	104,790
	NE TX Cmnty Clg	6643788EE5	4/1/24	175,000	195,498	193,706
12/31/2014	Beeville-CTFS	077131JM3	8/15/25	155,000	177,360	174,744
12/31/2014	Watauga-CTFS	941097PE1	2/1/28	105,000	114,698	114,055
07/01/2016	Bowie ISD	102529HM9	8/15/30	405,000	435,015	428,684
3/29/05						
				<b>\$6,817,169</b>	<b>\$7,369,230</b>	<b>\$7,273,041</b>

Total BankTexas Account Balances as of report date:      \$      5,732,972      \$      5,766,250  
 128.54%      126.13%

NOTE: FDIC insurance coverage is in addition to listed securities.

WOOD COUNTY, TEXAS

INVESTMENT ACTIVITY FOR SEPTEMBER 30, 2016

09/30/2016

CD ID	Description	Bank	Acct	Original Principal	Prior Balance	Purchases/Deposits	Interest Credited	Withdrawals	Current Balance	This Month's	Accumulated
					08/31/2016				09/30/2016	Unpaid Interest	Unpaid Interest
16	*7485 DPC 12 MONTH	BT	DPC	\$ 500,000.00	\$ 517,556.45		439.57		\$ 517,996.02	\$ 326.40	\$ 326.40
17	*7507 DPC 12 MONTH	BT	DPC	250,000.00	258,778.25		219.78		258,998.03	163.20	163.20
18	*7523 HP 12 MONTH	BT	HP	75,000.00	77,633.41		65.94		77,699.35	48.96	48.96
58	*182 DPC 365 DAY	CNB	DPC	124,200.00	124,713.50		0.00		124,713.50	60.13	150.33
59	*183 DPC 365 DAY	CNB	DPC	124,200.00	124,713.50		0.00		124,713.50	60.13	150.33
60	*884 DPC 365 DAY	FNBW	DPC	117,500.00	120,399.76		0.00		120,399.76	68.69	169.50
61	*885 DPC 365 DAY	FNBW	DPC	117,500.00	120,399.76		0.00		120,399.76	68.69	169.50
96	*4149 365 DAY	BT	DPC	500,000.00	508,553.31		267.51		508,820.82	28.76	28.76
97	*4160 365 DAY	BT	HP	127,500.00	129,681.08		68.22		129,749.30	6.82	6.82
123	CD 24 month	BT	DPC	500,000.00	511,643.72		499.73		512,143.45	322.72	322.72
124	CD 24 month	BT	DPC	500,000.00	511,643.72		499.73		512,143.45	322.72	322.72
143	CDARS 104 Week	BT	DPC	402,250.00	409,500.47		387.23		409,887.70	0.00	0.00
146	CDARS 104 Week	BT	DPC	402,251.00	408,689.42		386.47		409,075.89	0.00	0.00
149	CDARS 104 Week	BT	DPC	402,252.00	408,059.97		385.88		408,445.85	0.00	0.00
154	CDARS 104 Week	BT	DPC	705,002.00	713,763.17		674.96		714,438.13	0.00	0.00
156	CDARS 104 Week	BT	DPC	402,505.00	407,374.13		381.88		\$ 407,756.01	0.00	0.00
158	CDARS 52 Week	BT	DPC	705,005.00	709,518.94			(709,518.94)	0.00	0.00	0.00
159	CDARS 52 Week	BT	DPC	402,506.00	405,033.41		49.71	(405,083.12)	0.00	0.00	0.00
160	CDARS 52 Week	BT	DPC	705,006.00	705,006.00		4,513.95	(709,519.95)	0.00	0.00	0.00
161	CDARS 52 Week	BT	DPC	505,000.00	507,859.26		267.21		508,126.47	0.00	0.00
162	CDARS 104 Week	BT	DPC	402,507.00	406,575.37		381.12		406,956.49	0.00	0.00
163	CDARS 104 Week	BT	HP	101,000.00	101,998.56		95.61		102,094.17	0.00	0.00
164	CDARS 52 Week	BT	DPC	505,001.00	507,797.92		267.18		508,065.10	0.00	0.00
165	CDARS 52 Week	BT	DPC	505,002.00	507,674.23		267.11		507,941.34	0.00	0.00
166	CDARS 52 Week	BT	HP	128,500.00	129,179.97		67.96		129,247.93	0.00	0.00
167C	CDARS 30 Month	BT	DPC	515,000.00	519,566.43		512.69		520,079.12	0.00	0.00
168	CDARS 104 Week	BT	HP	101,001.00	101,775.97		83.68		101,859.65	0.00	0.00
168A	CDARS 13 Month	BT	DPC	600,000.00	603,236.36		421.58		603,657.94	0.00	0.00
169	CDARS 104 Week	BT	HP	76,000.00	76,409.93		53.40		76,463.33	0.00	0.00
170	CDARS 104 Week	BT	DPC	405,500.00	408,074.40		335.52		408,409.92	0.00	0.00
171B	CDARS 30 Month	BT	DPC	620,000.00	624,920.55		590.95		625,511.50	0.00	0.00
172B	CDARS 30 Month	BT	DPC	260,000.00	262,063.45		247.82		262,311.27	0.00	0.00
173B	CDARS 30 Month	BT	DPC	415,000.00	418,201.34		395.46		418,596.80	0.00	0.00
174B	CDARS 30 Month	BT	DPC	415,001.00	418,202.33		395.47		418,597.80	0.00	0.00
175B	CDARS 30 Month	BT	DPC	415,002.00	418,203.35		395.47		418,598.82	0.00	0.00
176	CDARS 13 Month	BT	DPC	600,001.00	602,942.45		421.37		603,363.82	0.00	0.00
176A	CDARS 13 Month	BT	DPC	710,001.00	713,132.89		498.39		713,631.28	0.00	0.00
177	CDARS 13 Month	BT	DPC	710,001.00	713,132.86		498.40		713,631.26	0.00	0.00
178	CDARS 13 Month	BT	DPC	710,004.00	713,135.88		498.39		713,634.27	0.00	0.00
179B	CDARS 30 Month	BT	DPC	405,502.00	408,163.27		445.19		408,608.46	0.00	0.00
180	*249 DPC 182 DAY	PROS	DPC	247,500.00	247,500.00		559.92		248,059.92	91.16	547.61
181 & 181A	CDARS 30 Month	BT	HP	260,000.00	261,058.25		257.61		261,315.86	0.00	0.00
182	CDARS 13 Month	BT	DPC	710,005.00	711,975.31		497.59		712,472.90	0.00	0.00
183	CDARS 104 Week	BT	DPC	407,252.00	408,581.90		335.95		408,917.85	0.00	0.00
184	CDARS 13 Month	BT	HP	108,000.00	108,299.72		75.69		108,375.41	0.00	0.00
185	CDARS 13 Month	BT	HP	109,000.00	109,195.62		76.31		109,271.93	0.00	0.00
186	CDARS 13 Month	BT	DPC	710,006.00	711,280.28		497.09		711,777.37	0.00	0.00
187	CDARS 13 Month	BT	DPC	405,503.00	406,032.17		283.77		406,315.94	0.00	0.00
188	CDARS 13 Month	BT	HP	110,000.00	110,089.70		76.94		110,166.64	0.00	0.00
189	CDARS 13 Month	BT	DPC	710,001.00	710,116.75		496.28		710,613.03	0.00	0.00
190	CDARS 52 Week	BT	DPC	710,002.00	710,089.15		373.61		710,462.76	0.00	0.00
191	CDARS 13 Month	BT	DPC	710,003.00	0.00	710,003.00	496.21		710,499.21	0.00	0.00
192	CDARS 13 Month	BT	DPC	710,004.00	0.00	710,004.00	380.40		710,384.40	0.00	0.00
193	CDARS 13 Month	BT	DPC	405,504.00	0.00	405,504.00	151.12		405,655.12	0.00	0.00
194	CDARS 30 Month	BT	DPC	405,504.00	0.00	405,504.00	0.00		405,504.00	130.99	130.99
Restricted	RB CD *1703 RRC	BT*	DPC	25,000.00	26,287.58		22.33		26,309.91	5.04	5.04
Restricted	USV CD *1639 TCEQ	BT*	DPC	12,000.00	12,618.03		10.72		12,628.75	2.76	2.76
	<b>Total CDs</b>			\$22,922,984.00	\$ 20,868,033.20	\$ 2,231,015.00	\$ 20,572.07	\$(1,824,122.01)	\$ 21,295,498.26	\$ 1,707.17	\$ 2,545.64
	<b>TEXPOOL</b>			284							
	Deposit Pooled Cash	TxP	DPC		\$ 502,134.85	\$ -	\$ 156.82	\$ -	\$ 502,291.67	n/a	n/a
	Interest & Sinking	TxP	I&S		36,055.65	0.00	11.24	0.00	36,067.89	n/a	n/a
	Health Plan	TxP	HP		1,149.85	0.00	0.30	0.00	1,150.15	n/a	n/a
	<b>Total Pools</b>				\$ 539,341.35	\$ -	\$ 168.36	\$ -	\$ 539,509.71		
	<b>Insured Cash Sweeps Accounts</b>										
	Deposit Pooled Cash	BT*	n/a		\$ 1,867,715.51	\$ 1,170,810.79	\$ 1,114.78	\$(864,323.67)	\$ 2,175,317.41	n/a	n/a
	Accounts Payable Cash	BT*	n/a		1,123,839.73	74,896.32	377.15	(1,194,747.61)	4,365.59	n/a	n/a
	Payroll Cash	BT*	n/a		1,007,246.39	0.00	317.47	(931,746.90)	75,816.96	n/a	n/a
	Health Plan	BT*	n/a		422,963.67	274,236.40	221.28	(129,816.94)	567,604.41	n/a	n/a
	<b>Total Sweeps</b>				\$ 4,421,765.30	\$ 1,519,943.51	\$ 2,030.68	\$(3,120,635.12)	\$ 2,823,104.37		
	<b>Total Investments</b>			277	\$ 25,829,139.85	\$ 3,750,958.51	\$ 22,771.11	\$(4,944,757.13)	\$ 24,658,112.34	\$ 1,707.17	\$ 2,545.64

FILED FOR RECORD  
 2016 NOV -4 AM 10:54  
 KELLEY PRICE  
 COUNTY CLERK, WOOD CO TX




Investments By Type		
BT - Traditional CD	\$ 2,517,550.42	10.21%
BT - CDARS	18,000,722.74	73.00%
Non-Depository CD	738,286.44	2.99%
BT-Restricted CD	38,938.66	0.16%
BT-ICS *	2,823,104.37	11.45%
Pools	539,509.71	2.19%
<b>Total</b>	<b>\$ 24,658,112.34</b>	<b>100.00%</b>
	0.00	

\* Does not include in-transit items which can be either positive or negative.

Note BT\* - BankTexas is the county's placement bank for both CDARS and ICS accounts into other FDIC covered banks. For bank details use Supplement Investment Schedule.

I hereby submit the above report in addition to attached Supplement Investment Schedule as the written report of investment transactions for all invested funds held by Wood County Treasurer for period shown above and certify that these investments are in compliance with the local investment policy and Public Funds Investment Act.

  
 Becky S. Burford, Wood County Treasurer  
 Wood County Investment Officer

**WOOD COUNTY, TEXAS**  
**Supplement Investment Schedule**  
**Summary of FDIC-Insured Institutions**  
**Outside of Depository Bank**  
**09/30/2016**

Bank	Location	Balance	Reference	Recap By Type	Totals
City National Bank	Quitman, TX	\$ 249,427.00	CD 58& 59	Local CD	\$ 738,286.44
First National Bank-Winnsboro, T	Winnsboro, TX	240,799.52	CD 60& 61	Insured Cash Sweep	2,823,104.37
Prosperity Bank	Winnsboro, TX	248,059.92	CD #180	CDARS	18,000,722.74
Bangor Savings Bank	Bangor, NE	244,556.98	CDARS#143		21,562,113.55
EagleBank	Bethesda, MD	42,795.44	CDARS#143		0.00
First National Bank of Michigan	Kalamazoo, MI	122,535.28	CDARS#143		
Bank of the West	San Francisco, CA	128,725.75	CDARS#146		
Iberiabank	Lafayette, LA	38,820.54	CDARS#146		
Singature Bank	New York, NY	241,529.60	CDARS#146		
Bank of Blue Valley	Overland Park, KS	164,750.35	CDARS#149		
The Citizens National Bank of Blu	Bluffton, OH	243,695.50	CDARS#149		
Capital Bank	Miami, FL	240,678.83	CDARS#154		
EverBank	Jacksonville, FL	52,843.59	CDARS#154		
MB Financial Bank, N.A.	Chicago, IL	240,678.83	CDARS#154		
The Union Bank Company	Columbus Grove, OH	180,236.88	CDARS#154		
Iberiabank	Lafayette, LA	167,157.63	CDARS#156		
Merrick Bank	South Jordan, UT	240,598.38	CDARS#156		
Cedars Rapids Bank & Trust Com	Cedars Rapid, IA	242,492.04	CDARS#161		
Independence Bank - Havre	Havre, MT	9,558.81	CDARS#161		
Mechanics & Farmers Bank	Durham, NC	242,492.04	CDARS#161		
TriState Capital Bank	Pittsburgh, PA	13,583.58	CDARS#161		
Crestmark Bank	Troy, MI	25,790.99	CDARS#162		
First Bank of Berne	Bern, IN	138,512.43	CDARS#162		
WestBanco Bank, Inc.	Wheeling, WV	242,653.07	CDARS#162		
First Community Bank	Batesville, AK	102,094.17	CDARS#163		
Cardinal Bank	McLean, VA	34,207.30	CDARS#164		
John Marshall Bank	Reston, VA	244,977.43	CDARS#164		
Tri-State Capital Bank	Pittsburg, PA	228,880.37	CDARS#164		
Bank Hapoalim, B.M.	New York, NY	185,101.18	CDARS#165		
BB&T	Winston, Salem, NC	242,402.74	CDARS#165		
Dallas Capital Bank	Dallas, TX	34,307.93	CDARS#165		
SpiritBank	Tulsa, OK	46,129.49	CDARS#165		
Bank Hapoalim, B.M.	New York, NY	57,301.56	CDARS#166		
East West Bank	Pasadena, CA	71,946.37	CDARS#166		
Bank of Hope	Los Angeles, CA	247,801.24	CDARS#167C		
Farmers Bank & Trust	Great Bend, KS	24,476.64	CDARS#167C		
First Security Bank	Machinaw, IL	247,801.24	CDARS#167C		
Morris Bank	Dublin, GA	101,859.65	CDARS#168		
Cardinal Bank	McLean, VA	22,691.82	CDARS#168A		
Select Bank & Trust Co.	Dunn, NC	244,984.51	CDARS#168A		
The Freedom Bank of Virginia	Vienna, VA	90,997.10	CDARS#168A		
United Bank	Fairfax, VA	244,984.51	CDARS#168A		
The Freedom Bank of Virginia	Vienna, VA	76,463.33	CDARS#169 - HP		
Bank of Blue Valley	Overland Park, KS	50,358.81	CDARS#170		
Business First Bank	Baton Rouge, LA	41,780.13	CDARS#170		
Landmark Bank, National Associa	Columbia, MO	215,032.11	CDARS#170		
WashingtonFirst Bank	Reston, VA	101,238.87	CDARS#170		
First Commerce	Lewisburg, TN	247,560.95	CDARS#171B		
First NBC Bank	New Orleans, LA	52,740.44	CDARS#171B		
Seaside National Bank & Trust	Orlando, FL	247,560.95	CDARS#171B		
The Bank of Fayette County	Piperton, TN	77,649.16	CDARS#171B		
First NBC Bank	New Orleans, LA	14,750.32	CDARS#172B		
Landmark Community Bank	Collierville, TN	247,560.95	CDARS#172B		
Allegiance Bank	Houston, TX	249,009.43	CDARS#173B		
EverBank	Jacksonville, FL	16,145.96	CDARS#173B		
Stonegate Bank	Fort Lauderdale, FL	153,441.41	CDARS#173B		
EverBank	Jacksonville, FL	169,588.37	CDARS#174B		
Regent Bank	Davie, FL	249,009.43	CDARS#174B		
St. Louis Bank	Town & Country, MO	230,778.33	CDARS#175B		
Stonegate Bank	Fort Lauderdale, FL	5,591.34	CDARS#175B		
The Farmers & Merchants State B	Archbold, OH	182,229.15	CDARS#175B		
First National Bank of Oklahoma	Oklahoma City, OK	48,627.39	CDARS#176		
First NBC Bank	New Orleans, LA	174,635.50	CDARS#176		
Lincoln Savings Bank	Cedar Falls, IA	242,350.72	CDARS#176		
WashingtonFirst Bank	Reston, VA	137,750.21	CDARS#176		
Armstrong Bank	Muskogee, OK	69,227.62	CDARS#176A		
CrossFirst Bank	Leawood, KS	7,567.16	CDARS#176A		
First National Bank of Oklahoma	Oklahoma City, OK	193,628.64	CDARS#176A		
First Natl Bank & Tr Co of Vinita	Vinita, OK	198,462.84	CDARS#176A		
The State Bank and Trust Compat	Defiance, OH	244,745.02	CDARS#176A		
Bay Commercial Bank	Walnut Creek, CA	244,745.02	CDARS#177		
Business First Bank	Baton Rouge, LA	197,019.81	CDARS#177		
Pinnacle Bank	Omaha, NE	1,494.04	CDARS#177		
Progressive Bank	Monroe, LA	244,745.02	CDARS#177		
Union State Bank	Florence, TX	25,627.37	CDARS#177		
CrossFirst Bank	Leawood, KS	237,177.87	CDARS#178		
Meridian Bank	Malvern, PA	244,745.02	CDARS#178		
Pinnacle Bank	Omaha, NE	231,711.38	CDARS#178		
Bank of North Carolina	Thomasville, NC	159,903.3	CDARS#179B		
Western Alliance Bank	Phoenix, AZ	248,705.2	CDARS#179B		
Bank of America	Charlotte, NC	247,471.44	CDARS#181A		
Northern Bank & Trust Company	Woburn, MA	13,844.42	CDARS#181A		
Customers Bank	Wyomissing, PA	244,346.37	CDARS#182		
East West Bank	Pasadena, CA	170,059.03	CDARS#182		
Legacy Bank	Wiley, Co	162,096.51	CDARS#182		
The First National Bank of Syracu	Syracuse, KS	135,970.99	CDARS#182		
BankFirst	Norfolk, NE	94,139.50	CDARS#183		
Citizens Savings Bank and Trust	Nashville, TX	76,306.86	CDARS#183		
First Western Trust Bank	Denver, CO	238,471.49	CDARS#183		
The First National Bank of Syracu	Syracuse, KS	108,375.41	CDARS#184		
Optima Bank & Trust Company	Portsmouth, NH	109,271.93	CDARS#185		
Banterra Bank	Marion, IL	244,107.50	CDARS#186		

FILED FOR RECORD  
2016 NOV -4 AM 10:54  
COUNTY CLERK, WOOD CO TX

**WOOD COUNTY, TEXAS**  
**Supplement Investment Schedule**  
**Summary of FDIC-Insured Institutions**  
**Outside of Depository Bank**

09/30/2016

Bank	Location	Balance	Reference	Recap By Type	Totals
First Bank of Highland Park	Highland Park, IL	102,410.75	CDARS#186		
Optima Bank & Trust Company	Portsmouth, NH	134,835.57	CDARS#186		
Transportation Alliance Bank, Inc.	Ogden, UT	230,423.55	CDARS#186		
Colony Bank	Fitzgerald, GA	241,483.15	CDARS#187		
KS State Bank	Manhattan, KS	8,115.89	CDARS#187		
West Bank	West Des Moines, IA	156,716.90	CDARS#187		
Sierra Vista Bank	Folsom, CA	110,166.64	CDARS#188		
Amarillo National Bank	Amarillo, TX	243,709.90	CDARS#189		
Legacy Texas Bank	Piano, TX	20,515.67	CDARS#189		
Liberty Bank and Trust Company	New Orleans, LA	7,371.90	CDARS#189		
Southern States Bank	Anniston, AL	243,709.90	CDARS#189		
Spirit Bank	Tulsa, OK	195,305.66	CDARS#189		
First Capital Bank of Texas, N.A.	Midland, TX	243,658.02	CDARS#190		
Isreal Discount Bank of New York	New York, NY	243,658.02	CDARS#190		
Legacy Texas Bank	Piano, TX	223,146.72	CDARS#190		
Bank Independent	Sheffield, AL	243,670.18	CDARS#191		
Crestmark Bank	Troy, MI	214,640.90	CDARS#191		
Eagle Bank	Bethesda, MD	198,140.38	CDARS#191		
Lewis & Clark Bank	Oregon City, OR	54,047.75	CDARS#191		
First Community Bank	Chatom, AL	246,131.80	CDARS#192		
First National Bank of North Arkansas	Berryville, AR	218,120.80	CDARS#192		
Progress Bank and Trust	Huntsville, AL	246,131.80	CDARS#192		
BNC National Bank	Glendale, AZ	162,064.37	CDARS#193		
Old Line Bank	Bowie, MD	243,590.75	CDARS#193		
Capital Bank, National Association	Rockville, MD	157,004.00	CDARS#194		
The Private Bank and Trust Company	Chicago, IL	248,500.00	CDARS#194		
4214 BOKF, National Association	Tulsa, OK	245,122.86	ICS-DPC		
110 Bank of the Ozarks	Little Rock, AR	165,517.60	ICS-DPC		
58823 CapStar Bank	Nashville, TN	245,121.09	ICS-DPC		
22683 CoBiz Bank	Denver, CO	245,090.09	ICS-DPC		
30903 Community Bank of the Chesapeake	Waldorf, MD	8.05	ICS-DPC		
57919 ConnectOne Bank	Englewood Cliffs, NJ	245,095.66	ICS-DPC		
8405 F&M Trust Co. of Chambersburg	Chambersburg, PA	245,122.86	ICS-DPC		
4977 First Tennessee Bank, NA	Memphis, TN	25.98	ICS-DPC		
3076 Independent Bank-McKinney	McKinney, TX	3.31	ICS-DPC		
19531 Machias Savings Bank	Machias, ME	245,122.86	ICS-DPC		
18429 Morton Community Bank	Morton, IL	48,731.14	ICS-DPC		
28866 Oritani Bank	Township of Washington, OH	19.70	ICS-DPC		
33867 Quad City Bank and Trust Company	Bettendorf, IA	245,122.86	ICS-DPC		
6653 The Park National Bank	Newark, OH	12.75	ICS-DPC		
2711 Traditional Bank, Inc.	Mount Sterling, KY	245,121.50	ICS-DPC		
6784 United Bank	Parkersburg, WV	61.44	ICS-DPC		
19861 Yadkin Bank	Statesville, NC	17.66	ICS-DPC		
110 Bank of the Ozarks	Little Rock, AR	4,024.77	ICS-AP		
12923 Bremer Bank, National Association	South St. Paul, MN	2.36	ICS-AP		
11241 Centennial Bank	Conway, AR	114.67	ICS-AP		
30903 Community Bank of the Chesapeake	Waldorf, MD	66.34	ICS-AP		
5307 The First National Bank - Fox Valley	Neenah, WI	110.40	ICS-AP		
19861 Yadkin Bank	Statesville, NC	47.05	ICS-AP		
12923 Bremer Bank, National Association	South St. Paul, MN	245,107.71	ICS-HP		
30903 Community Bank of the Chesapeake	Waldorf, MD	8.81	ICS-HP		
57919 ConnectOne Bank	Englewood Cliffs, NJ	15.22	ICS-HP		
4977 First Tennessee Bank, NA	Memphis, TN	45.36	ICS-HP		
18429 Morton Community Bank	Morton, IL	196,322.72	ICS-HP		
The First National Bank - Fox Valley	Neenah, WI	1.28	ICS-HP		
19861 Yadkin Bank	Statesville, NC	126,103.31	ICS-HP		
110 Bank of the Ozarks	Little Rock, AR	75,580.48	ICS-PAY		
12923 Bremer Bank, National Association	South St. Paul, MN	5.54	ICS-PAY		
30903 Community Bank of the Chesapeake	Waldorf, MD	2.32	ICS-PAY		
First Tennessee Bank, NA	Memphis, TN	2.88	ICS-PAY		
18429 Morton Community Bank	Morton, IL	68.98	ICS-PAY		
28866 Oritani Bank	Township of Washington, OH	65.60	ICS-PAY		
6653 The Park National Bank	Newark, OH	67.81	ICS-PAY		
19861 Yadkin Bank	Statesville, NC	23.35	ICS-PAY		
		<u>\$21,562,113.55</u>			

FILED FOR RECORD  
2016 NOV -4 AM 10:54  
KELLEY PRICE  
COUNTY CLERK WOOD CO TX