

**WOOD COUNTY, TEXAS
COMBINED STATEMENT OF CASH ACCOUNTS ACTIVITY
FOR THE MONTH ENDING JUNE 30, 2017**

FUND CODE	FUND NAME	CASH BALANCE 5/31/2017	RECEIPTS	DISBURSEMENTS	TRANSFER IN/(OUT)	Net Change	CASH BALANCE 6/30/2017
BUDGETED FUNDS							
OPERATING FUNDS							
100	General	\$ 20,416,730.65	\$ 1,377,191.48	\$ (1,242,405.68)	\$ (4,223.99)	\$ 130,561.81	\$ 20,547,292.46
200	Road and Bridge Fund	4,922,389.15	92,673.49	(412,063.45)	(22.49)	(319,412.45)	4,602,976.70
270	Tobacco Settlement Fund	78,325.85	0.00	0.00	0.00	0.00	78,325.85
	Total Operating Funds	\$ 25,417,445.65	\$ 1,469,864.97	\$ (1,654,469.13)	\$ (4,246.48)	\$ (188,850.64)	\$ 25,228,595.01
SPECIAL REVENUE FUNDS							
230	CC-Records Mgmt. & Preservation	555,906.46	11,485.15	(18,548.81)	0.00	(7,063.66)	548,842.80
231	General Records Mgmt. & Preservation	15,053.00	1,081.25	(1,389.40)	0.00	(308.15)	14,744.85
232	CC-Records Archive Fee	537,314.25	11,164.81	0.00	0.00	11,164.81	548,479.06
234	Courthouse Security	42,587.66	2,750.79	0.00	0.00	2,750.79	45,338.45
235	Hotel and Motel Tax	111,049.47	7,308.86	(8,625.43)	0.00	(1,316.57)	109,732.90
236	Child Welfare	1,332.78	972.96	(941.16)	0.00	31.80	1,364.58
238	Crime Victims Services	4,339.19	75.02	0.00	0.00	75.02	4,414.21
239	Justice Court Technology	61,821.81	1,637.75	(391.60)	0.00	1,246.15	63,067.96
240	DC-Records Mgmt & Preservation	29,623.79	312.38	(550.03)	0.00	(237.65)	29,386.14
241	JP Building Security Fee	25,137.23	418.48	(169.00)	0.00	249.48	25,386.71
242	Elections Special	34,353.24	39.62	0.00	0.00	39.62	34,392.86
243	Guardianship	43,266.64	590.42	0.00	0.00	590.42	43,857.06
244	CC-Technology	4,750.39	81.55	0.00	0.00	81.55	4,831.94
245	DC-Technology	9,246.23	225.18	0.00	0.00	225.18	9,471.41
246	DC-Records Archive Fee	36,959.14	513.08	0.00	0.00	513.08	37,472.22
247	DC-CT Records Preservation	26,975.71	146.22	0.00	0.00	146.22	27,121.93
260	Law Library	24,672.45	1,477.54	(3,929.66)	(828.00)	(3,280.12)	21,392.33
305	Constable Forfeiture	1,947.03	2.18	0.00	0.00	2.18	1,949.21
	Total Special Revenue Funds	\$ 1,566,336.47	\$ 40,283.24	\$ (34,545.09)	(\$828.00)	\$ 4,910.15	\$ 1,571,246.62
OTHER FUNDS							
250	Right of Way	819,425.96	954.15	0.00	0.00	954.15	820,380.11
281	Community Supervision & Corr.	348,942.13	84,862.14	(41,319.38)	0.00	43,542.76	392,484.89
290	Juvenile Probation Department	16,777.65	21,780.00	(18,074.42)	0.00	3,705.58	20,483.23
892	Historical Commission	48,748.27	56.22	(481.12)	5,000.00	4,575.10	53,323.37
	Total Other Funds	\$ 1,233,894.01	\$ 107,652.51	\$ (59,874.92)	\$ 5,000.00	\$ 52,777.59	\$ 1,286,671.60
	TOTAL BUDGETED FUNDS	\$ 28,217,676.13	\$ 1,617,800.72	\$ (1,748,889.14)	\$ (74.48)	\$ (131,162.90)	\$ 28,086,513.23
NON-BUDGETED AND NON-COUNTY FUNDS							
880	Treasurer's State Fees	55,586.16	47,136.71	0.00	0.00	47,136.71	102,722.87
891	Payroll Fund	318,030.94	0.00	(318,373.64)	0.00	(318,373.64)	(342.70)
999	Upper Sabine Valley Waste Mgmt	763,701.14	40,484.08	(78,490.06)	74.48	(37,931.50)	725,769.64
	TOTAL NON-BUDGETED FUNDS	\$ 1,137,318.24	\$ 87,620.79	\$ (396,863.70)	\$ 74.48	\$ (309,168.43)	\$ 828,149.81
	TOTAL CASH IN POOLED ACCOUNTS	\$ 29,354,994.37	\$ 1,705,421.51	\$ (2,145,752.84)	\$ 0.00	\$ (440,331.33)	\$ 28,914,663.04
CASH IN BANK - POOLED CASH ACCOUNTS							
890	AP Pooled Cash	1,504,086.92	1,231.06	(823,057.80)	535,000.00	(286,826.74)	1,217,260.18
890	Payroll Pooled Cash	1,501,888.58	1,034.70	(1,321,015.04)	800,000.00	(519,980.34)	981,908.24
890	Deposits Pooled Cash	11,381,098.43	1,689,358.59	0.00	(1,709,029.90)	(19,671.31)	11,361,427.12
890	CD Investments	2,326,037.36	2,093.00	0.00	0.00	2,093.00	2,328,130.36
890	CD Non-Depository	739,671.61	0.00	0.00	0.00	0.00	739,671.61
890	CDARS Investments	11,391,011.43	11,338.77	0.00	371,899.90	383,238.67	11,774,250.10
890	TexPool Pooled Investments	504,150.04	365.39	0.00	0.00	365.39	504,515.43
890	Jury Pooled Cash	7,050.00	0.00	(1,680.00)	2,130.00	450.00	7,500.00
	TOTAL CASH IN BANK - POOLED CASH ACCOUNTS	\$ 29,354,994.37	\$ 1,705,421.51	\$ (2,145,752.64)	\$ 0.00	\$ (440,331.33)	\$ 28,914,663.04
			0.00	0.00	0.00	0.00	(1,257,984.78)

FILED FOR RECORD
 2017 AUG 25 AM 10:31
 KELLEY PRINE
 COUNTY CLERK, WOOD CO TX

0.00

FUND CODE	FUND NAME	CASH BALANCE 5/31/2017	RECEIPTS	DISBURSEMENTS	TRANSFER IN/(OUT)	Net Change	CASH BALANCE 6/30/2017
CASH IN BANK - NON POOLED CASH ACCOUNTS - NON-BUDGETED, NON-COUNTY OR OTHER FUNDS							
BANKTEXAS ACCOUNTS							
200	Road & Bridge CD RRC Restricted	\$ 26,484.85	\$ 22.49	\$0.00	\$0.00	\$22.49	\$ 26,507.34
233	Sheriff's Forfeiture Fund (Budgeted)	4,139.41	0.00	0.00	0.00	0.00	4,139.41
401	Grant Fund	0.00	0.00	0.00	0.00	0.00	0.00
601	Interest & Sinking	22,968.92	42.44	0.00	0.00	42.44	23,011.36
895	Health Plan	145,494.61	206,854.47	(252,156.01)	(16,009.57)	(61,311.11)	84,183.50
895	Health Plan MMKT	505,938.97	817.91	0.00	125,000.00	125,817.91	631,756.88
895	Health Plan CD	208,713.26	173.69	0.00	0.00	173.69	208,886.95
895	Health Plan CDARS	929,441.36	840.42	0.00	(108,990.43)	(108,150.01)	821,291.35
898	MRP/DPC Clearing	11,175.52	3,486.78	(1,952.73)	0.00	1,534.05	12,709.57
	District Clerk Clearing	23,250.21	28,428.83	(24,473.21)	0.00	3,955.62	27,205.83
	JP1 Clearing	33,613.85	36,919.88	(36,580.35)	0.00	339.53	33,953.38
	JP2 Clearing	18,839.03	12,660.00	(20,043.47)	0.00	(7,383.47)	11,455.56
	JP3 Clearing	15,697.17	25,028.67	(18,006.67)	0.00	7,020.00	22,717.17
	JP4 Clearing	4,119.10	9,270.40	(6,854.60)	0.00	2,415.80	6,534.90
	RV Clearing	0.00	0.00	0.00	0.00	0.00	0.00
	Treasurer's Credit Card	0.00	71.50	(71.50)	0.00	0.00	0.00
999	USVSWMD CD TCEQ Restricted	12,712.72	10.80	0.00	0.00	10.80	12,723.52
	TOTAL BANKTEXAS - NON POOLED CASH ACCOUNTS	\$ 1,962,588.98	\$ 324,628.28	\$ (360,140.54)	\$0.00	\$ (35,512.26)	\$ 1,927,076.72
TEXPOOL ACCOUNTS							
601	Interest & Sinking	36,201.43	26.20	0.00	0.00	26.20	36,227.63
895	Health Plan	1,154.26	0.90	0.00	0.00	0.90	1,155.16
	TOTAL TEXPOOL - NON POOLED CASH ACCOUNTS	\$ 37,355.69	\$ 27.10	\$0.00	\$0.00	\$ 27.10	\$ 37,382.79
	TOTAL CASH IN BANK - NON POOLED CASH ACCOUNTS	\$ 1,999,944.67	\$ 324,655.38	\$ (360,140.54)	\$0.00	\$ (35,485.16)	\$ 1,964,459.51
	TOTAL CASH IN BANK - ALL TREASURER'S ACCOUNTS	\$ 31,354,939.04	\$ 2,030,076.89	\$ (2,505,893.38)	\$0.00	\$ (475,816.49)	\$ 30,879,122.55

Miscellaneous Information

Indebtedness as of 6/30/2017: \$0.00 Certificate of Obligation: None
 RB Line of Credit-Railroad Commission \$25,000 CD Secured - Current Balance Available \$26,507
 Bank Texas (including CDARS and ICS) \$ 29,597,552.72
 Non-Depository Investments 739,671.61
 TexPool: 541,898.22
 Total \$ 30,879,122.55 0.00
 Bank Texas Interest Income: Interest Rate .00%-0.117% \$ 21,237.82
 Certificates of Deposit: Interest Rates Varies 2,299.98
 CDARS Interest Income 12,179.19
 TexPool Interest Income: Interest Rate 0.88% 392.48
 Total Interest Income \$ 36,109.48 0.00

I, Becky S. Burford, County Treasurer, in and for the County of Wood, State of Texas, do hereby present the June 2017 Statement of Cash Accounts Activity, the attached Treasurer's Report of Cash Receipts and Disbursements, and the Report of Securities as true and correct statements, to the best of my knowledge, of accounts under the control of Wood County Treasurer and furthermore state that the fund balances are on deposit earning interest in accordance with the Wood County Investment Policy earning interest in accordance with the Wood County Depository Contract.

Presented, examined, and accepted at the regular term of Commissioners Court on this the 11th day of August 2017.

Becky S. Burford
 Becky S. Burford, Wood County Treasurer

Bryan Joener
 Bryan Joener, County Judge

Virgil Holland, Jr.
 Virgil Holland, Jr. Commissioner Precinct 1


Jerry Gaskill
 Jerry Gaskill, Commissioner Precinct 2

Mike Simmons
 Mike Simmons, Commissioner Precinct 3

Russell Acker
 Russell Acker, Commissioner Precinct 4

Tami Sellars
 Tami Sellars, Auditor

TEST: *Kelley Price*
 Kelley Price, County Clerk



**WOOD COUNTY, TEXAS
RECAP OF FUNDS BY BANK ACCOUNTS
FOR THE MONTH ENDING JUNE 30, 2017**

Fund	Beginning Cash Balance	M-T-D Receipts	M-T-D Disbursements	Transfers	Ending Balance	BankTexas Quitman	-----Allocation of Cash-----			Total Cash
							BankTexas CDARS	Non-Depository Banks	TexPool	
200 Road & Bridge CD Restricted	\$ 26,484.85	\$22.49	\$0.00	\$0.00	\$26,507.34	\$26,507.34	\$0.00	\$0.00	\$0.00	\$26,507.34
233 Sheriff Forfeiture Fund	4,139.41	0.00	0.00	0.00	4,139.41	4,139.41				
401 Texas Comm. Dev. Program	0.00	0.00	0.00	0.00	0.00	0.00	0.00	0.00	0.00	0.00
601 Interest and Sinking	59,170.35	68.64	0.00	0.00	59,238.99	23,011.36	0.00	0.00	36,227.63	59,238.99
890 Pooled Funds	14,898,273.97	1,691,989.74	(2,145,752.84)	(371,899.90)	14,072,610.97	13,568,095.54	0.00	0.00	504,515.43	14,072,610.97
890 Pooled CDs	14,456,720.40	13,431.77	0.00	371,899.90	14,842,052.07	2,328,130.36	11,774,250.10	739,671.61	0.00	14,842,052.07
895 Health Plan Fund	146,648.87	206,855.37	(252,156.01)	(16,009.57)	85,338.66	84,183.50	0.00	0.00	1,155.16	85,338.66
895 Health Plan Fund MMKT	505,938.97	817.91	0.00	125,000.00	631,756.88	631,756.88	0.00	0.00	0.00	631,756.88
895 Health Plan CDs	1,138,154.62	1,014.11	0.00	(108,990.43)	1,030,178.30	821,291.35	208,886.95	0.00	0.00	1,030,178.30
898 MRP/DPC Clearing	11,175.52	3,486.78	(1,952.73)	0.00	12,709.57	12,709.57	0.00	0.00	0.00	12,709.57
District Clerk Clearing	23,250.21	28,428.83	(24,473.21)	0.00	27,205.83	27,205.83	0.00	0.00	0.00	27,205.83
JP1 Clearing	33,613.85	36,919.88	(36,580.35)	0.00	33,953.38	33,953.38	0.00	0.00	0.00	33,953.38
JP2 Clearing	18,839.03	12,660.00	(20,043.47)	0.00	11,455.56	11,455.56	0.00	0.00	0.00	11,455.56
JP3 Clearing	15,697.17	25,028.67	(18,008.67)	0.00	22,717.17	22,717.17	0.00	0.00	0.00	22,717.17
JP4 Clearing	4,119.10	9,270.40	(6,854.60)	0.00	6,534.90	6,534.90	0.00	0.00	0.00	6,534.90
RV Park Clearing	0.00	0.00	0.00	0.00	0.00	0.00	0.00	0.00	0.00	0.00
Treasurer's Credit Card	0.00	71.50	(71.50)	0.00	0.00	0.00	0.00	0.00	0.00	0.00
999 USVSWMD CD Restricted*	12,712.72	10.80	0.00	0.00	12,723.52	12,723.52	0.00	0.00	0.00	12,723.52
Grand Total	\$ 31,354,939.04	\$ 2,030,076.89	\$ (2,505,893.38)	\$ -	\$ 30,879,122.55	\$ 17,614,415.67	\$ 11,983,137.05	\$ 739,671.61	\$ 541,898.22	\$ 30,879,122.55
*Non-County Funds										

WOOD COUNTY, TEXAS
COMBINED STATEMENT OF CASH ACCOUNTS ACTIVITY
FOR THE YEAR-TO-DATE ENDING JUNE 30, 2017

FUND CODE	FUND NAME	CASH BALANCE	REVISION	CASH BALANCE	YEAR-TO-DATE RECEIPTS	YEAR-TO-DATE DISBURSEMENTS	TRANSFER IN/(OUT)	Net Change	CASH BALANCE 6/30/2017
		10/01/2016	PRIOR-MONTH RECLASSES	10/01/2016					
BUDGETED FUNDS									
OPERATING FUNDS									
100	General	\$ 15,948,059.45	\$ 18,583.54	\$ 15,966,642.99	\$ 15,276,431.07	\$ (10,728,927.15)	\$ 33,145.55	\$ 4,580,649.47	\$ 20,547,292.46
200	Road and Bridge Fund	3,863,726.88	-	3,863,726.88	5,096,202.41	(4,372,867.61)	15,915.02	739,249.82	4,602,976.70
270	Tobacco Settlement Fund	68,240.81	0.00	68,240.81	10,085.04	0.00	0.00	10,085.04	78,325.85
	Total Operating Funds	\$ 19,880,027.14	\$ 18,583.54	\$ 19,898,610.68	\$ 20,382,718.52	\$ (15,101,794.76)	\$ 49,060.57	\$ 5,329,984.33	\$ 25,228,595.01
SPECIAL REVENUE FUNDS									
230	CC-Records Mgmt. & Preservation	496,705.86	-	496,705.86	96,545.05	(44,408.11)	-	52,136.94	548,842.80
231	General Records Mgmt. & Preservation	27,858.83	-	27,858.83	9,591.08	(22,705.06)	-	(13,113.98)	14,744.85
232	CC-Records Archive Fee	469,342.84	-	469,342.84	93,861.22	(14,725.00)	-	79,136.22	548,479.06
234	Courthouse Security	55,084.89	(18,500.00)	36,584.89	21,653.56	(2,000.00)	(10,900.00)	8,753.56	45,338.45
235	Hotel and Motel Tax	98,330.08	(10.47)	98,319.61	83,633.97	(72,186.78)	(33.90)	11,413.29	109,732.90
236	Child Welfare	427.28	-	427.28	3,598.43	(2,661.13)	-	937.30	1,364.58
238	Crime Victims Services	4,221.02	-	4,221.02	193.19	-	-	193.19	4,414.21
239	Justice Count Technology	57,677.83	(250.00)	57,427.83	11,203.13	(5,452.56)	(110.44)	5,640.13	63,067.96
240	DC-Records Mgmt & Preservation	42,684.31	-	42,684.31	3,252.86	(16,551.03)	-	(13,298.17)	29,386.14
241	JP Building Security Fee	23,118.79	-	23,118.79	2,862.92	(595.00)	-	2,267.92	25,386.71
242	Elections Special	32,346.84	-	32,346.84	2,046.02	-	-	2,046.02	34,392.86
243	Guardianship	39,850.38	-	39,850.38	4,006.68	-	-	4,006.68	43,857.06
244	CC-Technology	4,311.98	-	4,311.98	519.96	-	-	519.96	4,831.94
245	DC-Technology	7,084.08	-	7,084.08	2,387.33	-	-	2,387.33	9,471.41
246	DC-Records Archive Fee	32,366.33	-	32,366.33	5,105.89	-	-	5,105.89	37,472.22
247	DC-CT Records Preservation	26,167.46	-	26,167.46	954.47	-	-	954.47	27,121.93
260	Law Library	25,402.99	-	25,402.99	13,387.48	(12,747.48)	(4,650.66)	(4,010.66)	21,392.33
305	Constable Forfeiture	1,934.09	0.00	1,934.09	15.12	0.00	0.00	15.12	1,949.21
	Total Special Revenue Funds	\$ 1,444,915.88	(18,760.47)	\$ 1,426,155.41	\$ 354,818.36	\$ (194,032.15)	\$ (15,695.00)	145,091.21	\$ 1,571,246.62
OTHER FUNDS									
250	Right of Way	813,623.36	-	813,623.36	6,756.75	-	-	6,756.75	820,380.11
281	Community Supervision & Corr.	322,786.12	376.93	323,163.05	396,458.72	(327,136.88)	-	69,321.84	392,484.89
290	Juvenile Probation Department	(245.21)	-	(245.21)	239,568.00	(218,839.56)	-	20,728.44	20,483.23
892	Historical Commission	45,470.25	(200.00)	45,270.25	5,496.95	(2,443.83)	5,000.00	8,053.12	53,323.37
	Total Other Funds	\$ 1,181,634.52	\$ 176.93	\$ 1,181,811.45	\$ 648,280.42	\$ (548,420.27)	\$ 5,000.00	104,860.15	\$ 1,286,671.60
	TOTAL BUDGETED FUNDS	\$ 22,506,577.54	\$ (0.00)	\$ 22,506,577.54	\$ 21,385,817.30	\$ (15,844,247.18)	\$ 38,365.57	5,579,935.69	\$ 28,086,513.23
NON-BUDGETED AND NON-COUNTY FUNDS									
880	Treasurer's State Fees	86,710.02	-	86,710.02	362,573.90	(308,121.00)	(38,440.05)	16,012.85	102,722.87
891	Payroll Fund	314,916.70	-	314,916.70	-	(315,259.40)	-	-315,259.40	(342.70)
999	Upper Sabine Valley Waste Mgmt	537,562.96	0.00	537,562.96	846,303.72	(658,171.52)	74.48	188,206.68	725,769.64
	TOTAL NON-BUDGETED FUNDS	\$ 939,189.68	-	\$ 939,189.68	\$ 1,208,877.62	\$ (1,281,551.92)	\$ (38,365.57)	\$ (111,039.87)	\$ 828,149.81
	TOTAL CASH IN POOLED ACCOUNTS	\$ 23,445,767.22	(0.00)	\$ 23,445,767.22	\$ 22,594,694.92	\$ (17,125,799.10)	-	\$ 5,468,895.82	\$ 28,914,663.04
CASH IN BANK - POOLED CASH ACCOUNTS									
890	AP Pooled Cash	9,445.14	-	9,445.14	6,150.56	(7,740,335.52)	8,942,000.00	1,207,815.04	1,217,260.18
890	Payroll Pooled Cash	73,924.50	-	73,924.50	5,709.43	(9,372,725.69)	10,275,000.00	907,983.74	981,908.24
890	Deposits Pooled Cash	2,806,619.88	-	2,806,619.88	22,450,969.28	-	(13,896,162.04)	8,554,807.24	11,361,427.12
890	CD Investments	2,310,101.77	-	2,310,101.77	18,028.59	-	-	18,028.59	2,328,130.36
890	CD Non-Depository	738,286.44	-	738,286.44	2,757.95	-	(1,372.78)	1,385.17	739,671.61
890	CDARS Investments	17,001,927.82	-	17,001,927.82	108,837.46	-	(5,336,515.18)	(5,227,677.72)	11,774,250.10
890	TexPool Pooled Investments	502,291.67	-	502,291.67	2,223.76	-	-	2,223.76	504,515.43
890	Jury Pooled Cash	3,170.00	0.00	3,170.00	0.00	(12,720.00)	17,050.00	4,330.00	7,500.00
	TOTAL CASH IN BANK - POOLED CASH ACCOUNTS	\$ 23,445,767.22	\$ -	\$ 23,445,767.22	\$ 22,594,677.03	\$ (17,125,781.21)	\$ 0.00	\$ 5,468,895.82	\$ 28,914,663.04

FUND CODE	FUND NAME	CASH BALANCE	REVISION PRIOR-MONTH	CASH BALANCE	RECEIPTS	DISBURSEMENTS	TRANSFER IN/(OUT)	Net Change	CASH BALANCE
		10/01/2016	RECLASSES	10/01/2016					6/30/2017
CASH IN BANK - NON POOLED CASH ACCOUNTS - NON-BUDGETED, NON-COUNTY OR OTHER FUNDS									
BANKTEXAS ACCOUNTS									
200	Road & Bridge CD RRC Restricted	\$ 26,309.91	\$ -	\$ 26,309.91	\$ 197.43	\$ -	\$ -	\$ 197.43	\$ 26,507.34
233	Sheriff's Forfeiture Fund (Budgeted)	\$ 3,201.53	-	3,201.53	105,664.53	(104,726.65)	-	937.88	4,139.41
401	Grant Fund	0.00	-	-	109,851.65	(109,851.65)	-	-	0.00
601	Interest & Sinking	22,267.72	-	22,267.72	743.64	-	-	798.59	23,011.36
895	Health Plan	521,424.17	-	521,424.17	1,926,825.56	(1,919,076.34)	(444,989.89)	104,949.34	84,183.50
895	Health Plan MMKT	0.00	-	0.00	1,756.88	-	630,000.00	1,556.71	631,756.88
895	Health Plan CD	207,448.65	-	207,448.65	1,438.30	-	-	1,556.71	208,886.95
895	Health Plan CDARS	998,794.92	-	998,794.92	7,506.54	-	(185,010.11)	19,235.23	821,291.35
898	MRP/DPC Clearing	9,703.81	-	9,703.81	32,535.28	(29,529.52)	-	413.69	12,709.57
	District Clerk Clearing	25,812.84	-	25,812.84	266,374.86	(264,981.87)	-	1,392.99	27,205.83
	JP1 Clearing	19,094.75	-	19,094.75	216,810.92	(201,952.29)	-	14,858.63	33,953.38
	JP2 Clearing	15,143.16	-	15,143.16	116,427.09	(120,114.69)	-	(3,687.60)	11,455.56
	JP3 Clearing Account	15,317.60	-	15,317.60	190,904.57	(183,505.00)	-	7,399.57	22,717.17
	JP4 Clearing Account	6,841.50	-	6,841.50	71,648.33	(71,954.93)	-	-306.60	6,534.90
	RV Clearing Account	271.00	-	271.00	10,484.00	(10,755.00)	-	-271.00	0.00
	Treasurer's Credit Card	0.00	-	-	533.00	(533.00)	-	0.00	0.00
999	USVSWMD CD TCEQ Restricted	12,628.75	0.00	12,628.75	94.77	0.00	0.00	94.77	12,723.52
	TOTAL BANKTEXAS - NON POOLED CASH ACCOUNTS	\$ 1,884,260.31	0.00	\$ 1,884,260.31	\$ 3,059,797.35	\$ (3,016,980.94)	\$ -	\$ 149,126.34	\$ 1,927,076.72
TEXPOOL ACCOUNTS									
601	Interest & Sinking	36,067.89	-	36,067.89	159.74	-	-	159.74	36,227.63
895	Health Plan	1,150.15	0.00	1,150.15	5.01	0.00	0.00	5.01	1,155.16
	TOTAL TEXPOOL - NON POOLED CASH ACCOUNTS	\$ 37,218.04	0.00	\$ 37,218.04	\$ 164.75	\$ -	\$ -	\$ 164.75	\$ 37,382.79
	TOTAL CASH IN BANK - NON POOLED CASH ACCOUNTS	\$ 1,921,478.35	0.00	\$ 1,921,478.35	\$ 3,059,962.10	\$ (3,016,980.94)	\$ -	\$ 149,291.09	\$ 1,964,459.51
	TOTAL CASH IN BANK - ALL TREASURER'S ACCOUNTS	\$ 25,367,245.57	\$ -	\$ 25,367,245.57	\$ 25,654,639.13	\$ (20,142,762.15)	\$ 0.00	\$ 5,618,186.91	\$ 30,879,122.55

Miscellaneous Information

Indebtedness as of 6/30/2017: \$0.00 Certificate of Obligation: None Certificates of Obligation: None
 RB Line of Credit-Railroad Commission \$25,000 CD Secured - Current Balance Available \$26,507

Bank Texas:	Cash Balance	\$ 29,597,552.72
Non-Depository Investments:	Cash Balance	739,671.61
TexPool:	Cash Balance	541,898.22
Total Cash Balance:		\$ 30,879,122.55
Bank Texas Interest Income:	\$ 108,835.53	
Non-Depository Interest Income	2,757.95	
CDARS Interest Income	116,346.10	
TexPool Interest Income:	2,388.51	
Total Interest Income	\$ 230,328.09	0.00

I, Becky S. Burford, County Treasurer, in and for the County of Wood, State of Texas, do hereby present the June 2017 Year-to-date Statement of Cash Accounts Activity, the attached Treasurer's Report of Cash Receipts and Disbursements, and the Report of Securities as true and correct statements to the best of my knowledge, of accounts under the control of Wood County Treasurer and furthermore state that the fund balance on deposit earning interest in accordance with the Wood County Investment Policy and Wood County Depository Contract.

Becky S. Burford
 Becky S. Burford, Wood County Treasurer

Presented, examined, and accepted at the regular term of Commissioners Court on this the 11th day of August 2017.

Bryan Jones
 Bryan Jones, County Judge

Virgil Hobbs
 Virgil Hobbs, Commissioner Precinct 1


Jerri Gaskill
 Jerri Gaskill, Commissioner Precinct 2

Mike Simmons
 Mike Simmons, Commissioner Precinct 3

Russell Akker
 Russell Akker, Commissioner Precinct 4

Hari Sellars
 Hari Sellars, Auditor

Kelley Price
 Kelley Price, County Clerk



**WOOD COUNTY, TEXAS
RECAP OF FUNDS BY BANK ACCOUNTS
FOR THE YEAR-TO-DATE ENDING JUNE 30, 2017**

Fund	Beginning Cash Balance	Y-T-D Receipts	Y-T-D Disbursements	Transfers	Ending Balance	BankTexas Quitman	-----Allocation of Cash-----			Total Cash
							BankTexas CDARS	Non-Depository Banks	TexPool	
200 Road & Bridge CD Restricted	\$ 26,309.91	\$ 197.43	\$ -	\$ -	\$ 26,507.34	26,507.34				\$26,507.34
233 Sheriff Forfeiture Funds	3,201.53	1,937.88	(1,000.00)	-	4,139.41	4,139.41				4,139.41
401 Texas Comm. Dev. Program	-	109,851.65	(109,851.65)	-	0.00	0.00	0.00	0.00	0.00	0.00
601 Interest and Sinking	58,335.61	903.38	-	-	59,238.99	23,011.36	0.00	0.00	36,227.63	59,238.99
890 Pooled Funds	3,395,451.19	22,465,053.03	(17,125,781.21)	5,337,887.96	14,072,610.97	13,568,095.54	0.00	0.00	504,515.43	14,072,610.97
890 Pooled CDs	20,050,316.03	129,624.00	-	(5,337,887.96)	14,842,052.07	2,328,130.36	11,774,250.10	739,671.61	0.00	14,842,052.07
895 Health Plan Fund	522,574.32	1,926,830.57	(1,919,076.34)	(444,989.89)	85,338.66	84,183.50	0.00	0.00	1,155.16	85,338.66
895 Health Plan Fund MMKT	-	1,756.88	-	630,000.00	631,756.88	631,756.88	0.00	0.00	0.00	631,756.88
895 Health Plan CDs	1,206,243.57	8,944.84	-	(185,010.11)	1,030,178.30	821,291.35	208,886.95	0.00	0.00	1,030,178.30
898 MRP/DPC Clearing	9,703.81	32,535.28	(29,529.52)	-	12,709.57	12,709.57	0.00	0.00	0.00	12,709.57
District Clerk Clearing	25,812.84	266,374.86	(264,981.87)	-	27,205.83	27,205.83	0.00	0.00	0.00	27,205.83
JP1 Clearing Account	19,094.75	216,810.92	(201,952.29)	-	33,953.38	33,953.38	0.00	0.00	0.00	33,953.38
JP2 Clearing Account	15,143.16	116,427.09	(120,114.69)	-	11,455.56	11,455.56	0.00	0.00	0.00	11,455.56
JP3 Clearing Account	15,317.60	190,904.57	(183,505.00)	-	22,717.17	22,717.17	0.00	0.00	0.00	22,717.17
JP4 Clearing Account	6,841.50	71,648.33	(71,954.93)	-	6,534.90	6,534.90	0.00	0.00	0.00	6,534.90
RV Park Clearing Account	271.00	10,555.50	(10,826.50)	-	0.00	0.00	0.00	0.00	0.00	0.00
Treasurer's Credit Card	-	461.50	(461.50)	-	0.00	0.00	0.00	0.00	0.00	0.00
999 USVSWMD CD Restricted*	<u>12,628.75</u>	<u>94.77</u>	<u>0.00</u>	<u>0.00</u>	<u>12,723.52</u>	<u>12,723.52</u>	<u>0.00</u>	<u>0.00</u>	<u>0.00</u>	<u>12,723.52</u>
Grand Total	<u>\$25,367,245.57</u>	<u>\$25,550,912.48</u>	<u>\$ (20,039,035.50)</u>	<u>0.00</u>	<u>\$ 30,879,122.55</u>	<u>\$ 17,614,415.67</u>	<u>\$ 11,983,137.05</u>	<u>\$ 739,671.61</u>	<u>\$ 541,898.22</u>	<u>\$ 30,879,122.55</u>

*Non-County Funds

SECURITIES PLEDGED TO WOOD COUNTY, TEXAS
Report as of June 30, 2017

ID	Pledge Date	Description	CUSIP	Maturity Date	Current Par	Market Value 31-May-17	Market Value 30-Jun-17
	02/07/2013	Waco TX ISD	929845RP2	8/15/19	145,000	151,599	151,261
	12/30/2014	Mineola, TX	602771JG3	9/1/19	165,000	176,669	176,137
	02/07/2013	Anahuac TX ISD	032645CZ4	2/15/20	100,000	109,073	108,782
	02/07/2013	Angelina Cnty TX	034717KW7	2/15/20	155,000	157,399	157,404
	02/07/2013	Arlington TX ISD	041826XC7	2/15/20	100,000	105,242	104,982
	12/30/2014	Diboll CTFS OBLIGA	252867KU9	2/15/20	80,000	81,871	81,856
	02/07/2013	Ector TX ISD	279272CQ9	2/15/20	110,000	115,564	115,372
	02/07/2013	Jasper TX ISD	471844HP8	2/15/20	105,000	113,478	113,206
	12/30/2014	Ennis CTFS OBLIG	293425VN1	8/1/20	100,000	104,707	104,720
	02/01/2013	Sanger TX	800876DH4	8/1/20	100,000	105,096	104,812
	01/05/2015	Beeville-CTFS	077131JG6	8/15/20	70,000	71,420	71,388
	02/06/2013	Keller TX	487684U91	8/15/20	140,000	140,675	140,442
	02/01/2013	Lone Oak TX ISD	542218GA4	8/15/20	195,000	199,577	199,473
	12/31/2014	Sulphur Springs-Ref TX	865525QZ5	9/1/20	180,000	181,757	181,958
	12/31/2014	Upton CO-Ref TX	916813AY4	2/1/21	100,000	103,012	103,279
	12/31/2014	Arlington ISD Bldg	041826XP8	2/5/21	150,000	161,602	161,305
	12/31/2014	El Campo ISD	282783FP9	2/15/21	175,000	184,999	184,928
	02/06/2013	Jasper TX ISD	471844HQ6	2/15/21	105,000	116,004	115,857
	02/09/2013	Ferris TX	31569CT3	3/1/21	105,000	109,989	109,844
	12/31/2014	Caldwell Cnty	129006FH0	8/1/21	60,000	62,653	62,689
	12/31/2014	Beeville-CTFS	077131JH4	8/15/21	70,000	72,741	72,785
	12/31/2014	Krum TX	501080DZ5	8/15/21	100,000	111,549	111,475
	12/31/2014	Celina-CTFS OBLG	151141MH8	9/1/21	70,000	74,026	74,260
	02/07/2013	West Univ Place TX	956398QW4	2/1/22	100,000	107,542	107,512
	02/07/2013	Japser TX ISD	471844HR4	2/15/22	110,000	124,234	124,323
	02/07/2013	Ferris TX	315669CU0	3/1/22	110,000	115,174	114,986
	12/31/2014	Lake Jackson Wtr/SWR	510066NW9	4/15/23	100,000	104,781	104,545
	08/03/2015	Nursery ISD SC	67058DBK6	8/15/23	160,000	170,296	170,867
	12/31/2014	Washington Jr. Clg	938688TG3	10/1/23	100,000	109,324	108,997
	11/05/2015	FNMA 10YR	31418A6V5	2/1/24	1,361,597	1,438,716	1,405,334
	12/31/2014	Watauga-CTFS	941097PA9	2/1/24	100,000	103,718	104,481
	12/31/2014	Belton ISD	081077WG0	2/15/24	100,000	103,121	103,144
		NE TX Cmnty Clg	6643788EE5	4/1/24	175,000	188,841	189,240
	12/31/2014	Beeville-CTFS	077131JM3	8/15/25	155,000	169,909	171,469
	12/31/2014	Watauga-CTFS	941097PE1	2/1/28	105,000	110,381	111,106
	05/31/2017	Wylie-Ref Tx	983064TW6	2/15/29	625,000	663,819	667,788
	07/01/2016	Bowie ISD	102529HM9	8/15/30	405,000	414,275	418,454
	05/31/2017	Arlington ISD TX	41826B49	2/15/34	310,000	323,284	324,000
	04/28/2017	Arlington ISD Bldg	41826S90	02/15/2035	415,000	\$441,348	\$445,498
					\$7,111,597	\$7,499,465	\$7,479,959

0 0 0

Total BankTexas Account Balances as of report date: \$ 6,523,061 \$ 6,698,493
114.97% 111.67%


NOTE: FDIC insurance coverage is in addition to listed securities.

WOOD COUNTY, TEXAS

INVESTMENT ACTIVITY FOR JUNE 30, 2017

06/30/2017

CD ID	Description	Bank	Acct	Original Principal	Prior Balance		Purchases/Deposits	Interest Credited	Withdrawals	Current Balance		This Month's		Accumulated	
					05/31/2017					06/30/2017	Unpaid Interest	Unpaid Interest			
16	*7485 DPC 12 MONTH	BTH	DPC	\$ 500,000.00	\$ 521,440.38			\$ 442.87		\$ 521,883.25	\$ 300.26	\$ 300.26			
17	*7507 DPC 12 MONTH	BTH	DPC	250,000.00	260,720.21			221.43		260,941.64	150.13	150.13			
18	*7523 HP 12 MONTH	BTH	HP	75,000.00	78,216.01			66.43		78,282.44	45.03	45.03			
58	*182 DPC 365 DAY	CNB	DPC	124,200.00	124,540.89			0.00		124,540.89	60.05	148.25			
59	*183 DPC 365 DAY	CNB	DPC	124,200.00	124,540.89			0.00		124,540.89	60.05	148.25			
60	*884 DPC 365 DAY	FNBW	DPC	117,500.00	120,988.68			0.00		120,988.68	68.98	168.13			
61	*885 DPC 365 DAY	FNBW	DPC	117,500.00	120,988.68			0.00		120,988.68	68.98	168.13			
96	*4149 365 DAY	BTH	DPC	500,000.00	511,753.95			420.62		512,174.57	14.03	14.03			
97	*4160 365 DAY	BTH	HP	127,500.00	130,497.25			107.26		130,604.51	3.57	3.57			
123	CD 24 month	BTH	DPC	500,000.00	516,061.41			504.04		516,565.45	296.95	296.95			
124	CD 24 month	BTH	DPC	500,000.00	516,061.41			504.04		516,565.45	296.95	296.95			
149	CDARS 104 Week	BTH	DPC	402,252.00	411,584.94			0.00	(411,584.94)	0.00	0.00	0.00			
154	CDARS 104 Week	BTH	DPC	705,002.00	719,928.91			680.81		720,609.72	0.00	0.00			
156	CDARS 104 Week	BTH	DPC	402,505.00	410,862.46			385.15		411,247.61	0.00	0.00			
162	CDARS 104 Week	BTH	DPC	402,507.00	410,056.80			384.39		410,441.19	0.00	0.00			
163	CDARS 104 Week	BTH	HP	101,000.00	102,871.96			96.43		102,968.39	0.00	0.00			
167F	CDARS 30 Month	BTH	DPC	515,000.00	524,959.64			764.24		525,723.88	0.00	0.00			
168	CDARS 104 Week	BTH	HP	101,001.00	102,540.02			84.31		102,624.33	0.00	0.00			
170	CDARS 104 Week	BTH	DPC	405,500.00	411,137.93			338.05		411,475.98	0.00	0.00			
171E	CDARS 30 Month	BTH	DPC	620,000.00	631,589.31			898.68		632,487.99	0.00	0.00			
172E	CDARS 30 Month	BTH	DPC	260,000.00	264,860.01			376.87		265,236.88	0.00	0.00			
173E	CDARS 30 Month	BTH	DPC	415,000.00	422,617.11			601.34		423,218.45	0.00	0.00			
174E	CDARS 30 Month	BTH	DPC	415,001.00	422,618.12			601.34		423,219.46	0.00	0.00			
175E	CDARS 30 Month	BTH	DPC	415,002.00	422,619.15			601.34		423,220.49	0.00	0.00			
179d & 179E	CDARS 30 Month	BTH	DPC	405,502.00	412,639.22			611.70		413,250.92	0.00	0.00			
180	*249 DPC 182 DAY	PROS	DPC	247,500.00	248,612.47			0.00		248,612.47	98.08	370.87			
181D	CDARS 30 Month	BTH	HP	260,000.00	263,855.74			384.13		264,239.87	0.00	0.00			
182A	CDARS 13 Month	BTH	DPC	710,005.00	716,049.11			467.05	(716,516.16)	0.00	0.00	0.00			
183	CDARS 104 Week	BTH	DPC	407,252.00	411,649.27			338.47		411,987.74	0.00	0.00			
184 & 184A	CDARS 13 Month	BTH	HP	108,000.00	108,919.39			71.04	(108,990.43)	0.00	0.00	0.00			
185 & 185A	CDARS 13 Month	BTH	HP	109,000.00	109,892.03			35.83		109,927.86	40.96	40.96			
186 & 186A	CDARS 13 Month	BTH	DPC	710,006.00	715,816.65			233.41		716,050.06	266.84	266.84			
187	CDARS 13 Month	BTH	DPC	405,503.00	408,621.76			285.57		408,907.33	0.00	0.00			
188	CDARS 13 Month	BTH	HP	110,000.00	110,791.82			77.43		110,869.25	0.00	0.00			
189	CDARS 13 Month	BTH	DPC	710,001.00	714,645.73			499.45		715,145.18	0.00	0.00			
190	CDARS 52 Week	BTH	DPC	710,002.00	713,496.31			375.41		713,871.72	0.00	0.00			
191	CDARS 13 Month	BTH	DPC	710,003.00	714,531.26			499.37		715,030.63	0.00	0.00			
192	CDARS 13 Month	BTH	DPC	710,004.00	714,415.79			499.28		714,915.07	0.00	0.00			
193	CDARS 13 Month	BTH	DPC	405,504.00	407,957.19			285.12		408,242.31	0.00	0.00			
194B & 194C	CDARS 30 Month	BTH	DPC	405,504.00	408,354.76			1,611.73		409,966.49	189.06	189.06			
195	CDARS 13 Month	BTH	HP	130,000.00	130,570.40			91.25		130,661.65	0.00	0.00			
196	CDARS 30 Month	BTH		750,000.00	0.00	750,000.00		0.00		750,000.00	615.02	615.02			
197	CDARS 30 Month	BTH		750,001.00	0.00	750,001.00		0.00		750,001.00	615.03	615.03			
Restricted	RB CD *1703 RRC	BTH*	DPC	25,000.00	26,484.85			22.49		26,507.34	4.35	4.35			
Restricted	USV CD *1639 TCEQ	BTH*	DPC	12,000.00	12,712.72			10.80		12,723.52	2.43	2.43			
Total CDs				\$ 16,886,457.00	\$ 15,634,072.59	\$ 1,500,001.00	\$ 14,479.17	\$(1,237,091.53)	\$ 15,911,461.23	\$ 3,196.75	\$ 3,844.24				
TEXPOOL				222			0.00		290,548.93						
Deposit Pooled Cash					\$ 504,150.04	\$ -	\$ 365.39	\$ -	\$ 504,515.43	n/a	n/a				
Interest & Sinking					36,201.43		26.20		36,227.63	n/a	n/a				
Health Plan					1,154.26		0.90		1,155.16	n/a	n/a				
Total Pools					\$ 541,505.73	\$ -	\$ 392.49	\$ -	\$ 541,898.22						
Money Market Account															
Deposit Pooled Account					626,037.57		817.91	(676.95)	626,178.53						
Health Plan Account					505,938.97	125,000.00	817.91	0.00	631,756.88	n/a	n/a				
Total Money Market Accounts					1,131,976.54	125,000.00	1,635.82	(676.95)	1,257,935.41						
Insured Cash Sweeps Accounts															
Deposit Pooled Cash				n/a	\$ 10,752,658.97	\$ 2,000,271.98	\$ 17,177.21	\$(2,068,056.79)	\$ 10,702,051.37	n/a	n/a				
Accounts Payable Cash				n/a	1,392,965.62	531,030.56	1,231.06	(504,161.00)	1,421,066.24	n/a	n/a				
Payroll Cash				n/a	1,505,315.33	800,000.00	1,034.70	(930,319.60)	1,376,030.43	n/a	n/a				
Health Plan				n/a	142,062.42	303,229.82	185.36	(360,812.73)	84,684.87	n/a	n/a				
Total Sweeps					\$ 13,793,002.34	\$ 3,634,532.36	\$ 19,628.33	\$(3,863,350.12)	\$ 13,583,812.91						
Total Investments				215	\$ 31,100,557.20	\$ 5,259,533.36	\$ 36,135.81	\$(5,101,118.60)	\$ 31,295,107.77	\$ 3,196.75	\$ 3,844.24				
					0.00										

Investments By Type		
BT - Traditional CD	\$ 2,537,017.31	8.11%
BT - CDARS	12,595,541.45	40.25%
Non-Depository CD	739,671.61	2.36%
BT-Restricted CD	39,230.86	0.13%
BT-ICS *	13,583,812.91	43.41%
Money Market Accts	1,257,935.41	4.02%
Pools	541,898.22	1.73%
Total	\$ 31,295,107.77	100.00%
	0.00	
* Does not include In-transit items which can be either positive or negative.		
Note	BT* - BankTexas is the county's placement bank for both CDARS and ICS accounts into other FDIC covered banks. For bank details use Supplement Investment Schedule.	
I hereby submit the above report in addition to attached Supplement Investment Schedule as the written report of investment transactions for all invested funds held by Wood County Treasurer for period shown above and certify that these investments are in compliance with the local investment policy and Public Funds Investment Act.		
		
Becky S. Burford, Wood County Treasurer Wood County Investment Officer		

WOOD COUNTY, TEXAS
Supplement Investment Schedule
Summary of FDIC-Insured Institutions
Outside of Depository Bank
06/30/2017

<u>Bank</u>	<u>Balance</u>	<u>Reference</u>	<u>Recap By Type</u>	<u>Totals</u>	
macfatridge					
City National Bank	\$ 249,081.78	CD 58& 59	Local CD	\$ 739,671.61	
First National Bank-Winnsboro, TX	241,977.36	CD 60& 61	Insured Cash Sweeps	13,583,812.91	0.00
Prosperity Bank	248,612.47	CD #180	CDARS	12,595,541.45	0.00
Capital Bank	242,757.91	CDARS#154		\$ 26,919,025.97	
TIAA, FSB	53,300.08	CDARS#154			
MB Financial Bank, N.A.	242,757.91	CDARS#154			
The Union Bank Company	181,793.82	CDARS#154			
Iberiabank	168,589.00	CDARS#156			
Merrick Bank	242,658.61	CDARS#156			
Crestmark Bank	26,011.82	CDARS#162			
First Bank of Berne	139,698.49	CDARS#162			
WestBanco Bank, Inc.	244,730.88	CDARS#162			
First Community Bank-Batesville	102,968.39	CDARS#163			
Bank of Hope	27,831.36	CDARS#167F			
East West Bank	248,946.26	CDARS#167F			
First Dakota National Bank	248,946.26	CDARS#167F			
Morris Bank	102,624.33	CDARS#168			
Bank of Blue Valley	50,736.87	CDARS#170			
Business First Bank	42,093.79	CDARS#170			
Landmark Bank, National Associat	216,646.42	CDARS#170			
WashingtonFirst Bank	101,998.90	CDARS#170			
Bank of the Cascades	133,789.09	CDARS#171E			
Bank Hapoalim, B.M.	249,349.45	CDARS#171E			
Franklin Synergy Bank	249,349.45	CDARS#171E			
American National Bank & Trust C	59,198.79	CDARS#172E			
Bank of the Cascades	115,560.37	CDARS#172E			
Bank of America, N. A.	90,477.72	CDARS#172E			
Androscoggin Savings Bank	146,614.68	CDARS#173E			
Magnolia Bank, incorporate	29,869.06	CDARS#173E			
TriState Capital Bank	246,734.71	CDARS#173E			
Lincoln Savings Bank	174,955.80	CDARS#174E			
Signature Bank	248,263.66	CDARS#174E			
Androscoggin Savings Bank	101,648.97	CDARS#175E			
Great Southern Bank	248,263.66	CDARS#175E			
Lincoln Savings Bank	73,307.86	CDARS#175E			
InterBank	164,457.93	CDARS#179E			
Northern Bank & Trust Company	248,792.99	CDARS#179E			
SussexBank	86,818.22	CDARS#181D			
TIAA, FSB	177,421.65	CDARS#181D			
BankFirst	94,846.24	CDARS#183			
Citizens Savings Bank and Trust C	76,879.72	CDARS#183			
First Western Trust Bank	240,261.78	CDARS#183			
Sovereign Bank	104,195.66	CDARS#185A			
The Business Bank of Saint Louis	5,732.20	CDARS#185A			
Allegiance Bank	224,782.26	CDARS#186A			
The Business Bank of Saint Louis	242,767.80	CDARS#186A			
West Gate Bank	248,500.00	CDARS#186A			
Colony Bank	243,023.27	CDARS#187			
KS StateBank	8,167.65	CDARS#187			
West Bank	157,716.41	CDARS#187			
Central Valley Community Bank	110,869.25	CDARS#188			
Amarillo National Bank	245,264.23	CDARS#189			
LegacyTexas Bank	20,646.53	CDARS#189			
Liberty Bank and Trust Company	7,418.91	CDARS#189			
Southern States Bank	245,264.23	CDARS#189			
SpiritBank	196,551.28	CDARS#189			
First Capital Bank of Texas, N.A.	244,827.15	CDARS#190			
Israel Discount Bank of New York	244,827.15	CDARS#190			
LegacyTexas Bank	224,217.42	CDARS#190			
Bank Independent	245,224.24	CDARS#191			
Crestmark Bank	216,009.85	CDARS#191			
EagleBank	199,404.08	CDARS#191			
Lewis & Clark Bank	54,392.48	CDARS#191			
First Community Bank	247,701.57	CDARS#192			
First National Bank of North Arkas	219,511.93	CDARS#192			
Progress Bank and Trust	247,701.57	CDARS#192			
BNC National Bank	163,097.98	CDARS#193			
Old Line Bank	245,144.33	CDARS#193			
Genesee Regional Bank	159,942.24	CDARS#194C			
TriState Capital Bank	1,524.25	CDARS#194C			
Univest Bank and Trust Co.	248,500.00	CDARS#194C			
Cedar Rapids Bank and Trust Co	130,661.65	CDARS#195			
Community National Bank	248,500.00	CDARS#196			
InterBank	84,235.74	CDARS#196			
Landmark Bank, National Associat	12,000.00	CDARS#196			
SmartBank	248,500.00	CDARS#196			
Yampa Valley Bank	156,764.26	CDARS#196			
Seaside National Bank & Trust	248,500.00	CDARS#197			
The Bryn Mawr Trust Company	248,500.00	CDARS#197			
The Camden National Bank	248,500.00	CDARS#197			
Yampa Valley Bank	4,501.00	CDARS#197			
4214 BOKF, National Association	245,356.00	ICS-DPC			
18408 Bankgor Savings Bank	245,356.00	ICS-DPC			
23826 Bank of Jackson Hole	245,356.00	ICS-DPC			

WOOD COUNTY, TEXAS
Supplement Investment Schedule
Summary of FDIC-Insured Institutions
Outside of Depository Bank

06/30/2017

Bank	Balance	Reference	Recap By Type	Totals
18012 Bank of New Hampshire	0.00	ICS-DPC		
110 Bank of the Ozarks	245,356.00	ICS-DPC		
58979 BankUnited	245,355.99	ICS-DPC		
23621 Berkshire Bank	245,356.00	ICS-DPC		
Boff Federal Bank	245,036.68	ICS-DPC		
24811 Boston Private Bank & Trust	320.35	ICS-DPC		
Bremer Bank, National Association	142.05	ICS-DPC		
Cadence Bank, N.A.	237.16	ICS-DPC		
11241 Centennial Bank	296.59	ICS-DPC		
33555 CenterState of Florida, N.A.	296.59	ICS-DPC		
4534 Central Bank of St. Louis	245,317.29	ICS-DPC		
22683 CoBiz Bank	245,356.00	ICS-DPC		
57919 ConnectOne Bank	245,356.00	ICS-DPC		
29839 Crossroads Bank		ICS-DPC		
34444 Customers Bank	245,356.00	ICS-DPC		
Dubaque Bank and Trust Company	40.02	ICS-DPC		
58282 Eagle Bank	14.16	ICS-DPC		
58282 Empire National Bank	245,356.00	ICS-DPC		
58741 Fieldpoint Private Bank & Trust	245,356.00	ICS-DPC		
58769 First Arkansas Bank & Trust	218.74	ICS-DPC		
58769 First Community Financial Bank	1.08	ICS-DPC		
10248 First International Bank & Trust	245,344.77	ICS-DPC		
5452 First National Bank of Omaha	245,356.00	ICS-DPC		
34241 First Sentry Bank, Inc.	3.80	ICS-DPC		
4977 First Tennessee Bank, NA	305.75	ICS-DPC		
58564 Flushing Bank	245,356.00	ICS-DPC		
30788 Glacier Bank	245,356.00	ICS-DPC		
15289 Great Western Bank	245,356.00	ICS-DPC		
10359 Happy State Bank	245,356.00	ICS-DPC		
59070 HarborOne Bank	245,205.33	ICS-DPC		
58378 Icon Bank of Texas, National Association	245,035.64	ICS-DPC		
20989 Independence Bank	245,350.79	ICS-DPC		
3076 Independent Bank-McKinney	245,328.29	ICS-DPC		
3664 Illinois National Bank	107.02	ICS-DPC		
12874 Katahdin Trust Company	316.68	ICS-DPC		
Lafayette, Ambassador Bank	245,300.83	ICS-DPC		
18618 Manufacturers Bank	245,356.00	ICS-DPC		
34598 Mercantile Bank of Michigan	245,356.00	ICS-DPC		
8056 Merchants Bank of Indiana	150,214.84	ICS-DPC		
18429 Morton Community Bank	245,356.00	ICS-DPC		
32325 Mutual of Omaha Bank	245,356.00	ICS-DPC		
7230 NBT Bank, National Association	245,356.00	ICS-DPC		
58224 Northern California National Bank	245,213.94	ICS-DPC		
28866 Oritani Bank	245,356.00	ICS-DPC		
30401 Penn Community Bank	245,356.00	ICS-DPC		
35583 Pinnacle Bank	245,237.14	ICS-DPC		
35583 Pinnacle Bank	296.59	ICS-DPC		
23627 Republic Bank & Trust Company	296.58	ICS-DPC		
4178 Security Bank	245,112.45	ICS-DPC		
3890 Simmons Bank	25.03	ICS-DPC		
57348 SouthEast Bank	245,344.77	ICS-DPC		
57934 Stonegate Bank	245,356.00	ICS-DPC		
22918 The First Bank and Trust Company	245,354.86	ICS-DPC		
4779 The First National Bank of Syracuse	55.57	ICS-DPC		
6653 The Park National Bank	245,356.00	ICS-DPC		
23623 The Washington Trust Company of	245,356.00	ICS-DPC		
6548 U.S. Bank national Association	245,356.00	ICS-DPC		
6784 United Bank - Parkersburg	245,356.00	ICS-DPC		
22858 United Bank - Fairfax	245,356.00	ICS-DPC		
57512 Western Alliance Bank	245,356.00	ICS-DPC		
58479 Bank of Central Florida	245,235.04			
58532 First Florida Integrity Bank	245,233.87	ICS-AP		
7888 First National Bank of Pennsylvania	245,090.92	ICS-AP		
33905 Heritage Bank of Commerce	245,235.04	ICS-AP		
57777 Meridian Bank	97,666.19	ICS-AP		
Oakstar Bank	97,218.61	ICS-AP		
58142 The Bank of River Oaks	245,235.04	ICS-AP		
4697 The First National Bank of Hutchinson	151.53	ICS-AP		
29839 Crossroads Bank	20.86	ICS-HP		
6540 Farmers National Bank of Canfield	36.39	ICS-HP		
58532 First Florida Integrity Bank	1.16	ICS-HP		
First National Bank of Pennsylvania	89.38	ICS-HP		
659 Five Star Bank	22.05	ICS-HP		
58115 Oakstar Bank	84,482.21	ICS-HP		
16664 The Paducah Bank and Trust Company	0.01	ICS-HP		
2711 Traditional Bank, Inc.	12.81	ICS-HP		
45826 Atlantic Coast Bank	245,234.48	ICS-PAY		
29839 Crossroads Bank	21.63	ICS-PAY		
17437 Dacotah Bank	245,039.26	ICS-PAY		
6540 Farmers National Bank of Canfield	42.76	ICS-PAY		
7888 First National Bank of Pennsylvania	50.02	ICS-PAY		
35361 Five Star Bank - Rocklin CA	24.43	ICS-PAY		
34076 Illinois Bank & Trust	245,039.26	ICS-PAY		
57777 Meridian Trust	86,676.69	ICS-PAY		

