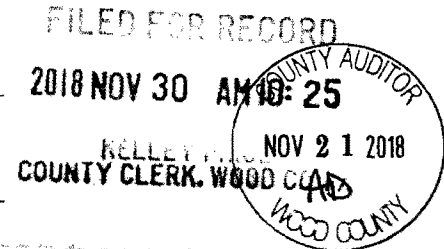


WOOD COUNTY, TEXAS
COMBINED STATEMENT OF CASH ACCOUNTS ACTIVITY
FOR THE MONTH ENDING SEPTEMBER 30, 2018



FUND CODE	FUND NAME	CASH BALANCE			TRANSFER	Net Change	CASH BALANCE
		8/31/2018	RECEIPTS	DISBURSEMENTS	IN/(OUT)		9/30/2018
BUDGETED FUNDS							
<u>OPERATING FUNDS</u>							
100	General	\$ 19,730,819.90	\$ 416,150.54	\$ (1,125,981.05)	\$ 7,294.81	\$ (702,535.70)	\$ 19,028,284.20
200	Road and Bridge Fund	3,391,393.09	115,651.47	(612,000.88)	(2,924.74)	(499,274.15)	2,892,118.94
270	Tobacco Settlement Fund	87,953.03	0.00	0.00	0.00	0.00	87,953.03
	Total Operating Funds	\$ 23,210,166.02	\$ 531,802.01	\$ (1,737,981.93)	\$ 4,370.07	\$ (1,201,809.85)	\$ 22,008,356.17
<u>SPECIAL REVENUE FUNDS</u>							
230	CC-Records Mgmt. & Preservation	661,440.01	14,285.30	(7,778.22)	0.00	6,507.08	667,947.09
231	General Records Mgmt. & Preservation	25,453.04	1,276.04	(525.77)	0.00	750.27	26,203.31
232	CC-Records Archive Fee	498,747.92	13,600.12	0.00	0.00	13,600.12	512,348.04
234	Courthouse Security	58,060.51	2,569.11	(54.95)	(1,750.00)	764.16	58,824.67
235	Hotel and Motel Tax	168,993.70	6,136.51	(976.95)	0.00	5,159.56	174,153.26
236	Child Welfare	4,217.57	6.88	(2,036.58)	0.00	(2,029.70)	2,187.87
238	Crime Victims Services	5,030.63	12.11	0.00	0.00	12.11	5,042.74
239	Justice Court Technology	71,981.55	1,016.47	(352.00)	0.00	664.47	72,646.02
240	DC-Records Mgmt & Preservation	22,023.14	387.86	(8.00)	0.00	379.86	22,403.00
241	JP Building Security Fee	28,670.45	277.11	(456.98)	0.00	(179.87)	28,490.58
242	Elections Special	52,289.41	125.85	0.00	0.00	125.85	52,415.26
243	Guardianship	50,152.28	601.65	0.00	0.00	601.65	50,753.93
244	CC-Technology	6,353.57	83.42	0.00	0.00	83.42	6,436.99
245	DC-Technology	13,367.23	328.14	0.00	0.00	328.14	13,695.37
246	DC-Records Archive Fee	45,891.11	751.85	0.00	0.00	751.85	46,642.96
247	DC-CT Records Preservation	29,824.58	261.99	0.00	0.00	261.99	30,086.57
260	Law Library	38,134.18	1,618.88	0.00	0.00	1,618.88	39,753.06
305	Constable Forfeiture	2,305.01	5.57	0.00	0.00	5.57	2,310.58
	Total Special Revenue Funds	\$ 1,782,935.89	\$ 43,344.86	\$ (12,189.45)	(\$1,750.00)	\$ 29,405.41	\$ 1,812,341.30
<u>OTHER FUNDS</u>							
250	Right of Way	839,540.24	2,074.58	0.00	0.00	2,074.58	841,614.82
281	Community Supervision & Corr.	402,042.07	47,236.98	(35,811.42)	0.00	11,425.56	413,467.63
290	Juvenile Probation Department	7,552.01	0.00	(16,826.17)	0.00	(16,826.17)	(9,274.16)
892	Historical Commission	51,223.40	136.84	(400.44)	0.00	(263.60)	50,959.80
	Total Other Funds	\$ 1,300,357.72	\$ 49,448.40	\$ (53,036.03)	\$ -	\$ (3,589.63)	\$ 1,296,768.09
	TOTAL BUDGETED FUNDS	\$ 26,293,459.63	\$ 624,595.27	\$ (1,803,209.41)	\$ 2,620.07	\$ (1,175,994.07)	\$ 25,117,465.56
NON-BUDGETED AND NON-COUNTY FUNDS							
880	Treasurer's State Fees	32,532.10	36,257.23	0.00	0.00	36,257.23	68,789.33
891	Payroll Fund	324,085.68	0.00	253.14	0.00	253.14	324,338.82
999	Upper Sabine Valley Waste Mgmt	662,649.72	11,832.56	(36,467.23)	(152,620.07)	(177,254.74)	485,394.98
	TOTAL NON-BUDGETED FUNDS	\$ 1,019,267.50	\$ 48,089.79	\$ (36,214.09)	\$ (152,620.07)	\$ (140,744.37)	\$ 878,523.13
	TOTAL CASH IN POOLED ACCOUNTS	\$ 27,312,727.13	\$ 672,685.06	\$ (1,839,423.50)	\$ (150,000.00)	\$ (1,316,738.44)	\$ 25,995,988.69
CASH IN BANK - POOLED CASH ACCOUNTS							
890	AP Pooled Cash	1,025,228.63	2,010.19	(894,330.12)	975,000.00	82,680.07	1,107,908.70
890	Payroll Pooled Cash	1,060,088.37	1,775.45	(944,693.38)	890,000.00	(52,917.93)	1,007,170.44
890	Deposits Pooled Cash	12,608,614.81	634,548.10	0.00	(1,589,891.39)	(955,343.29)	11,653,271.52
890	CD Investments	2,357,294.31	3,055.04	0.00	0.00	3,055.04	2,360,349.35
890	CD Non-Depository	493,885.18	0.00	0.00	0.00	0.00	493,885.18
890	CDARS Investments	9,249,264.17	30,455.37	0.00	(425,108.61)	(394,653.24)	8,854,610.93
890	TexPool Pooled Investments	512,761.66	840.91	0.00	0.00	840.91	513,602.57
890	Jury Pooled Cash	5,580.00	0.00	(400.00)	0.00	(400.00)	5,180.00
	TOTAL CASH IN BANK - POOLED CASH ACCOUNTS	\$ 27,312,727.13	\$ 672,685.06	\$ (1,839,423.50)	(\$150,000.00)	\$ (1,316,738.44)	\$ 25,995,988.69
					0.00	0.00	

PAGE 2: SEPTEMBER 2018 MONTHLY REPORT

FUND CODE	FUND NAME	CASH BALANCE 8/31/2018	RECEIPTS	DISBURSEMENTS	TRANSFER IN/(OUT)	Net Change	CASH BALANCE 9/30/2018
CASH IN BANK - NON POOLED CASH ACCOUNTS - NON-BUDGETED, NON-COUNTY OR OTHER FUNDS							
BANKTEXAS ACCOUNTS							
200	Road & Bridge CD RRC Restricted	\$ 26,818.41	\$ 22.78	\$ 0.00	\$ 0.00	\$ 22.78	\$ 26,841.19
233	Sheriff's Forfeiture Fund (Budgeted)	2,849.21	581.00	0.00	-	581.00	3,430.21
401	Grant Fund	0.00	0.00	0.00	0.00	0.00	0.00
601	Interest & Sinking	24,811.23	134.43	0.00	0.00	134.43	24,945.66
895	Health Plan	425,967.83	215,065.65	(310,500.24)	0.00	(95,434.59)	330,533.24
895	Health Plan MMKT	(12.36)		0.00	0.00	0.00	(12.36)
895	Health Plan CD	211,341.79	175.88	0.00	0.00	175.88	211,517.67
895	Health Plan CDARS	781,561.29	1,993.09	0.00	0.00	1,993.09	783,554.38
898	MRP/DPC Clearing	7,456.95	3,785.14	(2,717.54)	0.00	1,067.60	8,524.55
	District Clerk Clearing	28,303.75	36,351.76	(29,047.75)	0.00	7,304.01	35,607.76
	JP1 Clearing	19,394.00	15,262.18	(21,496.20)	0.00	(6,234.02)	13,159.98
	JP2 Clearing	11,016.36	11,627.10	(12,019.37)	0.00	(392.27)	10,624.09
	JP3 Clearing	9,554.73	10,627.41	(10,985.56)	0.00	(358.15)	9,196.58
	JP4 Clearing	2,447.00	7,939.67	(6,257.67)	0.00	1,682.00	4,129.00
	RV Clearing	0.00	0.00	0.00	0.00	0.00	0.00
	Treasurer's Credit Card	915.45	0.00	(915.45)	0.00	(915.45)	(0.00)
999	USVSWMD Payroll Clearing	73,198.06	20,855.54	(27,760.31)	150,000.00	143,095.23	216,293.29
999	USVSWMD CD TCEQ Restricted	12,872.83	10.93	0.00	0.00	10.93	12,883.76
	TOTAL BANKTEXAS - NON POOLED CASH ACCOUNTS	\$ 1,638,496.53	\$ 324,432.56	\$ (421,700.09)	\$ 150,000.00	\$ 52,732.47	\$ 1,691,229.00
TEXPOOL ACCOUNTS							
601	Interest & Sinking	36,819.72	60.39	0.00	0.00	60.39	36,880.11
895	Health Plan	1,173.39	1.84	0.00	0.00	1.84	1,175.23
	TOTAL TEXPOOL - NON POOLED CASH ACCOUNTS	\$ 37,993.11	\$ 62.23	\$ 0.00	\$ 0.00	\$ 62.23	\$ 38,055.34
	TOTAL CASH IN BANK - NON POOLED CASH ACCOUNTS	\$ 1,676,489.64	\$ 324,494.79	\$ (421,700.09)	\$ 150,000.00	\$ 52,794.70	\$ 1,729,284.34
	TOTAL CASH IN BANK - ALL TREASURER'S ACCOUNTS	\$ 28,989,216.77	\$ 997,179.85	\$ (2,261,123.59)	\$ 0.00	\$ (1,263,943.74)	\$ 27,725,273.03

Miscellaneous Information 0.00
 Indebtedness as of 9/30/2018: \$0.00 Certificate of Obligation: None
 RB Line of Credit-Railroad Commission \$25,000 CD Secured - Current Balance Available \$26,841
 Bank Texas (including CDARS and ICS) \$ 26,679,729.94
 Non-Depository Investments 493,885.18
 TexPool: 551,657.91
 Total \$ 27,725,273.03
 Bank Texas Interest Income: Interest Rate .00%-2.46% \$ 30,987.16
 Certificates of Deposit: Interest Rates Varies 3,264.63
 CDARS Interest Income 32,448.46
 TexPool Interest Income: Interest Rate 2.00% 903.14
 Total Interest Income \$ 67,603.39 0.00

I, Becky S. Burford, County Treasurer, in and for the County of Wood, State of Texas, do hereby present the September 2018 Statement of Cash Accounts Activity, the attached Treasurer's Report of Cash Receipts and Disbursements, and the Report of Securities as true and correct statements, to the best of my knowledge, of accounts under the control of Wood County Treasurer and furthermore state that the fund balances are on deposit earning interest in accordance with the Wood County Investment Policy earning interest in accordance with the Wood County Depository Contract.

Becky S. Burford

 Becky S. Burford, Wood County Treasurer

Presented, examined, and accepted at the regular term of Commissioners Court on this the 2nd day of November 2018.

Bryan Jeanes

 Bryan Jeanes, County Judge

Virgil Holland, Jr.

 Virgil Holland, Jr. Commissioner Precinct 1

Jerry G. Hill

 Jerry G. Hill, Commissioner Precinct 2

Mike Simmons

 Mike Simmons, Commissioner Precinct 3

Russell Baker


 Russell Baker, Commissioner Precinct 4

Ferri Seligson

 Ferri Seligson, Auditor

Kelley Price

 Kelley Price, County Clerk




FILED FOR RECORD
 2018 NOV 30 AM 10: 25
 COUNTY CLERK, WOOD COUNTY, TEXAS

WOOD COUNTY, TEXAS
 RECAP OF FUNDS BY BANK ACCOUNTS
 FOR THE MONTH ENDING SEPTEMBER 30, 2018

Fund	Beginning Cash Balance	M-T-D Receipts	M-T-D Disbursements	Transfers	Ending Balance	BankTexas Quitman	Allocation of Cash			Total Cash
							BankTexas CDARS	Non-Depository Banks	TexPool	
200 Road & Bridge CD Restricted	\$ 26,818.41	\$22.78	\$0.00	\$0.00	\$26,841.19	\$26,841.19	\$0.00	\$0.00	\$0.00	\$26,841.19
233 Sheriff Forfeiture Fund	2,849.21	581.00	0.00	0.00	3,430.21	\$3,430.21				\$3,430.21
401 Texas Comm. Dev. Program	0.00	0.00	0.00	0.00	0.00	\$0.00	0.00	0.00	0.00	0.00
601 Interest and Sinking	61,630.95	194.82	0.00	0.00	61,825.77	24,945.66	0.00	0.00	36,880.11	61,825.77
890 Pooled Funds	15,212,283.47	639,174.65	(1,839,423.50)	275,108.61	14,287,143.23	13,773,540.66	0.00	0.00	513,602.57	14,287,143.23
890 Pooled CDs	12,100,443.66	33,510.41	0.00	(425,108.61)	11,708,845.46	2,360,349.35	8,854,610.93	493,885.18	0.00	11,708,845.46
895 Health Plan Fund	427,141.22	215,067.49	(310,500.24)	0.00	331,708.47	330,533.24	0.00	0.00	1,175.23	331,708.47
895 Health Plan Fund MMKT	(12.36)	0.00	0.00	0.00	(12.36)	(12.36)	0.00	0.00	0.00	(12.36)
895 Health Plan CDs	992,903.08	2,168.97	0.00	0.00	995,072.05	211,517.67	783,554.38	0.00	0.00	995,072.05
898 MRP/DPC Clearing	7,456.95	3,785.14	(2,717.54)	0.00	8,524.55	8,524.55	0.00	0.00	0.00	8,524.55
District Clerk Clearing	28,303.75	36,351.76	(29,047.75)	0.00	35,607.76	35,607.76	0.00	0.00	0.00	35,607.76
JP1 Clearing	19,394.00	15,262.18	(21,496.20)	0.00	13,159.98	13,159.98	0.00	0.00	0.00	13,159.98
JP2 Clearing	11,016.36	11,627.10	(12,019.37)	0.00	10,624.09	10,624.09	0.00	0.00	0.00	10,624.09
JP3 Clearing	9,554.73	10,627.41	(10,985.56)	0.00	9,196.58	9,196.58	0.00	0.00	0.00	9,196.58
JP4 Clearing	2,447.00	7,939.67	(6,257.67)	0.00	4,129.00	4,129.00	0.00	0.00	0.00	4,129.00
RV Park Clearing	0.00	0.00	0.00	0.00	0.00	0.00	0.00	0.00	0.00	0.00
Treasurer's Credit Card	915.45	0.00	(915.45)	0.00	0.00	(0.00)	0.00	0.00	0.00	(0.00)
999 USVSWMD Payroll Clearing	73,198.06	20,855.54	(27,760.31)	150,000.00	216,293.29	216,293.29	0.00	0.00	0.00	216,293.29
999 USVSWMD CD Restricted*	12,872.83	10.93	0.00	0.00	12,883.76	12,883.76	0.00	0.00	0.00	12,883.76
Grand Total	\$ 28,989,216.77	\$ 997,179.85	\$ (2,261,123.59)	\$ (0.00)	\$ 27,725,273.03	\$ 17,041,564.63	\$ 9,638,165.31	\$ 493,885.18	\$ 551,657.91	\$ 27,725,273.03
*Non-County Funds										

**WOOD COUNTY, TEXAS
COMBINED STATEMENT OF CASH ACCOUNTS ACTIVITY
FOR THE YEAR-TO-DATE THROUGH SEPTEMBER 30, 2018**



FILED FOR RECORD
2018 NOV 30 AM 10:25
COUNTY CLERK WOOD CO TX

FUND CODE	FUND NAME	PRIOR-YEAR		REVISED		TRANSFER		Net Change	CASH BALANCE 9/30/2018
		CASH BALANCE 10/01/2017	RECLASSES	CASH BALANCE 10/01/2017	RECEIPTS	DISBURSEMENTS	IN/(OUT)		
BUDGETED FUNDS									
OPERATING FUNDS									
100	General	\$ 17,633,503.05	\$ (13,722.22)	\$ 17,619,780.83	\$ 16,320,887.28	\$ (14,998,358.64)	\$ 85,974.73	\$ 1,408,503.37	\$ 19,028,284.20
200	Road and Bridge Fund	3,648,036.53	0.00	3,648,036.53	5,759,237.19	(6,537,697.67)	24,542.89	(753,917.59)	2,892,118.94
270	Tobacco Settlement Fund	78,325.85	0.00	78,325.85	9,627.18	0.00	0.00	9,627.18	87,953.03
	Total Operating Funds	\$ 21,357,865.43	\$ (13,722.22)	\$ 21,344,143.21	\$ 22,089,751.65	\$ (21,536,056.31)	\$ 110,517.62	\$ 664,212.96	\$ 22,008,356.17
SPECIAL REVENUE FUNDS									
230	CC-Records Mgmt. & Preservation	574,021.23	7,762.22	581,783.45	138,867.24	(52,703.60)	0.00	86,163.64	667,947.09
231	General Records Mgmt. & Preservation	18,411.77	0.00	18,411.77	15,592.07	(7,800.53)	0.00	7,791.54	26,203.31
232	CC-Records Archive Fee	577,952.24	(2,100.00)	575,852.24	134,433.14	(197,937.34)	0.00	(63,504.20)	512,348.04
234	Courthouse Security	53,722.26	0.00	53,722.26	27,774.82	(3,719.80)	(18,952.61)	5,102.41	58,824.67
235	Hotel and Motel Tax	152,448.71	0.00	152,448.71	122,986.59	(97,316.91)	(3,965.13)	21,704.55	174,153.26
236	Child Welfare	1,126.22	0.00	1,126.22	6,862.56	(5,800.91)	0.00	1,061.65	2,187.87
238	Crime Victims Services	4,581.76	0.00	4,581.76	460.98	0.00	0.00	460.98	5,042.74
239	Justice Court Technology	65,842.83	0.00	65,842.83	12,713.61	(6,427.07)	516.65	6,803.19	72,646.02
240	DC-Records Mgmt. & Preservation	26,868.42	0.00	26,868.42	4,117.98	(8,583.40)	0.00	(4,465.42)	22,403.00
241	JP Building Security Fee	26,734.38	0.00	26,734.38	3,356.61	(1,303.56)	(296.85)	1,756.20	28,490.58
242	Elections Special	40,338.56	8,060.00	48,398.56	12,076.70	(8,060.00)	0.00	4,016.70	52,415.26
243	Guardianship	45,290.78	0.00	45,290.78	5,463.15	0.00	0.00	5,463.15	50,753.93
244	CC-Technology	5,097.92	0.00	5,097.92	1,339.07	0.00	0.00	1,339.07	6,436.99
245	DC-Technology	10,265.88	0.00	10,265.88	3,429.49	0.00	0.00	3,429.49	13,695.37
246	DC-Records Archive Fee	39,317.12	0.00	39,317.12	7,325.84	0.00	0.00	7,325.84	46,642.96
247	DC-CT Records Preservation	27,623.34	0.00	27,623.34	2,463.23	0.00	0.00	2,463.23	30,086.57
260	Law Library	26,112.93	0.00	26,112.93	17,650.80	(4,010.47)	0.00	13,640.33	39,753.06
305	Constable Forfeiture	2,166.87	0.00	2,166.87	1,401.62	(1,257.91)	0.00	143.71	2,310.58
	Total Special Revenue Funds	\$ 1,697,923.22	\$ 13,722.22	\$ 1,711,645.44	\$ 518,315.30	\$ (394,921.50)	(\$22,697.94)	\$ 100,695.86	\$ 1,812,341.30
OTHER FUNDS									
250	Right of Way	823,642.76	0.00	823,642.76	17,972.06	0.00	0.00	17,972.06	841,614.82
281	Community Supervision & Corr.	392,751.14	0.00	392,751.14	514,901.12	(490,584.63)	(3,600.00)	20,716.49	413,467.63
290	Juvenile Probation Department	(12,323.38)	0.00	(12,323.38)	279,951.00	(277,287.27)	385.49	3,049.22	(9,274.16)
892	Historical Commission	51,692.62	0.00	51,692.62	1,197.65	(6,930.47)	5,000.00	(732.82)	50,959.80
	Total Other Funds	\$ 1,255,763.14	\$ -	\$ 1,255,763.14	\$ 814,021.83	\$ (774,802.37)	\$ 1,785.49	\$ 41,004.95	\$ 1,296,768.09
	TOTAL BUDGETED FUNDS	\$ 24,311,551.79	\$ -	\$ 24,311,551.79	\$ 23,422,088.78	\$ (22,705,780.18)	\$ 89,605.17	\$ 805,913.77	\$ 25,117,465.56
NON-BUDGETED AND NON-COUNTY FUNDS									
880	Treasurer's State Fees	107,056.09	0.00	107,056.09	439,825.17	(426,156.33)	(51,935.60)	(38,266.76)	68,789.33
891	Payroll Fund	321,960.47	0.00	321,960.47	0.00	2,378.35	0.00	2,378.35	324,338.82
999	Upper Sabine Valley Waste Mgmt	645,776.17	0.00	645,776.17	910,591.98	(684,878.85)	(386,094.32)	(160,381.19)	485,394.98
	TOTAL NON-BUDGETED FUNDS	\$ 1,074,792.73	\$ -	\$ 1,074,792.73	\$ 1,350,417.15	\$ (1,108,656.83)	\$ (438,029.92)	\$ (196,269.60)	\$ 878,523.13
	TOTAL CASH IN POOLED ACCOUNTS	\$ 25,386,344.52	\$ -	\$ 25,386,344.52	\$ 24,772,505.93	\$ (23,814,437.01)	\$ (348,424.75)	\$ 609,644.17	\$ 25,995,988.69
CASH IN BANK - POOLED CASH ACCOUNTS									
890	AP Pooled Cash	1,595,582.22		1,595,582.22	25,056.37	(10,978,326.98)	10,465,597.09	(487,673.52)	1,107,908.70
890	Payroll Pooled Cash	1,423,668.97		1,423,668.97	23,645.65	(12,650,144.18)	12,210,000.00	(416,498.53)	1,007,170.44
890	Deposits Pooled Cash	9,375,364.68		9,375,364.68	24,414,962.65	0.00	(22,137,055.81)	2,277,906.84	11,653,271.52
890	CD Investments	2,334,394.77		2,334,394.77	25,954.58	0.00	0.00	25,954.58	2,360,349.35
890	CD Non-Depository	491,793.14		491,793.14	4,861.14	0.00	(2,769.10)	2,092.04	493,885.18
890	CDARS Investments	9,655,029.10		9,655,029.10	247,296.92	0.00	(1,047,715.09)	(800,418.17)	8,854,610.93
890	TexPool Pooled Investments	505,781.64		505,781.64	7,820.93	0.00	0.00	7,820.93	513,602.57
890	Jury Pooled Cash	4,730.00		4,730.00	0.00	(16,580.00)	17,040.00	460.00	5,190.00
	TOTAL CASH IN BANK - POOLED CASH ACCOUNTS	\$ 25,386,344.52	\$ -	\$ 25,386,344.52	\$ 24,749,598.24	\$ (23,645,051.16)	(\$494,902.91)	\$ 609,644.17	\$ 25,995,988.69

(0.00)

FUND CODE	FUND NAME	PRIOR-YEAR		REVISED		RECEIPTS	DISBURSEMENTS	TRANSFER IN(OUT)	Net Change	CASH BALANCE 9/30/2018
		CASH BALANCE 10/01/2017	RECLASSES	CASH BALANCE 10/01/2017						
CASH IN BANK - NON POOLED CASH ACCOUNTS - NON-BUDGE										
BANKTEXAS ACCOUNTS										
200	Road & Bridge CD RRC Restricted	\$ 26,574.21		\$ 26,574.21		\$ 266.98	\$ -	\$ -	\$ 266.98	\$ 26,841.19
233	Sheriff's Forfeiture Fund (Budgeted)	4,349.21		4,349.21		581.00	(4,902.91)	3,402.91	-919.00	3,430.21
401	Grant Fund	0.00		0.00		0.00	0.00	0.00	0.00	0.00
601	Interest & Sinking	23,216.61		23,216.61		1,729.05	0.00	0.00	1,729.05	24,945.66
895	Health Plan	23,451.64		23,451.64		3,004,203.52	(3,436,880.73)	739,758.81	307,081.60	330,533.24
895	Health Plan MMKT	644,830.59		644,830.59		7,369.36	0.00	(652,212.31)	(644,842.95)	(12.36)
895	Health Plan CD	209,413.90		209,413.90		2,103.77	0.00	0.00	2,103.77	211,517.67
895	Health Plan CDARS	852,720.68		852,720.68		18,380.20	0.00	(87,546.50)	(69,166.30)	783,554.38
898	MRP/DPC Clearing	9,126.36		9,126.36		48,339.99	(48,941.80)	0.00	(601.81)	8,524.55
	District Clerk Clearing	28,766.90		28,766.90		341,935.60	(335,094.74)	0.00	6,840.86	35,607.76
	JP1 Clearing	26,844.90		26,844.90		241,599.45	(255,284.37)	0.00	(13,684.92)	13,159.98
	JP2 Clearing	11,739.70		11,739.70		152,125.27	(153,240.88)	0.00	(1,115.61)	10,624.09
	JP3 Clearing	11,294.50		11,294.50		170,329.52	(172,427.44)	0.00	(2,097.92)	9,196.58
	JP4 Clearing	5,092.00		5,092.00		89,325.97	(90,288.97)	0.00	(963.00)	4,129.00
	RV Clearing	0.00		0.00		0.00	0.00	0.00	0.00	0.00
	Treasurer's Credit Card	0.00		0.00		98,297.99	(101,297.99)	3,000.00	(0.00)	(0.00)
999	USVSWMD Payroll Clearing	0.00		0.00		24,985.89	(297,192.60)	488,500.00	216,293.29	216,293.29
999	Sheriff's Forfeiture Fund (Budgeted)	12,755.62		12,755.62		128.14	0.00	0.00	128.14	12,883.76
	TOTAL BANKTEXAS - NON POOLED CASH ACCOUNTS	\$ 1,890,176.82	\$ -	\$ 1,890,176.82		\$ 4,201,701.70	\$ (4,895,552.43)	\$494,902.91	\$ (198,947.82)	\$ 1,691,229.00
TEXPOOL ACCOUNTS										
601	Interest & Sinking	36,318.52		36,318.52		561.59	0.00	0.00	561.59	36,880.11
895	Health Plan	1,157.92		1,157.92		17.31	0.00	0.00	17.31	1,175.23
	TOTAL TEXPOOL - NON POOLED CASH ACCOUNTS	\$ 37,476.44	\$ -	\$ 37,476.44		\$ 578.90	\$0.00	\$0.00	\$ 578.90	\$ 38,055.34
	TOTAL CASH IN BANK - NON POOLED CASH ACCOUNTS	\$ 1,927,653.26	\$ -	\$ 1,927,653.26		\$ 4,202,280.60	\$ (4,895,552.43)	\$494,902.91	\$ (198,368.92)	\$ 1,729,284.34
	TOTAL CASH IN BANK - ALL TREASURER'S ACCOUNTS	\$ 27,313,997.78	\$ -	\$ 27,313,997.78		\$ 28,951,878.84	\$ (28,540,603.59)	(\$0.00)	\$ 411,275.25	\$ 27,725,273.03
Miscellaneous Information										
Indebtedness as of 9/30/2018: \$0.00 Certificate of Obligation: None										
RB Line of Credit-Railroad Commission \$25,000 CD Secured - Current Balance Available \$26,841										
	Bank Texas (including CDARS and ICS)	Cash Balance				\$ 26,679,729.94				
	Non-Depository Investments	Cash Balance				493,885.18				
	TexPool:	Cash Balance				551,657.91				
	Total					\$ 27,725,273.03				
	Bank Texas Interest Income:					\$ 322,565.66				
	Certificates of Deposit:					33,314.41				
	CDARS Interest Income:					265,681.12				
	TexPool Interest Income:					8,399.83				
	Total Interest Income					\$ 629,961.02		0.00		

I, Becky S. Burford, County Treasurer, in and for the County of Wood, State of Texas, do hereby present the September 2018 Statement of Cash Accounts Activity, the attached Treasurer's Report of Cash Receipts and Disbursements, and the Report of Securities as true and correct statements, to the best of my knowledge, of accounts under the control of Wood County Treasurer and furthermore state that the fund balances are on deposit earning interest in accordance with the Wood County Investment Policy earning interest in accordance with the Wood County Depository Contract.

Becky S. Burford

 Becky S. Burford, Wood County Treasurer

Presented, examined, and accepted at the regular term of Commissioners Court on this the 2nd day of November 2018.

Bryan Jeanes

 Bryan Jeanes, County Judge

Virgil Holland Jr.

 Virgil Holland Jr. Commissioner Precinct 1

Jerry Gaskin

 Jerry Gaskin, Commissioner Precinct 2

Mike Johnsons

 Mike Johnsons, Commissioner Precinct 3

Bassel Acker


 Bassel Acker, Commissioner Precinct 4

Ferry Sellers

 Ferry Sellers, Auditor

Kelley Price

 Kelley Price, County Clerk



**WOOD COUNTY, TEXAS
 RECAP OF FUNDS BY BANK ACCOUNTS
 FOR THE YEAR-TO-DATE ENDING SEPTEMBER 30, 2018**

**FILED FOR RECORD
 2018 NOV 30 AM 10:26
 COUNTY CLERK, WOOD COUNTY, TEXAS**

Fund	Beginning Cash Balance	M-T-D Receipts	M-T-D Disbursements	Transfers	Ending Balance	BankTexas Quitman	-----Allocation of Cash-----			Total
							BankTexas CDARS	Non-Depository Banks	TexPool	
200 Road & Bridge CD Restricted	\$ 26,574.21	\$266.98	\$0.00	\$0.00	\$26,841.19	\$26,841.19	\$0.00	\$0.00	\$0.00	\$26,841.19
233 Sheriff Forfeiture Fund	4,349.21	581.00	(4,902.91)	3,402.91	3,430.21	3,430.21				3,430.21
401 Texas Comm. Dev. Program	0.00	0.00	0.00	0.00	0.00	-	0.00	0.00	0.00	0.00
601 Interest and Sinking	59,535.13	2,290.64	0.00	0.00	61,825.77	24,945.66	0.00	0.00	36,880.11	61,825.77
890 Pooled Funds	12,905,127.51	24,471,485.60	(23,645,051.16)	555,581.28	14,287,143.23	13,773,540.66	0.00	0.00	513,602.57	14,287,143.23
890 Pooled CDs	12,481,217.01	278,112.64	0.00	(1,050,484.19)	11,708,845.46	2,360,349.35	8,854,610.93	493,885.18	0.00	11,708,845.46
895 Health Plan Fund	24,609.56	3,004,220.83	(3,436,880.73)	739,758.81	331,708.47	330,533.24	0.00	0.00	1,175.23	331,708.47
895 Health Plan Fund MMKT	644,830.59	7,369.36	0.00	(652,212.31)	(12.36)	(12.36)	0.00	0.00	0.00	(12.36)
895 Health Plan CDs	1,062,134.58	20,483.97	0.00	(87,546.50)	995,072.05	211,517.67	783,554.38	0.00	0.00	995,072.05
898 MRP/DPC Clearing	9,126.36	48,339.99	(48,941.80)	0.00	8,524.55	8,524.55	0.00	0.00	0.00	8,524.55
District Clerk Clearing	28,766.90	341,935.60	(335,094.74)	0.00	35,607.76	35,607.76	0.00	0.00	0.00	35,607.76
JP1 Clearing	26,844.90	241,599.45	(255,284.37)	0.00	13,159.98	13,159.98	0.00	0.00	0.00	13,159.98
JP2 Clearing	11,739.70	152,125.27	(153,240.88)	0.00	10,624.09	10,624.09	0.00	0.00	0.00	10,624.09
JP3 Clearing	11,294.50	170,329.52	(172,427.44)	0.00	9,196.58	9,196.58	0.00	0.00	0.00	9,196.58
JP4 Clearing	5,092.00	89,325.97	(90,288.97)	0.00	4,129.00	4,129.00	0.00	0.00	0.00	4,129.00
RV Park Clearing	0.00	0.00	0.00	0.00	0.00	0.00	0.00	0.00	0.00	0.00
Treasurer's Credit Card	0.00	98,297.99	(101,297.99)	3,000.00	(0.00)	(0.00)	0.00	0.00	0.00	(0.00)
999 USVSWMD Payroll Clearing	0.00	24,985.89	(297,192.60)	488,500.00	216,293.29	216,293.29	0.00	0.00	0.00	216,293.29
999 USVSWMD CD Restricted*	<u>12,755.62</u>	<u>128.14</u>	<u>0.00</u>	<u>0.00</u>	<u>12,883.76</u>	<u>12,883.76</u>	<u>0.00</u>	<u>0.00</u>	<u>0.00</u>	<u>12,883.76</u>
Grand Total	\$ 27,313,997.78	\$ 28,951,878.84	\$ (28,540,603.59)	\$ (0.00)	\$ 27,725,273.03	\$ 17,041,564.63	\$ 9,638,165.31	\$ 493,885.18	\$ 551,657.91	\$ 27,725,273.03

*Non-County Funds

WOOD COUNTY, TEXAS
INVESTMENT ACTIVITY FOR SEPTEMBER 30, 2018

09/30/2018

CD ID	Description	Bank	Acct	Maturity Date	Original Principal	Prior Balance				Current Balance	This Month's	Accumulated
						08/31/2018	Purchases/Deposits	Interest Credited	Withdrawals	09/30/2018	Unpaid Interest	Unpaid Interest
16	*7485 DPC 12 MONTH	BTH	DPC	11/10/2018	\$ 500,000.00	\$ 528,007.39		\$ 448.44		\$ 528,455.83	\$ 304.04	\$ 304.04
17	*7507 DPC 12 MONTH	BTH	DPC	11/10/2018	250,000.00	264,003.69		224.22		264,227.91	152.02	152.02
18	*7523 HP 12 MONTH	BTH	HP	11/10/2018	75,000.00	79,201.07		67.27		79,268.34	45.60	45.60
58	*182 DPC 365 DAY	CNB	DPC	10/15/2018	124,200.00	124,565.35		0.00		124,565.35	98.12	306.12
59	*183 DPC 365 DAY	CNB	DPC	10/15/2018	124,200.00	124,565.35		0.00		124,565.35	98.12	306.12
60	*884 DPC 365 DAY	FNBW	DPC	10/16/2018	117,500.00	122,377.24		0.00		122,377.24	52.00	168.96
61	*885 DPC 365 DAY	FNBW	DPC	10/16/2018	117,500.00	122,377.24		0.00		122,377.24	52.00	168.96
96	*4149 365 DAY	BTH	DPC	12/31/2018	500,000.00	518,198.97		425.92		518,624.89	14.20	14.20
97	*4160 365 DAY	BTH	HP	12/31/2018	127,500.00	132,140.72		108.61		132,249.33	3.62	3.62
123	CD 24 month	BTH	DPC	08/13/2018	500,000.00	523,542.13		978.23		524,520.36	569.06	569.06
124	CD 24 month	BTH	DPC	08/13/2018	500,000.00	523,542.13		978.23		524,520.36	569.06	569.06
1711	CDARS 30 Month	BTH	DPC	09/06/2018	405,502.00	424,938.03		170.58	(425,108.61)	0.00	0.00	0.00
1811	CDARS 30 Month	BTH	HP	09/07/2018	260,000.00	271,692.94		702.07		272,395.01	0.00	0.00
194G & H	CDARS 30 Month	BTH	DPC	03/21/2019	405,504.00	419,154.18		3,072.98		422,227.16	402.26	402.26
196D & E	CDARS 30 Month	BTH	DPC	12/12/2019	750,000.00	766,808.14		5,621.77		772,429.91	1,204.59	1,204.59
197D & E	CDARS 30 Month	BTH	DPC	12/12/2019	750,001.00	766,809.15		5,621.77		772,430.92	1,204.59	1,204.59
198D	CDARS 30 Month	BTH	DPC	02/06/2020	750,001.00	769,691.13		1,988.91		771,680.04	0.00	0.00
198-2C	CDARS 30 Month	BTH	DPC	03/19/2020	750,003.00	767,668.58		1,904.20		769,572.78	0.00	0.00
199C	CDARS 30 Month	BTH	DPC	03/19/2020	750,004.00	767,669.59		1,904.22		769,573.81	0.00	0.00
200C & D	CDARS 30 Month	BTH	HP	03/19/2020	250,000.00	255,888.49		634.73		256,523.22	0.00	0.00
201C	CDARS 30 Month	BTH	DPC	04/30/2020	750,005.00	766,192.40		1,979.86		768,172.26	0.00	0.00
202B & C	CDARS 30 Month	BTH	DPC	06/11/2020	750,006.00	764,416.06		1,929.96		766,346.02	0.00	0.00
203B	CDARS 30 Month	BTH	DPC	08/06/2020	750,007.00	761,943.68		1,968.89		763,912.57	0.00	0.00
204B	CDARS 30 Month	BTH	HP	08/06/2020	250,001.00	253,979.86		656.29		254,636.15	0.00	0.00
205B	CDARS 30 Month	BTH	DPC	08/06/2020	750,008.00	761,944.68		1,968.89		763,913.57	0.00	0.00
206 & A	CDARS 30 Month	BTH	DPC	09/17/2020	750,008.00	756,013.77		1,161.67		757,175.44	0.00	0.00
207 & A	CDARS 30 Month	BTH	DPC	09/17/2020	750,009.00	756,014.78		1,161.67		757,176.45	0.00	0.00
Restricted	RB CD *1703 RRC	BTH*	DPC	03/26/2019	25,000.00	26,818.41		22.78		26,841.19	3.67	3.67
Restricted	USV CD *1639 TCEQ	BTH*	DPC	03/25/2019	12,000.00	12,872.83		10.93		12,883.76	2.11	2.11
Total CDs					\$ 12,793,959.00	\$ 13,133,037.98	\$ -	\$ 35,713.09	\$ (425,108.61)	\$ 12,743,642.46	\$ 4,775.06	\$ 5,424.98
TEXPOOL					WAM 409	0.00		(0.00)		(0.00)	0.00	0.00
Deposit Pooled Cash		TxP	DPC			\$ 512,761.66	\$ -	\$ 840.91	\$ -	\$ 513,602.57	n/a	n/a
Interest & Sinking		TxP	I&S			36,819.72		60.39		36,880.11	n/a	n/a
Health Plan		TxP	HP			1,173.39		1.84		1,175.23	n/a	n/a
Total Pools						\$ 550,754.77	\$ -	\$ 903.14	\$ -	\$ 551,657.91		
Money Market Account												
Deposit Pooled Account		BTH	DPC			0.00		0.00		0.00		
Health Plan Account		BTH	HP			0.00	0.00	0.00	0.00	0.00	n/a	n/a
Total Money Market Accounts						0.00	0.00	0.00	0.00	0.00		
Insured Cash Sweeps Accounts												
Deposit Pooled Cash		BTH*	Daily	n/a		\$ 11,982,259.57	\$ 1,034,347.83	\$ 24,744.10	\$ (2,014,960.00)	\$ 11,026,391.50	n/a	n/a
Accounts Payable Cash		BTH*	Daily	n/a		938,116.49	974,768.23	2,010.19	(842,280.84)	1,072,614.07	n/a	n/a
Payroll Cash		BTH*	Daily	n/a		1,070,403.72	579,376.02	1,775.45	(638,383.50)	1,013,171.69	n/a	n/a
Health Plan		BTH*	Daily	n/a		410,482.93	204,863.68	810.23	(142,405.28)	473,751.56	n/a	n/a
Total Sweeps						\$ 14,401,262.71	\$ 2,793,355.76	\$ 29,339.97	\$ (3,638,029.62)	\$ 13,585,928.82		
Total Investments					Total WAM days 392	\$ 28,085,055.46	\$ 2,793,355.76	\$ 65,956.20	\$ (4,063,138.23)	\$ 26,881,229.19	\$ 4,775.06	\$ 5,424.98

FILED FOR RECORD
2018 NOV 30 AM 10:26
COUNTY CLERK, WOOD COUNTY, TEXAS


Investments By Type

BT - Traditional CD	\$ 2,571,867.02	9.57%
BT - CDARS	9,638,165.31	35.85%
Non-Depository CD	493,885.18	1.84%
BT-Restricted CD	39,724.95	0.15%
BT-ICS *	13,585,928.82	50.54%
Money Market Accts	0.00	0.00%
Pools	551,657.91	2.05%
Total	\$ 26,881,229.19	100.00%
	0.00	

* Does not include in-transit items which can be either positive or negative.

Note BT* - BankTexas is the county's placement bank for both CDARS and ICS accounts into other FDIC covered banks. For bank details use Supplement Investment Schedule.

I hereby submit the above report in addition to attached Supplement Investment Schedule as the written report of investment transactions for all invested funds held by Wood County Treasurer for period shown above and certify that these investments are in compliance with the local investment policy and Public Funds Investment Act.


 Becky S. Burford, Wood County Treasurer
 Wood County Investment Officer

WOOD COUNTY, TEXAS
Supplement Investment Schedule
Summary of FDIC-Insured Institutions
Outside of Depository Bank

09/30/2018

Bank	Location	Balance	Reference	Recap By Type	Totals
City National Bank	Quitman, TX	\$ 249,130.70	CD 58& 59	Local CD	\$ 493,885.18
First National Bank-Winnsboro, TX	Winnsboro, TX	244,754.48	CD 60& 61	Insured Cash Sweeps	13,585,928.82
Bank Hapoalim B.M	New York, NY	117,886.25	CDARS#181I	CDARS	9,638,165.31
Independence Bank - Woburn	Woburn, MA	154,508.76	CDARS#181I		23,717,979.31
Business First Bank	Baton Rouge, LA	247,000.00	CDARS#194H		\$ (0.00)
Independent Bank - Ionia	Ionia, MI	61,375.41	CDARS#194H		
Veritex Community Bank	Dallas TX	113,851.75	CDARS#194H		
CUSB Bank	Cresco, IA	185,143.24	CDARS#196E		
Independence Bank - Havre	Havre, MT	93,286.67	CDARS#196E		
Lincoln Savings Bank	Cedar Falls, IA	247,000.00	CDARS#196E		
Optima Bank & Trust	Portsmouth, NH	247,000.00	CDARS#196E		
BSB Community Bank	Bayonne, NJ	216,574.16	CDARS#197E		
Centier Bank	Merrillville, IN	247,000.00	CDARS#197E		
CUSB Bank	Cresco, IA	61,856.76	CDARS#197E		
Union Bank & Trust	Lincoln, NE	247,000.00	CDARS#197E		
First National Bank of Omaha	Omaha, NE	248,128.70	CDARS#198D		
Isreal Discount Bank of New York	New York, NY	248,128.70	CDARS#198D		
MainStreet Bank	Fairfax, VA	27,293.94	CDARS#198D		
Signature Bank	New York, NY	248,128.70	CDARS#198D		
BOKF, National Association	Tulsa, OK	131,416.26	CDARS#198-2D		
Independent Bank - Ionia	Ionia, MI	185,801.44	CDARS#198-2D		
Mission Bank	Bakersfield, CA	205,119.75	CDARS#198-2D		
Wyoming Community Bank	Riverton, WY	247,235.33	CDARS#198-2D		
Andorscoggins Savings Bank	Lewistown, NE	242,275.46	CDARS#199D		
CF Bank, National Association	Worthington, OH	247,235.33	CDARS#199D		
Phenix-Girard Bank	Phenix City, AL	247,235.33	CDARS#199D		
Virginia National Bank	Charlottesville, VA	32,827.69	CDARS#199D		
Mission Bank	Bakersfield, CA	42,115.58	CDARS#200D		
Virginia National Bank	Charlottesville, VA	214,407.64	CDARS#200D		
Amarillo National Bank	Amarillo, TX	248,278.16	CDARS#201C		
Bank Hapoalim B.M.	New York, NY	130,391.91	CDARS#201C		
First Interstate Bank	Billings, MT	248,278.16	CDARS#201C		
Genesee Regional Bank	Rochester, NY	141,224.03	CDARS#201C		
Bank of America, N.A.	Charlotte, NC	4,757.41	CDARS#202C		
BCB Community Bank	Bayonne, NJ	30,473.29	CDARS#202C		
CIBC Bank USA	Chicago, IL	247,385.20	CDARS#202C		
First State Bank	Winschester, OH	247,385.20	CDARS#202C		
Great Plains National Bank	Elk City, OK	149,709.33	CDARS#202C		
Jersey Shore State Bank	Williamsport, PA	86,635.59	CDARS#202C		
Bank of America, N.A.	Charlotte, NC	243,356.99	CDARS#203B		
Centric Bank	Harrisburg, PA	248,128.70	CDARS#203B		
First United Bank and Trust Comp	Durant, OK	248,128.70	CDARS#203B		
The Bryn Mawr Trust Company	Bryn Mawr, PA	24,298.18	CDARS#203B		
Fortress Bank	Peoria, IL	30,805.63	CDARS#204B		
The Bryn Mawr Trust Company	Bryn Mawr, PA	223,830.52	CDARS#204B		
Fortress Bank	Peoria, IL	46,821.41	CDARS#205B		
Landmark Bank	Columbia, MO	248,128.70	CDARS#205B		
MainStreet Bank	Fairfax, VA	220,834.76	CDARS#205B		
The Washington Trust Company of Westerly		248,128.70	CDARS#205B		
Fortress Bank	Peoria, IL	168,828.31	CDARS#206A		
Howard Bank	Elliott City, MD	96,049.03	CDARS#206A		
MainStreet Bank	Marlborough, MA	246,149.05	CDARS#206A		
The Bank of Edwardsville	Edwardsville, IL	246,149.05	CDARS#206A		
BOKF, National Association	Tulsa, OK	114,778.33	CDARS#207A		
Howard Bank	Elliott City, MD	150,100.02	CDARS#207A		
LegacyTexas Bank	Plano, TX	246,149.05	CDARS#207A		
Live Oak Banking Company	Wilmington, NC	246,149.05	CDARS#207A		
Bank of Central Florida	Lakeland, FL	245,446.22	ICS-DPC		
Bank of New Hampshire	Laconia, NH	175.89	ICS-DPC		
Bank of Springfield	Springfield, IL	330.61	ICS-DPC		
Bank OZK	Little Rock, AR	245,479.02	ICS-DPC		
BankPlus	Belzoni, MS	49.30	ICS-DPC		
Banterra Bank	Marion, IL	245,495.55	ICS-DPC		
BB&T	Winston Salem, NC	245,495.55	ICS-DPC		
Berkshire Bank	Pittsfield, MA	49.32	ICS-DPC		
Blackhawk Bank	Beloit, WI	33.00	ICS-DPC		
Bremer Bank, National Association	South St. Paul, MN	379.94	ICS-DPC		
Busey Bank	Champaign, IL	245,446.22	ICS-DPC		
Cadence Bank, NA	Birmingham, AL	245,495.54	ICS-DPC		
CapStar Bank	Nashville, TN	0.05	ICS-DPC		
Centennial Bank	Conway, AR	245,495.55	ICS-DPC		
City National Bank of Florida	Miami, FL	245,495.55	ICS-DPC		
Commonwealth Bank and Trust Co	Louisville, KY	49.32	ICS-DPC		
Community Bank of Mississippi	Forest, MS	358.96	ICS-DPC		
Community Bank of the Chesapeake	Waldorf, MD	0.07	ICS-DPC		
DNB First, National Association	Dowington, PA	20,955.81	ICS-DPC		
East Boston Savings Bank	Peabody, MA	245,243.68	ICS-DPC		
Eastern Bank	Boston, MA	245,495.55	ICS-DPC		
EagleBank	Bethesda, MD	245,495.55	ICS-DPC		
Esquire Bank, National Association	Garden City, NY	247.85	ICS-DPC		
F & C Bank	Holden, MO	245,446.22	ICS-DPC		
Farmers and Merchants Bank	Milford, NE	53.13	ICS-DPC		
Fidelity Bank	Wichita, KS	0.04	ICS-DPC		
First American Bank	Elk Grove Village, IL	245,495.55	ICS-DPC		
First Bank	Creve Coeur, MO	245,495.55	ICS-DPC		

FILED FOR RECORD
2018 NOV 30 AM 10:26
CLERK, WOOD COUNTY

WOOD COUNTY, TEXAS
Supplement Investment Schedule
Summary of FDIC-Insured Institutions
Outside of Depository Bank

09/30/2018

<u>Bank</u>	<u>Location</u>	<u>Balance</u>	<u>Reference</u>	<u>Recap By Type</u>	<u>Totals</u>
First Citrus Bank	Tampa, FL	49.32	ICS-DPC		
First Federal Bank of the Midwest	Defiance, OH	245,495.48	ICS-DPC		
First Florida Integrity Bank	Naples, FL	245,446.22	ICS-DPC		
First National Bank of Michigan	Kalamazoo, MI	0.09	ICS-DPC		
First Service Bank	Greenbrier, AR	245,398.95	ICS-DPC		
First Tennessee Bank, NA	Memphis, TN	245,495.55	ICS-DPC		
Frankline Synergy Bank	Franklin, TN	0.06	ICS-DPC		
Freedom Bank	Overland Park, KS	245,446.22	ICS-DPC		
Fulton Bank, N.A.	Lancaster, PA	245,446.22	ICS-DPC		
FVCbank	Fairfax, VA	134,328.11	ICS-DPC		
Heartland Bank	Geneva, NE	49.32	ICS-DPC		
Heritage Bank, Inc.	Erlanger, KY	49.31	ICS-DPC		
Hills Bank and Trust Company	Hills, IA	245,495.55	ICS-DPC		
Home Bank, N.A.	Lafayette, LA	245,495.55	ICS-DPC		
Iberiabank	Lafayette, LA	81,999.37	ICS-DPC		
Illinois National Bank	Springfield, IL	245,495.55	ICS-DPC		
Independent Bank-McKinney	McKinney, TX	352.34	ICS-DPC		
InterBank	Oklahoma City, OK	245,495.55	ICS-DPC		
Katahdin Trust Company	Patten ME	245,495.54	ICS-DPC		
Lakestone Bank & Trust	Lapeer, MI	245,355.20	ICS-DPC		
Machias Savings Bank	Machias, ME	67,820.09	ICS-DPC		
Manufacturers Bank	Los Angeles, CA	245,495.55	ICS-DPC		
Mascoma Bank	Lebanon, NH	245,495.55	ICS-DPC		
Merchants Bank of Indiana	Carmel IN	49.32	ICS-DPC		
Morton Community Bank	Morton, IL	12,021.52	ICS-DPC		
New York Community Bank	Westbury, NY	245,495.55	ICS-DPC		
Oakstar Bank	Springfield, MO	325.32	ICS-DPC		
Pacific Western Bank	Beverly Hills, CA	245,495.55	ICS-DPC		
Peoples Bank	Clive, IA	245,434.79	ICS-DPC		
Peoples National Bank, N.A.	Mt. Vernon, IL	134,218.46	ICS-DPC		
Pinnacle Bank - Nashville	Nashville, TN	245,462.51	ICS-DPC		
Pinnacle Bank - Omaha	Omaha, NE	245,446.22	ICS-DPC		
PlainsCapital Bank	Lubbock, TX	245,221.40	ICS-DPC		
Republic Bank of Chicago	Oak Brook, IL	245,373.10	ICS-DPC		
River City Bank	Sacramento, CA	245,441.62	ICS-DPC		
Seaside National Bank & Trust	Orlando, FL	32.56	ICS-DPC		
Simmons Bank	Pine Bluff, AR	245,446.21	ICS-DPC		
Southern Bank	Poplar Bluff MO	245,495.55	ICS-DPC		
Sterling National Bank	Montebello, NY	415.62	ICS-DPC		
Stifel Bank and Trust	Saint Louis, MO	245,495.55	ICS-DPC		
Sunflower Bank NA	Salina, KS	49.32	ICS-DPC		
The First National Bank of Carmi	Carmi IL	245,446.22	ICS-DPC		
The First National Bank of Sioux Falls	Sioux Falls, SD	49.32	ICS-DPC		
The Huntington National Bank	Columbus, OH	245,346.71	ICS-DPC		
The Park National Bank	Newark, OH	245,495.55	ICS-DPC		
TriState Capital Bank	Pittsburgh, PA	17,185.86	ICS-DPC		
Two Rivers Bank & Trust	Burlington, IA	46.76	ICS-DPC		
United Bank - Fairfax	Fairfax, VA	245,495.55	ICS-DPC		
Western Alliance Bank	Phoenix, AZ	0.08	ICS-DPC		
Ameris Bank	Moultrie, GA	172.57	ICS-AP		
Bank of Springfield	Springfield, IL	0.67	ICS-AP		
Bank OZK	Little Rock, AR	16.51	ICS-AP		
Community Bank of the Chesapeake	Waldorf, MD	49.25	ICS-AP		
DNB First, National Association	Downingtown, PA	224,490.40	ICS-AP		
East Boston Savings Bank	Peabody, MA	0.04	ICS-AP		
First Federal Bank of the Midwest	Defiance, OH	0.01	ICS-AP		
Franklin Savings Bank	Franklin, NH	49.32	ICS-AP		
FVCbank	Fairfax, VA	18.00	ICS-AP		
Home Federal Bank	Sioux Falls, SD	245,446.22	ICS-AP		
Iberiabank	Lafayette, LA	42.17	ICS-AP		
Independent Bank-McKinney	McKinney, TX	32.42	ICS-AP		
Lakestone Bank & Trust	Lapeer, MI	0.02	ICS-AP		
Mbank	Manistique, MI	245,446.22	ICS-AP		
MidFirst Bank	Oklahoma City, OK	245,495.55	ICS-AP		
Morton Community Bank	Morton, IL	23.01	ICS-AP		
Oakstar Bank	Springfield, MO	54.60	ICS-AP		
Peoples National Bank, N.A.	Mt. Vernon, IL	111,277.08	ICS-AP		
Two Rivers Bank & Trust	Burlington, IA	0.01	ICS-AP		
Bremer Bank, National Association	South St. Paul, MN	245,085.12	ICS-HP		
CapStar Bank	Nashville, TN	0.58	ICS-HP		
Esquire Bank, National Association	Garden City, NY	16.38	ICS-HP		
First National Bank of Pennsylvania	Greenville, PA	0.07	ICS-HP		
FVCbank	Fairfax, VA	243.45	ICS-HP		
Pinnacle Bank	Nashville, TN	1.37	ICS-HP		
Seaside National Bank & Trust	Orlando, FL	94.93	ICS-HP		
TriState Capital Bank	Pittsburgh, PA	228,260.43	ICS-HP		
Western Alliance Bank	Phoenix, AZ	49.23	ICS-HP		
Ameris Bank	Moultrie, GA	111.01	ICS-PAY		
Bank of New Hampshire	Laconia, NH	4.69	ICS-PAY		
Bank of Springfield	Springfield, IL	245,114.93	ICS-PAY		
BankPlus	Belzoni, MS	0.02	ICS-PAY		
Blackhawk Bank	Beloit, WI	16.31	ICS-PAY		
Bremer Bank, National Association	South St. Paul, MN	14.66	ICS-PAY		
CapStar Bank	Nashville, TN	48.67	ICS-PAY		

WOOD COUNTY, TEXAS
Supplement Investment Schedule
Summary of FDIC-Insured Institutions
Outside of Depository Bank
09/30/2018

<u>Bank</u>	<u>Location</u>	<u>Balance</u>	<u>Reference</u>	<u>Recap By Type</u>	<u>Totals</u>
East Boston Savings Bank	Peabody, MA	202.53	ICS-PAY		
First Federal Bank of the Midwest	Defiance, OH	0.05	ICS-PAY		
First Service Bank	Greenbrier, AR	0.03	ICS-PAY		
Franklin Savings Bank	Franklin, NH	33.92	ICS-PAY		
Franklin Synergy Bank	Franklin TN	49.25	ICS-PAY		
FVCbank	Fairfax, VA	110,886.79	ICS-PAY		
Kennebec Savings Bank	Augusta, ME	245,446.22	ICS-PAY		
Machias Savings Bank	Machias, ME	177,625.53	ICS-PAY		
Morton Community Bank	Morton, IL	233,451.01	ICS-PAY		
Peoples Bank - Clive, IA	Clive IA	5.56	ICS-PAY		
Pinnacle Bank	Nashville, TN	31.66	ICS-PAY		
Republic Bank of Chicago	Oak Brook IL	73.11	ICS-PAY		
Sanford Institution for Savings	Sandord, ME	32.14	ICS-PAY		
Seaside National Bank & Trust	Orlando, FL	21.05	ICS-PAY		
Two Rivers Bank & Trust	Burlington, IA	2.54	ICS-PAY		
Western Alliance Bank	Phoenix, AZ	0.01	ICS-PAY		
	Total	\$23,717,979.31			

SECURITIES PLEDGED TO WOOD COUNTY, TEXAS
Report as of September 30, 2018

ID	Pledge Date	Description	CUSIP	Maturity Date	Current Par	Market Value 31-Aug-18	Market Value 30-Sep-18
	02/07/2013	Waco TX ISD	929845RP2	8/15/19	145,000	147,227	146,612
	12/30/2014	Mineola, TX	602771JG3	9/1/19	165,000	169,699	168,782
	02/07/2013	Anahuac TX ISD	032645CZ4	2/15/20	100,000	104,151	103,482
	02/07/2013	Angelina Cnty TX	034717KW7	2/15/20	155,000	155,756	155,064
	02/07/2013	Arlington TX ISD	041826XC7	2/15/20	100,000	101,257	100,889
	12/30/2014	Diboll CTFS OBLIGA	252867KU9	2/15/20	80,000	80,656	80,284
	02/07/2013	Ector TX ISD	279272CQ9	2/15/20	110,000	112,163	111,576
	02/07/2013	Jasper TX ISD	471844HP8	2/15/20	105,000	108,594	107,939
	12/30/2014	Ennis CTFS OBLIG	293425VN1	8/1/20	100,000	101,991	101,381
	02/01/2013	Sanger TX	800876DH4	8/1/20	100,000	102,184	101,684
	01/05/2015	Beeville-CTFS	077131JG6	8/15/20	70,000	70,402	69,940
	02/01/2013	Lone Oak TX ISD	542218GA4	8/15/20	195,000	196,059	195,107
	12/31/2014	Sulphur Springs-Ref TX	865525QZ5	9/1/20	180,000	180,680	179,690
	12/31/2014	Arlington ISD Bldg	041826XP8	2/5/21	150,000	155,268	154,282
	12/31/2014	El Campo ISD	282783FP9	2/15/21	175,000	181,141	179,898
	02/06/2013	Jasper TX ISD	471844HQ6	2/15/21	105,000	111,416	110,563
	02/09/2013	Ferris TX	31569CT3	3/1/21	105,000	106,336	105,996
	12/31/2014	Beeville-CTFS	077131JH4	8/15/21	70,000	71,599	71,091
	12/31/2014	Celina-CTFS OBLG	151141MH8	9/1/21	70,000	72,317	71,780
	02/07/2013	Japser TX ISD	471844HR4	2/15/22	110,000	118,459	117,534
	02/07/2013	Ferris TX	315669CU0	3/1/22	110,000	111,279	110,962
	08/03/2015	Nursery ISD SC	67058DBK6	8/15/23	160,000	167,982	166,616
	12/31/2014	Washington Jr. Clg	938688TG3	10/1/23	100,000	104,519	104,004
	12/31/2014	Watauga-CTFS	941097PA9	2/1/24	100,000	103,038	102,190
	12/31/2014	Belton ISD	081077WG0	2/15/24	100,000	100,968	100,659
		NeTX Cmnty Glg	6643788EE5	4/1/24	175,000	184,263	183,250
	12/31/2014	Beeville-CTFS	077131JM3	8/15/25	155,000	164,095	162,727
	12/31/2014	Watauga-CTFS	941097PE1	2/1/28	105,000	107,987	107,244
	05/31/2017	Wylie-Ref Tx	983064TW6	2/15/29	625,000	644,113	640,144
	07/01/2016	Bowie ISD	102529HM9	8/15/30	405,000	410,889	406,863
		FHLMC	3132LKA34	10/1/30	2,834,979	2,856,994	2,802,100
		Conroe-A-CTFS Oblig TX 37	208399G82	3/1/37	420,000	437,564	430,891
					\$7,679,979	\$7,841,046	\$7,751,224

Total BankTexas Account Balances as of report date:

0
972,000
131,990
5,660,808
136.93%

NOTE: FDIC insurance coverage is in addition to listed securities.
*Additional Pledges were pledged on 01/02/2018.

FILED FOR RECORD
 2018 NOV 30 AM 10:26
 COUNTY CLERK, WOOD CO, TX