

**WOOD COUNTY, TEXAS  
COMBINED STATEMENT OF CASH ACCOUNTS ACTIVITY  
FOR THE MONTH ENDING APRIL 30, 2018**

FUND CODE	FUND NAME	CASH BALANCE 3/31/2018	RECEIPTS	DISBURSEMENTS	TRANSFER IN/(OUT)	Net Change	CASH BALANCE 4/30/2018
<b>BUDGETED FUNDS</b>							
<u>OPERATING FUNDS</u>							
100	General	\$ 22,429,632.45	\$ 597,009.54	\$ (940,454.69)	\$ 17,702.53	\$ (325,742.62)	\$ 22,103,889.83
200	Road and Bridge Fund	5,444,440.42	200,719.95	(575,715.39)	(22.68)	(375,018.12)	5,069,422.30
270	Tobacco Settlement Fund	78,325.85	9,627.18	0.00	0.00	9,627.18	87,953.03
	Total Operating Funds	\$ 27,952,398.72	\$ 807,356.67	\$ (1,516,170.08)	\$ 17,679.85	\$ (691,133.56)	\$ 27,261,265.16
<u>SPECIAL REVENUE FUNDS</u>							
230	CC-Records Mgmt. & Preservation	634,720.66	11,333.27	0.00	0.00	11,333.27	646,053.93
231	General Records Mgmt. & Preservation	24,643.66	1,616.12	(91.46)	0.00	1,524.66	26,168.32
232	CC-Records Archive Fee	636,643.04	10,956.17	0.00	0.00	10,956.17	647,599.21
234	Courthouse Security	56,218.01	2,441.19	0.00	-1,750.00	691.19	56,909.20
235	Hotel and Motel Tax	140,517.97	2,249.77	(8,995.80)	0.00	(6,746.03)	133,771.94
236	Child Welfare	1,404.56	242.33	0.00	0.00	242.33	1,646.89
238	Crime Victims Services	4,796.93	147.13	0.00	0.00	147.13	4,944.06
239	Justice Court Technology	68,402.60	1,041.53	(402.95)	0.00	638.58	69,041.18
240	DC-Records Mgmt & Preservation	20,540.60	395.40	(148.68)	0.00	246.72	20,787.32
241	JP Building Security Fee	28,213.32	273.57	(54.95)	0.00	218.62	28,431.94
242	Elections Special	48,598.67	70.63	0.00	0.00	70.63	48,669.30
243	Guardianship	47,680.23	609.88	0.00	0.00	609.88	48,290.11
244	CC-Technology	5,683.99	181.63	0.00	0.00	181.63	5,865.62
245	DC-Technology	12,025.24	272.94	0.00	0.00	272.94	12,298.18
246	DC-Records Archive Fee	42,897.49	727.69	0.00	0.00	727.69	43,625.18
247	DC-CT Records Preservation	28,821.57	166.92	0.00	0.00	166.92	28,988.49
260	Law Library	32,756.98	2,001.53	0.00	0.00	2,001.53	34,758.51
305	Constable Forfeiture	2,065.81	1.74	(1,155.91)	0.00	(1,154.17)	931.64
	Total Special Revenue Funds	\$ 1,836,651.33	\$ 34,729.44	\$ (10,849.75)	\$ (\$1,750.00)	\$ 22,129.69	\$ 1,858,781.02
<u>OTHER FUNDS</u>							
250	Right of Way	831,776.60	1,277.87	0.00	0.00	1,277.87	833,054.47
281	Community Supervision & Corr.	414,885.04	26,555.16	(38,537.94)	0.00	(11,982.78)	402,902.26
290	Juvenile Probation Department	14,499.74	21,534.00	(20,333.16)	0.00	1,200.84	15,700.58
892	Historical Commission	47,319.89	85.34	(436.16)	0.00	(350.82)	46,969.07
	Total Other Funds	\$ 1,308,481.27	\$ 49,452.37	\$ (59,307.26)	\$	\$ (9,854.89)	\$ 1,298,626.38
	<b>TOTAL BUDGETED FUNDS</b>	<b>\$ 31,097,531.32</b>	<b>\$ 891,538.48</b>	<b>\$ (1,586,327.09)</b>	<b>\$ 15,929.85</b>	<b>\$ (678,858.76)</b>	<b>30,418,672.56</b>
<b>NON-BUDGETED AND NON-COUNTY FUNDS</b>							
880	Treasurer's State Fees	75,056.92	41,554.57	(93,483.44)	(13,421.50)	(65,350.37)	9,706.55
891	Payroll Fund	331,385.59	0.00	(6,876.47)	0.00	(6,876.47)	324,509.12
999	Upper Sabine Valley Waste Mgmt	871,418.35	43,653.23	(28,534.38)	(48,508.35)	(33,389.50)	838,028.85
	<b>TOTAL NON-BUDGETED FUNDS</b>	<b>\$ 1,277,860.86</b>	<b>\$ 85,207.80</b>	<b>\$ (128,894.29)</b>	<b>\$ (61,929.85)</b>	<b>\$ (105,616.34)</b>	<b>\$ 1,172,244.52</b>
	<b>TOTAL CASH IN POOLED ACCOUNTS</b>	<b>\$ 32,375,392.18</b>	<b>\$ 976,746.28</b>	<b>\$ (1,715,221.38)</b>	<b>\$ (46,000.00)</b>	<b>\$ (784,475.10)</b>	<b>\$ 31,590,917.08</b>
<b>CASH IN BANK - POOLED CASH ACCOUNTS</b>							
890	AP Pooled Cash	1,504,863.86	2,347.03	(758,450.64)	757,000.00	896.39	1,505,760.25
890	Payroll Pooled Cash	1,503,579.89	2,076.65	(953,620.74)	950,000.00	(1,544.09)	1,502,035.80
890	Deposits Pooled Cash	13,707,340.55	947,337.54	0.00	(1,755,800.00)	(808,462.46)	12,898,878.09
890	CD Investments	2,346,783.02	2,111.77	0.00	0.00	2,111.77	2,348,894.79
890	CD Non-Depository	491,151.16	1,357.56	0.00	0.00	1,357.56	492,508.72
890	CDARS Investments	12,305,878.40	20,817.01	0.00	0.00	20,817.01	12,326,695.41
890	TexPool Pooled Investments	508,905.30	698.72	0.00	0.00	698.72	509,604.02
890	Jury Pooled Cash	6,890.00	0.00	(3,150.00)	2,800.00	(350.00)	6,540.00
	<b>TOTAL CASH IN BANK - POOLED CASH ACCOUNTS</b>	<b>\$ 32,375,392.18</b>	<b>\$ 976,746.28</b>	<b>\$ (1,715,221.38)</b>	<b>\$ (\$46,000.00)</b>	<b>\$ (784,475.10)</b>	<b>\$ 31,590,917.08</b>
					0.00	0.00	

WOOD COUNTY CLERK  
 2018 JUN 15 AM 11:25

FUND CODE	FUND NAME	CASH BALANCE 3/31/2018	RECEIPTS	DISBURSEMENTS	TRANSFER IN/(OUT)	Net Change	CASH BALANCE 4/30/2018
<b>CASH IN BANK - NON POOLED CASH ACCOUNTS - NON-BUDGETED, NON-COUNTY OR OTHER FUNDS</b>							
<b>BANKTEXAS ACCOUNTS</b>							
200	Road & Bridge CD RRC Restricted	\$ 26,706.27	\$ 22.68	\$0.00	\$0.00	\$22.68	\$ 26,728.95
233	Sheriff's Forfeiture Fund (Budgeted)	746.30	0.00	0.00	0.00	0.00	746.30
401	Grant Fund	0.00	0.00	0.00	0.00	0.00	0.00
601	Interest & Sinking	23,661.84	147.43	0.00	0.00	147.43	23,809.27
895	Health Plan	55,903.24	230,146.55	(372,545.31)	250,000.00	107,601.24	163,504.48
895	Health Plan MMKT	556,622.82	311.91	0.00	(250,000.00)	(249,688.09)	306,934.73
895	Health Plan CD	210,458.11	175.14	0.00	0.00	175.14	210,633.25
895	Health Plan CDARS	772,217.65	1,656.36	0.00	0.00	1,656.36	773,874.01
898	MRP/DPC Clearing	5,647.23	4,056.36	(3,753.49)	0.00	302.87	5,950.10
	District Clerk Clearing	29,022.02	30,729.88	(29,803.02)	0.00	926.86	29,948.88
	JP1 Clearing	23,071.83	23,921.72	(23,381.83)	0.00	539.89	23,611.72
	JP2 Clearing	13,030.51	10,813.95	(13,133.51)	0.00	(2,319.56)	10,710.95
	JP3 Clearing	15,533.02	16,945.40	(17,745.62)	0.00	(800.22)	14,732.80
	JP4 Clearing	6,402.40	7,894.70	(7,382.30)	0.00	512.40	6,914.80
	RV Clearing	0.00	0.00	0.00	0.00	0.00	0.00
	Treasurer's Credit Card	1,026.53	6,797.47	(7,719.91)	3,000.00	2,077.56	3,104.09
999	USVSWMD Payroll Clearing	50,517.49	0.00	(29,933.97)	43,000.00	13,066.03	63,583.52
999	USVSWMD CD TCEQ Restricted	12,819.00	10.89	0.00	0.00	10.89	12,829.89
	<b>TOTAL BANKTEXAS - NON POOLED CASH ACCOUNTS</b>	<b>\$ 1,803,386.26</b>	<b>\$ 333,630.44</b>	<b>\$ (505,398.96)</b>	<b>\$46,000.00</b>	<b>\$ (125,768.52)</b>	<b>\$ 1,677,617.74</b>
<b>TEXPOOL ACCOUNTS</b>							
601	Interest & Sinking	36,542.82	50.21	0.00	0.00	50.21	36,593.03
895	Health Plan	1,164.73	1.50	0.00	0.00	1.50	1,166.23
	<b>TOTAL TEXPOOL - NON POOLED CASH ACCOUNTS</b>	<b>\$ 37,707.55</b>	<b>\$ 51.71</b>	<b>\$0.00</b>	<b>\$0.00</b>	<b>\$ 51.71</b>	<b>\$ 37,759.26</b>
	<b>TOTAL CASH IN BANK - NON POOLED CASH ACCOUNTS</b>	<b>\$ 1,841,093.81</b>	<b>\$ 333,682.15</b>	<b>\$ (505,398.96)</b>	<b>\$46,000.00</b>	<b>\$ (125,716.81)</b>	<b>\$ 1,715,377.00</b>
	<b>TOTAL CASH IN BANK - ALL TREASURER'S ACCOUNTS</b>	<b>\$ 34,216,485.99</b>	<b>\$ 1,310,428.43</b>	<b>\$ (2,220,620.34)</b>	<b>\$0.00</b>	<b>\$ (910,191.91)</b>	<b>\$ 33,306,294.08</b>

Miscellaneous Information 0.00  
 Indebtedness as of 4/30/2018: \$0.00 Certificate of Obligation: None  
 RB Line of Credit-Railroad Commission \$25,000 CD Secured - Current Balance Available \$26,728

Bank Texas (including CDARS and ICS)	\$ 32,266,422.08	
Non-Depository Investments	492,508.72	
TexPool:	547,363.28	
<b>Total</b>	<b>\$ 33,306,294.08</b>	<b>0.00</b>
Bank Texas Interest Income: Interest Rate .00%-2.09%	\$ 22,230.59	
Certificates of Deposit: Interest Rates Varies	3,678.04	
CDARS Interest Income	22,473.37	
TexPool Interest Income: Interest Rate 1.6704%	750.43	
<b>Total Interest Income</b>	<b>\$ 49,132.43</b>	<b>1,357.56</b>

I, Becky S. Burford, County Treasurer, in and for the County of Wood, State of Texas, do hereby present the April 2018 Statement of Cash Accounts Activity, the attached Treasurer's Report of Cash Receipts and Disbursements, and the Report of Securities as true and correct statements, to the best of my knowledge, of accounts under the control of Wood County Treasurer and furthermore state that the fund balances are on deposit earning interest in accordance with the Wood County Investment Policy earning interest in accordance with the Wood County Depository Contract.

*Becky S. Burford*  
 Becky S. Burford, Wood County Treasurer

Presented, examined, and accepted at the regular term of Commissioners Court on this the 1st day of June 2018.

*Bryan Jeanes*  
 Bryan Jeanes, County Judge

*Virgil Holland, Jr.*  
 Virgil Holland, Jr., Commissioner Precinct 1


*Jerry Gaskill*  
 Jerry Gaskill, Commissioner Precinct 2

*Mike Simmons*  
 Mike Simmons, Commissioner Precinct 3

*Chris Tucker*  
 Chris Tucker, Commissioner Precinct 4

*Tara Sullivan*  
 Tara Sullivan, Auditor

ATTEST:  
*Kelley Price*  
 Kelley Price, County Clerk



COUNTY CLERK'S OFFICE  
 2018 JUN 15 AM 11:25

**WOOD COUNTY, TEXAS  
 RECAP OF FUNDS BY BANK ACCOUNTS  
 FOR THE MONTH ENDING APRIL 30, 2018**

Fund	Beginning Cash Balance	M-T-D Receipts	M-T-D Disbursements	Transfers	Ending Balance	BankTexas Quitman	-----Allocation of Cash-----			Total Cash
							BankTexas CDARS	Non-Depository Banks	TexPool	
200 Road & Bridge CD Restricted	\$ 26,706.27	\$22.68	\$0.00	\$0.00	\$26,728.95	\$26,728.95	\$0.00	\$0.00	\$0.00	\$26,728.95
233 Sheriff Forfeiture Fund	746.30	0.00	0.00	0.00	746.30	\$746.30				\$746.30
401 Texas Comm. Dev. Program	0.00	0.00	0.00	0.00	0.00	\$0.00	0.00	0.00	0.00	0.00
601 Interest and Sinking	60,204.66	197.64	0.00	0.00	60,402.30	23,809.27	0.00	0.00	36,593.03	60,402.30
890 Pooled Funds	17,231,579.60	952,459.94	(1,715,221.38)	(46,000.00)	16,422,818.16	15,913,214.14	0.00	0.00	509,604.02	16,422,818.16
890 Pooled CDs	15,143,812.58	24,286.34	0.00	0.00	15,168,098.92	2,348,894.79	12,326,695.41	492,508.72	0.00	15,168,098.92
895 Health Plan Fund	57,067.97	230,148.05	(372,545.31)	250,000.00	164,670.71	163,504.48	0.00	0.00	1,166.23	164,670.71
895 Health Plan Fund MMKT	556,622.82	311.91	0.00	(250,000.00)	306,934.73	306,934.73	0.00	0.00	0.00	306,934.73
895 Health Plan CDs	982,675.76	1,831.50	0.00	0.00	984,507.26	210,633.25	773,874.01	0.00	0.00	984,507.26
898 MRP/DPC Clearing	5,647.23	4,056.36	(3,753.49)	0.00	5,950.10	5,950.10	0.00	0.00	0.00	5,950.10
District Clerk Clearing	29,022.02	30,729.88	(29,803.02)	0.00	29,948.88	29,948.88	0.00	0.00	0.00	29,948.88
JP1 Clearing	23,071.83	23,921.72	(23,381.83)	0.00	23,611.72	23,611.72	0.00	0.00	0.00	23,611.72
JP2 Clearing	13,030.51	10,813.95	(13,133.51)	0.00	10,710.95	10,710.95	0.00	0.00	0.00	10,710.95
JP3 Clearing	15,533.02	16,945.40	(17,745.62)	0.00	14,732.80	14,732.80	0.00	0.00	0.00	14,732.80
JP4 Clearing	6,402.40	7,894.70	(7,382.30)	0.00	6,914.80	6,914.80	0.00	0.00	0.00	6,914.80
RV Park Clearing	0.00	0.00	0.00	0.00	0.00	0.00	0.00	0.00	0.00	0.00
Treasurer's Credit Card	1,026.53	6,797.47	(7,719.91)	3,000.00	3,104.09	3,104.09	0.00	0.00	0.00	3,104.09
999 USVSWMD Payroll Clearing	50,517.49	0.00	(29,933.97)	43,000.00	63,583.52	63,583.52	0.00	0.00	0.00	63,583.52
999 USVSWMD CD Restricted*	12,819.00	10.89	0.00	0.00	12,829.89	12,829.89	0.00	0.00	0.00	12,829.89
<b>Grand Total</b>	<b>\$ 34,216,485.99</b>	<b>\$ 1,310,428.43</b>	<b>\$ (2,220,620.34)</b>	<b>\$ -</b>	<b>\$ 33,306,294.08</b>	<b>\$ 19,165,852.66</b>	<b>\$ 13,100,569.42</b>	<b>\$ 492,508.72</b>	<b>\$ 547,363.28</b>	<b>\$ 33,306,294.08</b>
*Non-County Funds										

THE COUNTY CLERK  
 WOOD COUNTY, TEXAS  
 2018 JUN 15 AM 11:25

**WOOD COUNTY, TEXAS**  
**COMBINED STATEMENT OF CASH ACCOUNTS ACTIVITY**  
**FOR THE YEAR-TO-DATE THROUGH APRIL 30, 2018**

FUND CODE	FUND NAME	PRIOR-YEAR		REVISED		TRANSFER		Net Change	CASH BALANCE 4/30/2018
		CASH BALANCE 10/01/2017	RECLASSES	CASH BALANCE 10/01/2017	RECEIPTS	DISBURSEMENTS	IN/(OUT)		
<b>BUDGETED FUNDS</b>									
<b>OPERATING FUNDS</b>									
100	General	\$ 17,633,503.05	\$ (13,722.22)	\$ 17,619,780.83	\$ 13,475,725.91	\$ (9,041,334.72)	\$ 49,717.81	\$ 4,484,109.00	\$ 22,103,889.83
200	Road and Bridge Fund	3,646,036.53	0.00	3,646,036.53	5,108,297.60	(3,712,468.92)	27,557.09	1,423,385.77	5,069,422.30
270	Tobacco Settlement Fund	78,325.85	0.00	78,325.85	9,627.18	0.00	0.00	9,627.18	87,953.03
	<b>Total Operating Funds</b>	<b>\$ 21,357,865.43</b>	<b>\$ (13,722.22)</b>	<b>\$ 21,344,143.21</b>	<b>\$ 18,593,650.69</b>	<b>\$ (12,753,803.64)</b>	<b>\$ 77,274.90</b>	<b>\$ 5,917,121.95</b>	<b>\$ 27,261,265.16</b>
<b>SPECIAL REVENUE FUNDS</b>									
230	CC-Records Mgmt. & Preservation	574,021.23	7,762.22	581,783.45	73,800.39	(9,529.91)	0.00	64,270.48	646,053.93
231	General Records Mgmt. & Preservation	18,411.77	0.00	18,411.77	8,814.37	(1,167.72)	109.90	7,756.55	26,168.32
232	CC-Records Archive Fee	577,952.24	(2,100.00)	575,852.24	71,746.97	0.00	0.00	71,746.97	647,599.21
234	Courthouse Security	53,722.26	0.00	53,722.26	15,436.94	(3,500.00)	(8,750.00)	3,186.94	56,909.20
235	Hotel and Motel Tax	152,448.71	0.00	152,448.71	45,048.23	(63,723.16)	(1.84)	(18,676.77)	133,771.94
236	Child Welfare	1,126.22	0.00	1,126.22	2,198.19	(1,677.52)	0.00	520.67	1,646.89
238	Crime Victims Services	4,581.76	0.00	4,581.76	362.30	0.00	0.00	362.30	4,944.06
239	Justice Court Technology	65,842.83	0.00	65,842.83	7,338.56	(4,140.21)	0.00	3,198.35	69,041.18
240	DC-Records Mgmt & Preservation	26,868.42	0.00	26,868.42	2,484.21	(8,565.31)	0.00	(6,081.10)	20,787.32
241	JP Building Security Fee	26,734.38	0.00	26,734.38	1,917.36	(109.90)	(109.90)	1,697.56	28,431.94
242	Elections Special	40,338.56	8,060.00	48,398.56	8,330.74	(8,060.00)	0.00	270.74	48,669.30
243	Guardianship	45,290.78	0.00	45,290.78	2,999.33	0.00	0.00	2,999.33	48,290.11
244	CC-Technology	5,097.92	0.00	5,097.92	767.70	0.00	0.00	767.70	5,865.62
245	DC-Technology	10,265.88	0.00	10,265.88	2,032.30	0.00	0.00	2,032.30	12,298.18
246	DC-Records Archive Fee	39,317.12	0.00	39,317.12	4,308.06	0.00	0.00	4,308.06	43,625.18
247	DC-CT Records Preservation	27,623.34	0.00	27,623.34	1,365.15	0.00	0.00	1,365.15	28,988.49
260	Law Library	26,112.93	0.00	26,112.93	10,661.05	(2,015.47)	0.00	8,645.58	34,758.51
305	Constable Forfeiture	2,166.87	0.00	2,166.87	22.68	(1,257.91)	0.00	(1,235.23)	931.64
	<b>Total Special Revenue Funds</b>	<b>\$ 1,697,923.22</b>	<b>\$ 13,722.22</b>	<b>\$ 1,711,645.44</b>	<b>\$ 259,634.53</b>	<b>\$ (103,747.11)</b>	<b>(\$8,751.84)</b>	<b>\$ 147,135.58</b>	<b>\$ 1,858,781.02</b>
<b>OTHER FUNDS</b>									
250	Right of Way	823,642.76	0.00	823,642.76	9,411.71	0.00	0.00	9,411.71	833,054.47
281	Community Supervision & Corr.	392,751.14	0.00	392,751.14	301,705.47	(287,954.35)	(3,600.00)	10,151.12	402,902.26
290	Juvenile Probation Department	(12,323.38)	0.00	(12,323.38)	193,812.00	(160,859.04)	(4,929.00)	28,023.96	15,700.58
892	Historical Commission	51,692.62	0.00	51,692.62	652.82	(5,376.37)	0.00	(4,723.55)	46,969.07
	<b>Total Other Funds</b>	<b>\$ 1,255,763.14</b>	<b>\$ -</b>	<b>\$ 1,255,763.14</b>	<b>\$ 505,582.00</b>	<b>\$ (454,189.76)</b>	<b>\$ (8,529.00)</b>	<b>\$ 42,863.24</b>	<b>\$ 1,298,626.38</b>
	<b>TOTAL BUDGETED FUNDS</b>	<b>\$ 24,311,551.79</b>	<b>\$ -</b>	<b>\$ 24,311,551.79</b>	<b>\$ 19,358,867.22</b>	<b>\$ (13,311,740.51)</b>	<b>\$ 59,994.06</b>	<b>\$ 6,107,120.77</b>	<b>\$ 30,418,672.56</b>
<b>NON-BUDGETED AND NON-COUNTY FUNDS</b>									
880	Treasurer's State Fees	107,056.09	0.00	107,056.09	255,086.36	(312,298.35)	(40,137.55)	(97,349.54)	9,706.55
891	Payroll Fund	321,960.47	0.00	321,960.47	0.00	2,548.65	0.00	2,548.65	324,509.12
999	Upper Sabine Valley Waste Mgmt	645,776.17	0.00	645,776.17	759,019.66	(504,388.63)	(62,378.35)	192,252.68	838,028.85
	<b>TOTAL NON-BUDGETED FUNDS</b>	<b>\$ 1,074,792.73</b>	<b>\$ -</b>	<b>\$ 1,074,792.73</b>	<b>\$ 1,014,106.02</b>	<b>\$ (814,138.33)</b>	<b>(\$102,515.90)</b>	<b>\$ 97,451.79</b>	<b>\$ 1,172,244.52</b>
	<b>TOTAL CASH IN POOLED ACCOUNTS</b>	<b>\$ 25,386,344.52</b>	<b>\$ -</b>	<b>\$ 25,386,344.52</b>	<b>\$ 20,372,973.24</b>	<b>\$ (14,125,878.84)</b>	<b>(\$42,521.84)</b>	<b>\$ 6,204,572.56</b>	<b>\$ 31,590,917.08</b>
<b>CASH IN BANK - POOLED CASH ACCOUNTS</b>									
890	AP Pooled Cash	1,595,582.22		1,595,582.22	13,781.05	(6,492,603.02)	6,389,000.00	(89,821.97)	1,505,760.25
890	Payroll Pooled Cash	1,423,668.97		1,423,668.97	12,712.87	(7,474,346.04)	7,540,000.00	78,366.83	1,502,035.80
890	Deposits Pooled Cash	9,375,364.68		9,375,364.68	20,200,506.98	0.00	(16,676,993.57)	3,523,513.41	12,898,878.09
890	CD Investments	2,334,394.77		2,334,394.77	14,500.02	0.00	0.00	14,500.02	2,348,894.79
890	CD Non-Depository	491,793.14		491,793.14	3,484.68	0.00	(2,769.10)	715.58	492,508.72
890	CDARS Investments	9,655,029.10		9,655,029.10	122,793.64	0.00	2,548,872.67	2,671,666.31	12,326,895.41
890	TexPool Pooled Investments	505,781.64		505,781.64	3,822.38	0.00	0.00	3,822.38	509,604.02
890	Jury Pooled Cash	4,730.00		4,730.00	0.00	(11,080.00)	12,890.00	1,810.00	6,540.00
	<b>TOTAL CASH IN BANK - POOLED CASH ACCOUNTS</b>	<b>\$ 25,386,344.52</b>	<b>\$ -</b>	<b>\$ 25,386,344.52</b>	<b>\$ 20,371,601.62</b>	<b>\$ (13,978,029.06)</b>	<b>(\$189,000.00)</b>	<b>\$ 6,204,572.56</b>	<b>\$ 31,590,917.08</b>

0.00

2018 JUN 15 AM 11:25  
 COUNTY CLERK WOOD COUNTY, TEXAS

FUND CODE	FUND NAME	PRIOR-YEAR		REVISED		TRANSFER			CASH BALANCE 4/30/2018
		CASH BALANCE 10/01/2017	RECLASSES	CASH BALANCE 10/01/2017		RECEIPTS	DISBURSEMENTS	IN/(OUT)	
<b>CASH IN BANK - NON POOLED CASH ACCOUNTS - NON-BUDGE</b>									
<b>BANKTEXAS ACCOUNTS</b>									
200	Road & Bridge CD RRC Restricted	\$ 26,574.21		\$ 26,574.21	\$ 154.74	\$ -	\$ -	\$ 154.74	\$ 26,728.95
233	Sheriff's Forfeiture Fund (Budgeted)	4,349.21		4,349.21	0.00	(3,602.91)	0.00	-3602.91	746.30
401	Grant Fund	0.00		0.00	0.00	0.00	0.00	0.00	0.00
601	Interest & Sinking	23,216.61		23,216.61	592.66	0.00	0.00	592.66	23,809.27
895	Health Plan	23,451.64		23,451.64	1,633,386.38	(1,925,880.04)	432,546.50	140,052.84	163,504.48
895	Health Plan MMKT	644,830.59		644,830.59	7,104.14	0.00	(345,000.00)	(337,895.86)	306,934.73
895	Health Plan CD	209,413.90		209,413.90	1,219.35	0.00	0.00	1,219.35	210,633.25
895	Health Plan CDARS	852,720.68		852,720.68	8,699.83	0.00	(87,546.50)	(78,846.67)	773,874.01
898	MRP/DPC Clearing	9,126.36		9,126.36	28,781.87	(31,958.13)	0.00	(3,176.26)	5,950.10
	District Clerk Clearing	28,766.90		28,766.90	191,295.70	(190,113.72)	0.00	1,181.98	29,948.88
	JP1 Clearing	26,844.90		26,844.90	151,133.45	(154,366.63)	0.00	(3,233.18)	23,611.72
	JP2 Clearing	11,739.70		11,739.70	84,564.31	(85,593.06)	0.00	(1,028.75)	10,710.95
	JP3 Clearing	11,294.50		11,294.50	106,322.99	(102,864.69)	0.00	3,438.30	14,732.80
	JP4 Clearing	5,092.00		5,092.00	55,600.80	(53,778.00)	0.00	1,822.80	6,914.80
	RV Clearing	0.00		0.00	0.00	0.00	0.00	0.00	0.00
	Treasurer's Credit Card	0.00		0.00	13,548.91	(13,444.82)	3,000.00	3,104.09	3,104.09
999	USVSWMD Payroll Clearing	0.00		0.00	0.00	(122,416.48)	186,000.00	63,583.52	63,583.52
999	USVSWMD CD TCEQ Restricted	12,755.62		12,755.62	74.27	0.00	0.00	74.27	12,829.89
	<b>TOTAL BANKTEXAS - NON POOLED CASH ACCOUN</b>	<b>\$ 1,890,176.82</b>	<b>\$ -</b>	<b>\$ 1,890,176.82</b>	<b>\$ 2,282,479.40</b>	<b>\$ (2,684,038.48)</b>	<b>\$ 189,000.00</b>	<b>\$ (212,559.08)</b>	<b>\$ 1,677,617.74</b>
<b>TEXPOOL ACCOUNTS</b>									
601	Interest & Sinking	36,318.52		36,318.52	274.51	0.00	0.00	274.51	36,593.03
895	Health Plan	1,157.92		1,157.92	8.31	0.00	0.00	8.31	1,166.23
	<b>TOTAL TEXPOOL - NON POOLED CASH ACCOUNTS</b>	<b>\$ 37,476.44</b>	<b>\$ -</b>	<b>\$ 37,476.44</b>	<b>\$ 282.82</b>	<b>\$ 0.00</b>	<b>\$ 0.00</b>	<b>\$ 282.82</b>	<b>\$ 37,759.26</b>
	<b>TOTAL CASH IN BANK - NON POOLED CASH ACCOUNTS</b>	<b>\$ 1,927,653.26</b>	<b>\$ -</b>	<b>\$ 1,927,653.26</b>	<b>\$ 2,282,762.22</b>	<b>\$ (2,684,038.48)</b>	<b>\$ 189,000.00</b>	<b>\$ (212,276.26)</b>	<b>\$ 1,715,377.00</b>
	<b>TOTAL CASH IN BANK - ALL TREASURER'S ACCOUNTS</b>	<b>\$ 27,313,997.78</b>	<b>\$ -</b>	<b>\$ 27,313,997.78</b>	<b>\$ 22,654,363.84</b>	<b>\$ (16,662,067.54)</b>	<b>\$ (50.00)</b>	<b>\$ 5,992,296.30</b>	<b>\$ 33,306,294.08</b>

Miscellaneous Information 0.00 (0.00)

Indebtedness as of 4/30/2018: \$0.00 Certificate of Obligation: None

RB Line of Credit-Railroad Commission \$25,000 CD Secured - Current Balance Available \$26,728

Bank Texas (including CDARS and ICS)	Cash Balance	\$ 32,266,422.08
Non-Depository Investments	Cash Balance	492,508.72
TexPool:	Cash Balance	547,363.28
<b>Total</b>		<b>\$ 33,306,294.08</b>

Bank Texas Interest Income:	\$ 176,284.34	
Certificates of Deposit:	19,432.86	
CDARS Interest Income:	131,497.47	
TexPool Interest Income:	4,105.20	
<b>Total Interest Income</b>	<b>\$ 331,319.87</b>	<b>1,357.56</b>

I, Becky S. Burford, County Treasurer, in and for the County of Wood, State of Texas, do hereby present the April 2018 Statement of Cash Accounts Activity, the attached Treasurer's Report of Cash Receipts and Disbursements, and the Report of Securities as true and correct statements, to the best of my knowledge, of accounts under the control of Wood County Treasurer and furthermore state that the fund balances are on deposit earning interest in accordance with the Wood County Investment Policy earning interest in accordance with the Wood County Depository Contract.

*Becky S. Burford*  
 \_\_\_\_\_  
 Becky S. Burford, Wood County Treasurer

Presented, examined, and accepted at the regular term of Commissioners Court on this the 1st day of June 2018.

*Bryan Jeanes*  
 \_\_\_\_\_  
 Bryan Jeanes, County Judge

*Virgil Holland, Jr.*  
 \_\_\_\_\_  
 Virgil Holland, Jr., Commissioner Precinct 1


*Jerry Gaskill*  
 \_\_\_\_\_  
 Jerry Gaskill, Commissioner Precinct 2

*Mike Simmons*  
 \_\_\_\_\_  
 Mike Simmons, Commissioner Precinct 3

*Russell Acker*  
 \_\_\_\_\_  
 Russell Acker, Commissioner Precinct 4

*Jerry Solari*  
 \_\_\_\_\_  
 Jerry Solari, Auditor

*Kelley Price*  
 \_\_\_\_\_  
 Kelley Price, County Clerk



COUNTY CLERK, WOOD COUNTY  
 2018 JUN 15 AM 11:25

**WOOD COUNTY, TEXAS  
 RECAP OF FUNDS BY BANK ACCOUNTS  
 FOR THE YEAR-TO-DATE ENDING APRIL 30, 2018**

Fund	Beginning Cash Balance	M-T-D Receipts	M-T-D Disbursements	Transfers	Ending Balance	BankTexas Quitman	-----Allocation of Cash-----			Total Cash
							BankTexas CDARS	Non-Depository Banks	TexPool	
200 Road & Bridge CD Restricted	\$ 26,574.21	\$154.74	\$0.00	\$0.00	\$26,728.95	\$26,728.95	\$0.00	\$0.00	\$0.00	\$26,728.95
233 Sheriff Forfeiture Fund	4,349.21	0.00	(3,602.91)	0.00	746.30	\$746.30				\$746.30
401 Texas Comm. Dev. Program	0.00	0.00	0.00	0.00	0.00	\$0.00	0.00	0.00	0.00	0.00
601 Interest and Sinking	59,535.13	867.17	0.00	0.00	60,402.30	23,809.27	0.00	0.00	36,593.03	60,402.30
890 Pooled Funds	12,905,127.51	20,230,823.28	(13,978,029.06)	(2,735,103.57)	16,422,818.16	15,913,214.14	0.00	0.00	509,604.02	16,422,818.16
890 Pooled CDs	12,481,217.01	140,778.34	0.00	2,546,103.57	15,168,098.92	2,348,894.79	12,326,695.41	492,508.72	0.00	15,168,098.92
895 Health Plan Fund	24,609.56	1,633,394.69	(1,925,880.04)	432,546.50	164,670.71	163,504.48	0.00	0.00	1,166.23	164,670.71
895 Health Plan Fund MMKT	644,830.59	7,104.14	0.00	(345,000.00)	306,934.73	306,934.73	0.00	0.00	0.00	306,934.73
895 Health Plan CDs	1,062,134.58	9,919.18	0.00	(87,546.50)	984,507.26	210,633.25	773,874.01	0.00	0.00	984,507.26
898 MRP/DPC Clearing	9,126.36	28,781.87	(31,958.13)	0.00	5,950.10	5,950.10	0.00	0.00	0.00	5,950.10
District Clerk Clearing	28,766.90	191,295.70	(190,113.72)	0.00	29,948.88	29,948.88	0.00	0.00	0.00	29,948.88
JP1 Clearing	26,844.90	151,133.45	(154,366.63)	0.00	23,611.72	23,611.72	0.00	0.00	0.00	23,611.72
JP2 Clearing	11,739.70	84,564.31	(85,593.06)	0.00	10,710.95	10,710.95	0.00	0.00	0.00	10,710.95
JP3 Clearing	11,294.50	106,322.99	(102,884.69)	0.00	14,732.80	14,732.80	0.00	0.00	0.00	14,732.80
JP4 Clearing	5,092.00	55,600.80	(53,778.00)	0.00	6,914.80	6,914.80	0.00	0.00	0.00	6,914.80
RV Park Clearing	0.00	0.00	0.00	0.00	0.00	0.00	0.00	0.00	0.00	0.00
Treasurer's Credit Card	0.00	13,548.91	(13,444.82)	3,000.00	3,104.09	3,104.09	0.00	0.00	0.00	3,104.09
999 USVSWMD Payroll Clearing	0.00	0.00	(122,416.48)	186,000.00	63,583.52	63,583.52	0.00	0.00	0.00	63,583.52
999 USVSWMD CD Restricted*	12,755.62	74.27	0.00	0.00	12,829.89	12,829.89	0.00	0.00	0.00	12,829.89
<b>Grand Total</b>	<b>\$ 27,313,997.78</b>	<b>\$ 22,654,363.84</b>	<b>\$ (16,662,067.54)</b>	<b>\$ -</b>	<b>\$ 33,306,294.08</b>	<b>\$ 19,165,852.66</b>	<b>\$ 13,100,569.42</b>	<b>\$ 492,508.72</b>	<b>\$ 547,363.28</b>	<b>\$ 33,306,294.08</b>

\*Non-County Funds

2018 JUN 15 AM 11:26  
 COUNTY CLERK WOOD COUNTY, TEXAS

**SECURITIES PLEDGED TO WOOD COUNTY, TEXAS**  
**Report as of April 30, 2018**

ID	Pledge Date	Description	CUSIP	Maturity Date	Current Par	Market Value 31-Mar-18	Market Value 30-Apr-18
	02/07/2013	Waco TX ISD	929845RP2	8/15/19	145,000	147,981	147,565
	12/30/2014	Mineola, TX	602771JG3	9/1/19	165,000	171,395	170,613
	02/07/2013	Anahuac TX ISD	032645CZ4	2/15/20	100,000	105,243	104,799
	02/07/2013	Angelina Cnty TX	034717KW7	2/15/20	155,000	155,825	155,293
	02/07/2013	Arlington TX ISD	041826XC7	2/15/20	100,000	102,293	101,937
	12/30/2014	Diboll CTFS OBLIGA	252867KU9	2/15/20	80,000	80,765	80,476
	02/07/2013	Ector TX ISD	279272CQ9	2/15/20	110,000	112,699	112,356
	02/07/2013	Jasper TX ISD	471844HP8	2/15/20	105,000	109,584	109,069
	12/30/2014	Ennis CTFS OBLIG	293425VN1	8/1/20	100,000	102,360	101,881
	02/01/2013	Sanger TX	800876DH4	8/1/20	100,000	103,036	102,641
	01/05/2015	Beeville-CTFS	077131JG6	8/15/20	70,000	70,421	70,160
	02/06/2013	Keller TX	487684U91	8/15/20	140,000	140,203	140,176
	02/01/2013	Lone Oak TX ISD	542218GA4	8/15/20	195,000	196,174	195,447
	12/31/2014	Sulphur Springs-Ref TX	865525QZ5	9/1/20	180,000	180,740	179,986
	12/31/2014	Arlington ISD Bldg	041826XP8	2/5/21	150,000	156,555	155,843
	12/31/2014	El Campo ISD	282783FP9	2/15/21	175,000	181,844	180,864
	02/06/2013	Jasper TX ISD	471844HQ6	2/15/21	105,000	112,283	111,591
	02/09/2013	Ferris TX	31569CT3	3/1/21	105,000	107,411	106,978
	12/31/2014	Beeville-CTFS	077131JH4	8/15/21	70,000	71,726	71,329
	12/31/2014	Celina-CTFS OBLG	151141MH8	9/1/21	70,000	72,605	72,134
	02/07/2013	Japser TX ISD	471844HR4	2/15/22	110,000	119,204	118,443
	02/07/2013	Ferris TX	315669CU0	3/1/22	110,000	112,388	111,962
	08/03/2015	Nursery ISD SC	67058DBK6	8/15/23	160,000	167,586	166,797
	12/31/2014	Washington Jr. Clg	938688TG3	10/1/23	100,000	105,415	104,834
	12/31/2014	Watauga-CTFS	941097PA9	2/1/24	100,000	102,983	102,576
	12/31/2014	Belton ISD	081077WG0	2/15/24	100,000	101,766	101,437
		NeTX Cmnty Glg	6643788EE5	4/1/24	175,000	185,341	184,510
	12/31/2014	Beeville-CTFS	077131JM3	8/15/25	155,000	164,043	163,678
	12/31/2014	Watauga-CTFS	941097PE1	2/1/28	105,000	107,797	108,043
	05/31/2017	Wylie-Ref Tx	983064TW6	2/15/29	625,000	645,350	646,519
	07/01/2016	Bowie ISD	102529HM9	8/15/30	405,000	410,873	413,149
		FHLMC	3132LKA34	10/1/30	3,825,000	2,971,996	2,945,659
		Conroe-A-CTFS Oblig TX 37	208399G82	03/01/2037	420,000	435,670	436,829
					<b>\$8,810,000</b>	<b>\$8,111,555</b>	<b>\$8,075,574</b>

Total BankTexas Account Balances as of report date:

1,934,453      6,512,811  
 116.97%      124.00%

NOTE: FDIC insurance coverage is in addition to listed securities.  
 \*Additional Pledges were pledged on 01/02/2018.

01/02/2018  
 11:26 AM  
 11/15/2017


WOOD COUNTY, TEXAS

INVESTMENT ACTIVITY FOR APRIL 30, 2018

04/30/2018																
CD ID	Description	Bank	Acct	Maturity Date	Original Principal	Prior Balance		Purchases/Deposits	Interest Credited	Withdrawals	Current Balance		This Month's		Accumulated	
						03/31/2018					04/30/2018	Unpaid Interest	Unpaid Interest			
16	*7485 DPC 12 MONTH	BTH	DPC	11/10/2018	\$ 500,000.00	\$ 525,799.66			\$ 446.57		\$ 526,246.23	\$ 320.77	\$ 320.77			
17	*7507 DPC 12 MONTH	BTH	DPC	11/10/2018	250,000.00	262,899.82			223.28		263,123.10	151.38	151.38			
18	*7523 HP 12 MONTH	BTH	HP	11/10/2018	75,000.00	78,869.90			66.99		78,936.89	45.41	45.41			
58	*182 DPC 365 DAY	CNB	DPC	10/15/2018	124,200.00	123,858.02			351.21		124,209.23	62.61	62.61			
59	*183 DPC 365 DAY	CNB	DPC	10/15/2018	124,200.00	123,858.02			351.21		124,209.23	62.61	62.61			
60	*884 DPC 365 DAY	FNBW	DPC	10/16/2018	117,500.00	121,717.56			327.57		122,045.13	54.68	54.68			
61	*885 DPC 365 DAY	FNBW	DPC	10/16/2018	117,500.00	121,717.56			327.57		122,045.13	54.68	54.68			
96	*4149 365 DAY	BTH	DPC	12/31/2018	500,000.00	516,032.24			424.14		516,456.38	14.14	14.14			
97	*4160 365 DAY	BTH	HP	12/31/2018	127,500.00	131,588.21			108.15		131,696.36	3.60	3.60			
123	CD 24 month	BTH	DPC	08/13/2018	500,000.00	521,025.65			508.89		521,534.54	295.77	295.77			
124	CD 24 month	BTH	DPC	08/13/2018	500,000.00	521,025.65			508.89		521,534.54	311.90	311.90			
167I	CDARS 30 Month	BTH	DPC	05/24/2018	515,000.00	533,904.98			1,142.13		535,047.11	0.00	0.00			
171H & 171I	CDARS 30 Month	BTH	DPC	07/19/2018	620,000.00	642,475.85			1,370.16		643,846.01	0.00	0.00			
172H & 172I	CDARS 30 Month	BTH	DPC	07/19/2018	260,000.00	269,425.31			574.58		269,999.89	0.00	0.00			
173H & 173I	CDARS 30 Month	BTH	DPC	07/26/2018	415,000.00	429,841.46			889.42		430,730.88	0.00	0.00			
174H & 174I	CDARS 30 Month	BTH	DPC	07/26/2018	415,001.00	429,842.47			889.42		430,731.89	0.00	0.00			
175H & 175I	CDARS 30 Month	BTH	DPC	07/26/2018	415,002.00	429,843.57			889.43		430,733.00	0.00	0.00			
179H	CDARS 30 Month	BTH	DPC	09/06/2018	405,502.00	419,874.40			956.98		420,831.38	0.00	0.00			
181G	CDARS 30 Month	BTH	HP	09/07/2018	260,000.00	268,434.14			543.27		268,977.41	0.00	0.00			
183	CDARS 104 Week	BTH	DPC	05/03/2018	407,252.00	415,092.05			341.30		415,433.35	0.00	0.00			
194F	CDARS 30 Month	BTH	DPC	03/21/2019	405,504.00	416,269.59			0.00		416,269.59	949.48	1,265.49			
196C	CDARS 30 Month	BTH	DPC	12/12/2019	750,000.00	761,531.02			0.00		761,531.02	1,737.92	2,720.98			
197C	CDARS 30 Month	BTH	DPC	12/12/2019	750,001.00	761,532.03			0.00		761,532.03	1,737.92	2,720.98			
198B	CDARS 30 Month	BTH	DPC	02/06/2020	750,001.00	760,444.53			1,626.75		762,071.28	0.00	0.00			
198-2A & B	CDARS 30 Month	BTH	DPC	03/19/2020	750,003.00	758,567.45			1,728.93		760,296.38	0.00	0.00			
199A & 199B	CDARS 30 Month	BTH	DPC	03/19/2020	750,004.00	758,568.46			1,728.93		760,297.39	0.00	0.00			
200B	CDARS 30 Month	BTH	HP	03/19/2020	250,000.00	252,854.80			576.31		253,431.11	0.00	0.00			
201A	CDARS 30 Month	BTH	DPC	04/30/2020	750,005.00	757,002.38			1,532.09		758,534.47	0.00	0.00			
202A	CDARS 30 Month	BTH	DPC	06/11/2020	750,006.00	755,330.35			1,721.55		757,051.90	0.00	0.00			
203	CDARS 30 Month	BTH	DPC	08/06/2020	750,007.00	752,790.17			1,610.37		754,400.54	0.00	0.00			
204	CDARS 30 Month	BTH	HP	08/06/2020	250,001.00	250,928.71			536.78		251,465.49	0.00	0.00			
205	CDARS 30 Month	BTH	DPC	08/06/2020	750,008.00	752,791.17			1,610.37		754,401.54	0.00	0.00			
206	CDARS 30 Month	BTH	DPC	09/17/2020	750,008.00	750,375.08			1,102.30		751,477.38	0.00	0.00			
207	CDARS 30 Month	BTH	DPC	09/17/2020	750,009.00	750,376.08			1,102.30		751,478.38	0.00	0.00			
Restricted	RB CD *1703 RRC	BTH*	DPC	03/26/2019	25,000.00	26,706.27			22.68		26,728.95	3.66	3.66			
Restricted	USV CD *1639 TCEQ	BTH*	DPC	03/25/2019	12,000.00	12,819.00			10.89		12,829.89	2.10	2.10			
<b>Total CDs</b>					\$ 15,841,214.00	\$ 16,166,013.61	\$ -	\$ 26,151.41	\$ -	\$ 16,192,165.02	\$ 5,808.63	\$ 8,090.76				
<b>TEXPOOL</b>					466	0.00		(0.00)		(0.00)						
Deposit Pooled Cash		TxP	DPC			\$ 508,905.30	\$ -	\$ 698.72	\$ -	\$ 509,604.02	n/a	n/a				
Interest & Sinking		TxP	I&S			36,542.82		50.21		36,593.03	n/a	n/a				
Health Plan		TxP	HP			1,164.73		1.50		1,166.23	n/a	n/a				
<b>Total Pools</b>						\$ 546,612.85	\$ -	\$ 750.43	\$ -	\$ 547,363.28						
<b>Money Market Account</b>																
Deposit Pooled Account		BTH	DPC			626,141.52		1,115.36	(1,141.52)	626,115.36						
Health Plan Account		BTH	HP			556,622.82	0.00	311.91	(250,000.00)	306,934.73	n/a	n/a				
<b>Total Money Market Accounts</b>						1,368,912.78	0.00	1,427.27	(251,141.52)	933,050.09						
<b>Insured Cash Sweeps Accounts</b>																
Deposit Pooled Cash		BTH*	Daily	n/a		\$ 13,081,199.03	\$ 925,568.21	\$ 16,025.49	\$ (1,753,107.00)	\$ 12,269,685.73	n/a	n/a				
Accounts Payable Cash		BTH*	Daily	n/a		1,431,549.99	1,476,706.05	2,347.03	(1,361,014.26)	1,549,588.81	n/a	n/a				
Payroll Cash		BTH*	Daily	n/a		1,511,914.55	945,808.69	2,076.65	(950,082.50)	1,509,717.39	n/a	n/a				
Health Plan		BTH*	Daily	n/a		123,799.44	376,460.62	313.36	(272,251.68)	228,321.74	n/a	n/a				
<b>Total Sweeps</b>						\$ 16,148,463.01	\$ 3,724,543.57	\$ 20,762.53	\$ (4,336,455.44)	\$ 15,557,313.67						
<b>Total Investments</b>					Total WAM days 451	\$ 34,230,002.25	\$ 3,724,543.57	\$ 49,091.64	\$ (4,587,596.96)	\$ 33,229,892.06	\$ 5,808.63	\$ 8,090.76				

COUNTY CLERK  
 APR 15 2018  
 AM 11:21



				Investments By Type		
				BT - Traditional CD	\$ 2,559,528.04	7.70%
				BT - CDARS	13,100,569.42	39.42%
				Non-Depository CD	492,508.72	1.48%
				BT-Restricted CD	39,558.84	0.12%
				BT-ICS *	15,557,313.67	46.82%
				Money Market Accts	933,050.09	2.81%
				Pools	547,363.28	1.65%
				<b>Total</b>	<b>\$ 33,229,892.06</b>	<b>100.00%</b>
					0.00	
				* Does not include in-transit items which can be either positive or negative.		
Note	BT* - BankTexas is the county's placement bank for both CDARS and ICS accounts into other FDIC covered banks. For bank details use Supplement Investment Schedule.					
I hereby submit the above report in addition to attached Supplement Investment Schedule as the written report of investment transactions for all invested funds held by Wood County Treasurer for period shown above and certify that these investments are in compliance with the local investment policy and Public Funds Investment Act.						
						
	Becky S. Burford, Wood County Treasurer Wood County Investment Officer					

2018 JUN 15 AM 11:26  
 COUNTY CLERK, WOOD COUNTY

**WOOD COUNTY, TEXAS**  
**Supplement Investment Schedule**  
**Summary of FDIC-Insured Institutions**  
**Outside of Depository Bank**  
**04/30/2018**

Bank	Location	Balance	Reference	Recap By Type	Totals
City National Bank	Quitman, TX	\$ 248,418.46	CD 58& 59	Local CD	\$ 492,508.72
First National Bank-Winnsboro, TX	Winnsboro, TX	244,090.26	CD 60& 61	Insured Cash Sweeps	15,557,313.67
Champlain National Bank	Elizabethtown, NY	157,281.90	CDARS#167I	CDARS	13,100,569.42
First Security Bank	Mackinaw, IL	248,701.72	CDARS#167I		29,150,391.81
Fortress Bank	Peoria, IL	129,063.49	CDARS#167I		\$
Crestmark Bank	Troy, MI	225,454.35	CDARS#171I		
Franklin Synergy Bank	Franklin, TN	247,727.12	CDARS#171I		
The American National Bank of Te	Terrell, TX	170,664.54	CDARS#171I		
BCB Community Bank	Bayonne, NJ	247,727.12	CDARS#172I		
Crestmark Bank	Troy, MI	22,272.77	CDARS#172I		
Enterprise Bank and Trust Compa	Lowell, MA	152,032.01	CDARS#173I		
First National Bank	Damariscotta, ME	204,832.18	CDARS#173I		
Main Street Bank	Marlborough, MA	73,866.69	CDARS#173I		
First National Bank	Damariscotta, ME	42,762.43	CDARS#174I		
Florida Parishes Bank	Hammond, LA	247,594.61	CDARS#174I		
Mission Bank	Bakersfield, CA	64,456.22	CDARS#174I		
Northern Bank & Trust Company	Woburn, MA	75,918.63	CDARS#174I		
Mission Bank	Bakersfield, CA	183,138.39	CDARS#175I		
Signature Bank	New York, NY	247,594.61	CDARS#175I		
Bank Hapoalim B.M.	New York, NY	248,516.31	CDARS#179H		
Northern Bank & Trust Company	Woburn, MA	172,315.07	CDARS#179H		
Farmers Bank & Trust	Great Bend, KS	3,387.45	CDARS#181G		
Landmark Bank	Columbia, MO	236,916.80	CDARS#181G		
The Muncy Bank and Trust Compa	Muncy, PA	28,673.16	CDARS#181G		
BankFirst	Norfolk, NE	95,639.47	CDARS#183		
Citizens Savings Bank and Trust C	Nashville, TX	77,522.71	CDARS#183		
First Western Trust Bank	Denver, CO	242,271.17	CDARS#183		
First International Bank & Trust	Watford City, ND	247,500.00	CDARS#194F		
Wyoming Community Bank	Riverton, WY	168,769.59	CDARS#194F		
Bank of Hope	Los Angeles, CA	247,500.00	CDARS#196C		
Bar Harbor Bank & Trust	Bar Harbor, ME	247,500.00	CDARS#196C		
Pathfinder Bank	Oswego, NY	19,031.02	CDARS#196C		
Valley National Bank	Wayne, NJ	247,500.00	CDARS#196C		
Central Bank and Trust Company	Hutchinson, KS	49,919.59	CDARS#197C		
Pathfinder Bank	Oswego, NY	228,468.98	CDARS#197C		
Union Bank & Trust	Lincoln, NE	247,500.00	CDARS#197C		
Yampa Valley Bank	Steamboat Springs, CO	235,643.46	CDARS#197C		
Generations Bank	Seneca Falls, NY	248,949.86	CDARS#198B		
Great Southern Bank	Reeds Spring, MO	248,949.86	CDARS#198B		
SmartBank	Pigeon Forge, TN	248,949.86	CDARS#198B		
The First National Bank of Elmer	Elmer, NJ	15,221.70	CDARS#198B		
Bank of Western Oklahoma	Elk City, OK	85,827.55	CDARS#198-2B		
Columbus Bank & Tr Co	Columbus, NE	171,778.72	CDARS#198-2B		
Independent Bank	Ionia, MI	248,252.42	CDARS#198-2B		
Mauch Chunk Trust Company	Jim Thorpe, PA	248,252.42	CDARS#198-2B		
Optima Bank & Trust Company	Portsmouth, NH	6,185.27	CDARS#198-2B		
MidWestOne Bank	Iowa City, IA	21,725.39	CDARS#199B		
Optima Bank & Trust Company	Portsmouth, NH	242,067.16	CDARS#199B		
Rockford bank and Trust Compan	Rockford, IL	248,252.42	CDARS#199B		
TriState Capital Bank	Pittsburgh, PA	248,252.42	CDARS#199B		
Bank of Western Oklahoma	Elk City, OK	162,424.87	CDARS#200B		
Landmark Bank	Columbia, MO	12,036.48	CDARS#200B		
Wyoming Community Bank	Riverton, WY	78,969.76	CDARS#200B		
Amarillo National Bank	Amarillo, TX	248,989.00	CDARS#201A		
CoastalStates Bank	Hilton Head Island, SC	248,989.00	CDARS#201A		
First Interstate Bank	Billings, MT	248,989.00	CDARS#201A		
The Muncy Bank and Trust Compa	Muncy, PA	11,567.47	CDARS#201A		
CIBC Bank USA	Chicago, IL	248,384.33	CDARS#202A		
Howard Bank	Ellicott City, MD	248,384.33	CDARS#202A		
Old Second National Bank	Aurora, IL	248,384.33	CDARS#202A		
Yampa Valley Bank	Steamboat Springs, CO	11,898.91	CDARS#202A		
Bank of Blue Valley	Overland Park, KS	223,660.51	CDARS#203		
Community West Bank, N.A.	Goleta, CA	32,840.31	CDARS#203		
Countryside Bank	Countryside Bank	248,949.86	CDARS#203		
Simmons Bank	Pine Bluff, AR	248,949.86	CDARS#203		
Bank of Blue Valley	Overland Park, KS	25,289.34	CDARS#204		
Centric Bank	Harrisburg, PA	226,176.15	CDARS#204		
Bank of America, N.A.	Charlotte, NC	248,949.86	CDARS#205		
Centric Bank	Harrisburg, PA	22,773.68	CDARS#205		
MainStreet Bank	Fairfax, VA	248,949.86	CDARS#205		
The First National Bank of Elmer	Elmer, NJ	233,728.14	CDARS#205		
Bank Iowa	West Des Moines, IA	246,481.95	CDARS#206		
Minnwest Bank	Redwood Falls, MN	12,031.53	CDARS#206		
Parke Bank	Sewell, NJ	246,481.95	CDARS#206		
St. Louis Bank	Town and Country, MO	246,481.95	CDARS#206		
AVB Bank	Broken Arrow, OK	246,481.95	CDARS#207		
Main Street Bank	Marlborough, MA	172,498.82	CDARS#207		
Minnwest Bank	Redwood Falls, MN	86,015.66	CDARS#207		
ZB, National Association	Salt Lake City, UT	246,481.95	CDARS#207		
Alpine Bank	Glenwood Springs, CO	245,285.64	ICS-DPC		
Androscooggin Savings Bank	Lewiston, ME	245,295.40	ICS-DPC		
Associated Bank, N.A.	Green Bay, WI	245,295.40	ICS-DPC		
Bangor Savings Bank	Bangor, ME	245,295.40	ICS-DPC		
Bank of Marin	Novato, CA	9.74	ICS-DPC		

2018 JUN 15 AM 11:25  
COUNTY CLERK WOOD COUNTY TX

**WOOD COUNTY, TEXAS**  
**Supplement Investment Schedule**  
**Summary of FDIC-Insured Institutions**  
**Outside of Depository Bank**  
**04/30/2018**

Bank	Location	Balance	Reference	Recap By Type	Totals
City National Bank	Quitman, TX	\$ 248,418.46	CD 58& 59	Local CD	\$ 492,508.72
First National Bank-Winnsboro, TX	Winnsboro, TX	244,090.26	CD 60& 61	Insured Cash Sweeps	15,557,313.67
Champlain National Bank	Elizabethtown, NY	157,281.90	CDARS#167I	CDARS	13,100,569.42
First Security Bank	Mackinaw, IL	248,701.72	CDARS#167I		29,150,391.81
Fortress Bank	Peoria, IL	129,063.49	CDARS#167I		\$
Crestmark Bank	Troy, MI	225,454.35	CDARS#171I		
Franklin Synergy Bank	Franklin, TN	247,727.12	CDARS#171I		
The American National Bank of Te	Terrell, TX	170,664.54	CDARS#171I		
BCB Community Bank	Bayonne, NJ	247,727.12	CDARS#172I		
Crestmark Bank	Troy, MI	22,272.77	CDARS#172I		
Enterprise Bank and Trust Compa	Lowell, MA	152,032.01	CDARS#173I		
First National Bank	Damariscotta, ME	204,832.18	CDARS#173I		
Main Street Bank	Marlborough, MA	73,866.69	CDARS#173I		
First National Bank	Damariscotta, ME	42,762.43	CDARS#174I		
Florida Parishes Bank	Hammond, LA	247,594.61	CDARS#174I		
Mission Bank	Bakersfield, CA	64,456.22	CDARS#174I		
Northern Bank & Trust Company	Woburn, MA	75,918.63	CDARS#174I		
Mission Bank	Bakersfield, CA	183,138.39	CDARS#175I		
Signature Bank	New York, NY	247,594.61	CDARS#175I		
Bank Hapoalim B.M.	New York, NY	248,516.31	CDARS#179H		
Northern Bank & Trust Company	Woburn, MA	172,315.07	CDARS#179H		
Farmers Bank & Trust	Great Bend, KS	3,387.45	CDARS#181G		
Landmark Bank	Columbia, MO	236,916.80	CDARS#181G		
The Muncy Bank and Trust Compe	Muncy, PA	28,673.16	CDARS#181G		
BankFirst	Norfolk, NE	95,639.47	CDARS#183		
Citizens Savings Bank and Trust C	Nashville, TX	77,522.71	CDARS#183		
First Western Trust Bank	Denver, CO	242,271.17	CDARS#183		
First International Bank & Trust	Watford City, ND	247,500.00	CDARS#194F		
Wyoming Community Bank	Riverton, WY	168,769.59	CDARS#194F		
Bank of Hope	Los Angeles, CA	247,500.00	CDARS#196C		
Bar Harbor Bank & Trust	Bar Harbor, ME	247,500.00	CDARS#196C		
Pathfinder Bank	Oswego, NY	19,031.02	CDARS#196C		
Valley National Bank	Wayne, NJ	247,500.00	CDARS#196C		
Central Bank and Trust Company	Hutchinson, KS	49,919.59	CDARS#197C		
Pathfinder Bank	Oswego, NY	228,468.98	CDARS#197C		
Union Bank & Trust	Lincoln, NE	247,500.00	CDARS#197C		
Yampa Valley Bank	Steamboat Springs, CO	235,643.46	CDARS#197C		
Generations Bank	Seneca Falls, NY	248,949.86	CDARS#198B		
Great Southern Bank	Reeds Spring, MO	248,949.86	CDARS#198B		
SmartBank	Pigeon Forge, TN	248,949.86	CDARS#198B		
The First National Bank of Elmer	Elmer, NJ	15,221.70	CDARS#198B		
Bank of Western Oklahoma	Eik City, OK	85,827.55	CDARS#198-2B		
Columbus Bank & Tr Co	Columbus, NE	171,778.72	CDARS#198-2B		
Independent Bank	Ionia, MI	248,252.42	CDARS#198-2B		
Mauch Chunk Trust Company	Jim Thorpe, PA	248,252.42	CDARS#198-2B		
Optima Bank & Trust Company	Portsmouth, NH	6,185.27	CDARS#198-2B		
MidWestOne Bank	Iowa City, IA	21,725.39	CDARS#199B		
Optima Bank & Trust Company	Portsmouth, NH	242,067.16	CDARS#199B		
Rockford bank and Trust Compan	Rockford, IL	248,252.42	CDARS#199B		
TriState Capital Bank	Pittsburgh, PA	248,252.42	CDARS#199B		
Bank of Western Oklahoma	Eik City, OK	162,424.87	CDARS#200B		
Landmark Bank	Columbia, MO	12,036.48	CDARS#200B		
Wyoming Community Bank	Riverton, WY	78,969.76	CDARS#200B		
Amarillo National Bank	Amarillo, TX	248,989.00	CDARS#201A		
CoastalStates Bank	Hilton Head Island, SC	248,989.00	CDARS#201A		
First Interstate Bank	Billings, MT	248,989.00	CDARS#201A		
The Muncy Bank and Trust Compe	Muncy, PA	11,567.47	CDARS#201A		
CIBC Bank USA	Chicago, IL	248,384.33	CDARS#202A		
Howard Bank	Ellicott City, MD	248,384.33	CDARS#202A		
Old Second National Bank	Aurora, IL	248,384.33	CDARS#202A		
Yampa Valley Bank	Steamboat Springs, CO	11,898.91	CDARS#202A		
Bank of Blue Valley	Overland Park, KS	223,660.51	CDARS#203		
Community West Bank, N.A.	Goleta, CA	32,840.31	CDARS#203		
Countryside Bank	Countryside Bank	248,949.86	CDARS#203		
Simmons Bank	Pine Bluff, AR	248,949.86	CDARS#203		
Bank of Blue Valley	Overland Park, KS	25,289.34	CDARS#204		
Centric Bank	Harrisburg, PA	226,176.15	CDARS#204		
Bank of America, N.A.	Charlotte, NC	248,949.86	CDARS#205		
Centric Bank	Harrisburg, PA	22,773.68	CDARS#205		
MainStreet Bank	Fairfax, VA	248,949.86	CDARS#205		
The First National Bank of Elmer	Elmer, NJ	233,728.14	CDARS#205		
Bank Iowa	West Des Moines, IA	246,481.95	CDARS#206		
Minwest Bank	Redwood Falls, MN	12,031.53	CDARS#206		
Parke Bank	Sewell, NJ	246,481.95	CDARS#206		
St. Louis Bank	Town and Country, MO	246,481.95	CDARS#206		
AVB Bank	Broken Arrow, OK	246,481.95	CDARS#207		
Main Street Bank	Marlborough, MA	172,498.82	CDARS#207		
Minwest Bank	Redwood Falls, MN	86,015.66	CDARS#207		
ZB, National Association	Salt Lake City, UT	246,481.95	CDARS#207		
Alpine Bank	Glenwood Springs, CO	245,285.64	ICS-DPC		
Androscooggin Savings Bank	Lewiston, ME	245,295.40	ICS-DPC		
Associated Bank, N.A.	Green Bay, WI	245,295.40	ICS-DPC		
Bangor Savings Bank	Bangor, ME	245,295.40	ICS-DPC		
Bank of Marin	Novato, CA	9.74	ICS-DPC		

2018 JUN 15 AM 11:26  
WOOD COUNTY CLERK

**WOOD COUNTY, TEXAS**  
**Supplement Investment Schedule**  
**Summary of FDIC-Insured Institutions**  
**Outside of Depository Bank**  
04/30/2018

Bank	Location	Balance	Reference	Recap By Type	Totals
Bank of the Ozarks	Little Rock, AR	245,295.40	ICS-DPC		
BankUnited	Miami Lakes, FL	245,186.57	ICS-DPC		
BB&T	Winston Salem, NC	245,285.65	ICS-DPC		
Berkshire Bank	Pittsfield, MA	245,295.40	ICS-DPC		
BNB Bank	Bridgehampton, NY	245,295.39	ICS-DPC		
Bofi Federal Bank	San Diego, CA	34.73	ICS-DPC		
BOKF, National Association	Tulsa, OK	245,285.65	ICS-DPC		
Bremer Bank, National Association	South St. Paul, MN	55.40	ICS-DPC		
Busey Bank	Champaign, IL	245,295.40	ICS-DPC		
Centennial Bank	Conway, AR	245,283.76	ICS-DPC		
CenterState of Florida, N.A.	Winter Haven, FL	9.75	ICS-DPC		
Central Bank of St. Louis	Clayton, MO	0.01	ICS-DPC		
Centreville Bank	West Warwick, RI	0.52	ICS-DPC		
Chemung Canal Trust Company	Elmira, NY	245,186.57	ICS-DPC		
Customers Bank	Wyomissing, PA	245,295.40	ICS-DPC		
Dollar Bank, Federal Savings Bank	Pittsburgh, PA	9.75	ICS-DPC		
Dubaque Bank and Trust Company	Dubuque, IA	230.27	ICS-DPC		
EagleBank	Bethesda, MD	245,295.40	ICS-DPC		
Empire National Bank	Islandia, NY	245,295.40	ICS-DPC		
Enterprise Bank and Trust	Clayton, MO	245,295.40	ICS-DPC		
Equity Bank	Andover, KS	245,285.65	ICS-DPC		
First Bank of Highland Park	Highland Park, IL	192.08	ICS-DPC		
First Citizens Bank	Mason City, IA	245,295.40	ICS-DPC		
First Federal Bank of Florida	Lake City, FL	245,285.64	ICS-DPC		
First National Bank of Omaha	Omaha, NE	245,175.92	ICS-DPC		
First Tennessee Bank, NA	Memphis, TN	245,289.79	ICS-DPC		
Five Star Bank	Warsaw, NY	245,058.85	ICS-DPC		
Five Star Bank - Rocklin CA	Rocklin, CA	245,285.64	ICS-DPC		
Flushing Bank	Uniondale, NY	245,295.40	ICS-DPC		
Frontier Bank	Omaha, NE	245,285.64	ICS-DPC		
Fulton Bank, N.A.	Lancaster, PA	236.47	ICS-DPC		
Glacier Bank	Kalispell, MT	245,285.64	ICS-DPC		
Glens Falls Natl Bank and Trust Co	Glens Falls, NY	245,295.40	ICS-DPC		
Gorham Savings Bank	Gorham, ME	245,285.64	ICS-DPC		
Great Western Bank	Watertown, SD	245,088.32	ICS-DPC		
Happy State Bank	Happy, TX	9.75	ICS-DPC		
HarborOne Bank	Brockton, MA	108.82	ICS-DPC		
Heritage Bank	Olympia, WA	49.78	ICS-DPC		
Hills Bank and Trust Company	Hills, IA	245,285.64	ICS-DPC		
Iberiabank	Lafayette, LA	245,295.40	ICS-DPC		
Illinois National Bank	Springfield, IL	9.75	ICS-DPC		
Independence Bank	Havre, MT	245,294.55	ICS-DPC		
Independent Bank-McKinney	McKinney, TX	245,295.40	ICS-DPC		
Ion Bank	Naugatuck, CT	245,295.40	ICS-DPC		
Kirkpatrick Bank	Edmond, OK	117.52	ICS-DPC		
Lake Forest Bank & Trust Co, N.A.	Lake Forest, IL	245,295.39	ICS-DPC		
Machias Savings Bank	Machias, ME	9.75	ICS-DPC		
Manufacturers Bank	Los Angeles, CA	246.29	ICS-DPC		
Mascoma Savings Bank	Lebanon, NH	45.02	ICS-DPC		
Merchants Bank of Indiana	Carmel IN	245,285.64	ICS-DPC		
Morton Community Bank	Morton, IL	245,295.40	ICS-DPC		
Mutual of Omaha Bank	Omaha, NE	245,295.40	ICS-DPC		
NBT Bank, National Association	Norwich, NY	9.75	ICS-DPC		
New York Community Bank	Westbury, NY	148.05	ICS-DPC		
Old Line Bank	Bowie, MD	9.75	ICS-DPC		
Oritani Bank	Township of Washington,	245,295.40	ICS-DPC		
Pinnacle Bank	Nashville, TN	236.47	ICS-DPC		
Quad City Bank and Trust Company	Bettendorf, IA	23.62	ICS-DPC		
Republic Bank & Trust Company	Louisville, KY	245,295.40	ICS-DPC		
Santa Cruz County Bank	Watsonville, CA	245,285.64	ICS-DPC		
SouthEast Bank	Farragut, TN	245,153.12	ICS-DPC		
Sterling National Bank	Montebello, NY	245,285.64	ICS-DPC		
The Bank of Castile	Castile, NY	245,260.11	ICS-DPC		
The Park National Bank	Newark, OH	236.47	ICS-DPC		
The Washington Trust Company	Westerly, RI	236.47	ICS-DPC		
Traditional Bank, Inc.	Mount Sterling, KY	245,208.33	ICS-DPC		
U.S. Bank National Association	Cincinnati, OH	245,248.02	ICS-DPC		
United Bank - Fairfax	Fairfax, VA	3,887.27	ICS-DPC		
Venture Bank	Bloomington, MN	245,285.64	ICS-DPC		
West Bank	West Des Moines, IA	245,295.40	ICS-DPC		
Western Alliance Bank	Phoenix, AZ	245,295.40	ICS-DPC		
Bank of Central Florida	Lakeland, FL	14.03	ICS-AP		
Banner Bank	Walla Walla, WA	245,407.16	ICS-AP		
Bell Bank	Fargo, ND	98.19	ICS-AP		
Burke & Herbert Bank & Trust Co.	Alexandria, VA	13.94	ICS-AP		
Citizen National Bank	Sevierville, TN	19.87	ICS-AP		
ConnectOne Bank	Englewood Cliffs, NJ	13.93	ICS-AP		
Fidelity Bank	Wichita, KS	7.64	ICS-AP		
Great Western Bank	Watertown, SD	294.90	ICS-AP		
Huntington Valley Bank	Huntingdon Valley, PA	245,403.94	ICS-AP		
InterBank	Oklahoma City, OK	245,116.28	ICS-AP		
MidFirst Bank	Oklahoma City, OK	13.94	ICS-AP		
Minnesota Bank & Trust	Edina, MN	14.03	ICS-AP		
New York Community Bank	Westbury, NY	17.90	ICS-AP		
Quad City Bank and Trust Company	Bettendorf, IA	245,276.30	ICS-AP		

2018 JUN 15 AM 11:26  
WOOD COUNTY CLERK  
JUDITH A. ...