

**WOOD COUNTY, TEXAS  
COMBINED STATEMENT OF CASH ACCOUNTS ACTIVITY  
FOR THE MONTH ENDING JULY 31, 2018**

FILED FOR RECORD  
2018 NOV -2 PM 11:13  
JELLY FERRIS  
COUNTY CLERK, WOOD CO TX

FUND CODE	FUND NAME	CASH BALANCE 6/30/2018	RECEIPTS	DISBURSEMENTS	TRANSFER IN/(OUT)	Net Change	CASH BALANCE 7/31/2018
<b>BUDGETED FUNDS</b>							
<u>OPERATING FUNDS</u>							
100	General	\$ 21,238,932.83	\$ 458,666.14	\$ (1,108,362.27)	\$ 16,344.06	\$ (633,352.07)	\$ 20,605,580.76
200	Road and Bridge Fund	4,302,156.39	151,980.57	(637,891.98)	(22.01)	(485,933.42)	3,816,222.97
270	Tobacco Settlement Fund	87,953.03	0.00	0.00	0.00	0.00	87,953.03
	<b>Total Operating Funds</b>	<b>\$ 25,629,042.25</b>	<b>\$ 610,646.71</b>	<b>\$ (1,746,254.25)</b>	<b>\$ 16,322.05</b>	<b>\$ (1,119,285.49)</b>	<b>\$ 24,509,756.76</b>
<u>SPECIAL REVENUE FUNDS</u>							
230	CC-Records Mgmt. & Preservation	653,714.36	10,922.29	(15,540.45)	0.00	(4,618.16)	649,096.20
231	General Records Mgmt. & Preservation	27,170.72	1,300.59	(2,107.05)	0.00	(806.46)	26,364.26
232	CC-Records Archive Fee	674,050.05	10,518.25	(197,937.34)	0.00	(187,419.09)	486,630.96
234	Courthouse Security	57,177.25	2,319.43	(109.90)	(1,750.00)	459.53	57,636.78
235	Hotel and Motel Tax	140,050.22	7,533.89	(5,270.17)	0.00	2,263.72	142,313.94
236	Child Welfare	1,812.97	53.43	0.00	0.00	53.43	1,866.40
238	Crime Victims Services	4,991.84	19.41	0.00	0.00	19.41	5,011.25
239	Justice Court Technology	69,997.27	1,248.24	0.00	0.00	1,248.24	71,245.51
240	DC-Records Mgmt & Preservation	21,529.76	246.17	(8.00)	0.00	238.17	21,767.93
241	JP Building Security Fee	28,635.42	327.70	(251.51)	0.00	76.19	28,711.61
242	Elections Special	52,093.54	98.19	0.00	0.00	98.19	52,191.73
243	Guardianship	49,225.28	553.42	0.00	0.00	553.42	49,778.70
244	CC-Technology	6,102.07	127.67	0.00	0.00	127.67	6,229.74
245	DC-Technology	12,954.26	213.77	0.00	0.00	213.77	13,168.03
246	DC-Records Archive Fee	44,948.95	495.03	0.00	0.00	495.03	45,443.98
247	DC-CT Records Preservation	29,458.20	255.72	0.00	0.00	255.72	29,713.92
260	Law Library	36,837.09	1,570.62	(1,239.00)	0.00	331.62	37,168.71
305	Constable Forfeiture	2,296.35	4.35	0.00	0.00	4.35	2,300.70
	<b>Total Special Revenue Funds</b>	<b>\$ 1,913,045.60</b>	<b>\$ 37,808.17</b>	<b>\$ (222,463.42)</b>	<b>(\$1,750.00)</b>	<b>\$ (186,405.25)</b>	<b>\$ 1,726,640.35</b>
<u>OTHER FUNDS</u>							
250	Right of Way	836,274.30	1,671.61	0.00	0.00	1,671.61	837,945.91
281	Community Supervision & Corr.	437,505.79	26,630.62	(43,421.72)	0.00	(16,791.10)	420,714.69
290	Juvenile Probation Department	24,491.13	43,070.00	(38,038.00)	0.00	5,032.00	29,523.13
892	Historical Commission	46,599.96	101.57	(341.81)	0.00	(240.24)	46,359.72
	<b>Total Other Funds</b>	<b>\$ 1,344,871.18</b>	<b>\$ 71,473.80</b>	<b>\$ (81,801.53)</b>	<b>\$ -</b>	<b>\$ (10,327.73)</b>	<b>\$ 1,334,543.45</b>
	<b>TOTAL BUDGETED FUNDS</b>	<b>\$ 28,886,959.03</b>	<b>\$ 719,928.68</b>	<b>\$ (2,050,519.20)</b>	<b>\$ 14,572.05</b>	<b>\$ (1,316,018.47)</b>	<b>\$ 27,570,940.56</b>
<b>NON-BUDGETED AND NON-COUNTY FUNDS</b>							
880	Treasurer's State Fees	86,807.14	39,930.50	(113,909.98)	(11,798.05)	(85,777.53)	1,029.61
891	Payroll Fund	0.00	0.00	0.00	0.00	0.00	0.00
999	Upper Sabine Valley Waste Mgmt	747,772.36	37,383.04	(34,438.67)	(37,774.00)	(34,829.63)	712,942.73
	<b>TOTAL NON-BUDGETED FUNDS</b>	<b>\$ 834,579.50</b>	<b>\$ 77,313.54</b>	<b>\$ (148,348.65)</b>	<b>\$ (49,572.05)</b>	<b>\$ (120,607.16)</b>	<b>\$ 713,972.34</b>
	<b>TOTAL CASH IN POOLED ACCOUNTS</b>	<b>\$ 29,721,538.53</b>	<b>\$ 797,242.22</b>	<b>\$ (2,198,867.85)</b>	<b>\$ (35,000.00)</b>	<b>\$ (1,436,625.63)</b>	<b>\$ 28,284,912.90</b>
<b>CASH IN BANK - POOLED CASH ACCOUNTS</b>							
890	AP Pooled Cash	1,369,067.86	2,461.18	(1,197,863.94)	680,000.00	(515,402.76)	853,665.10
890	Payroll Pooled Cash	1,638,372.80	2,792.29	(978,257.84)	340,000.00	(635,465.55)	1,002,907.25
890	Deposits Pooled Cash	11,920,984.70	745,778.18	0.00	1,162,448.63	1,908,226.81	13,829,211.51
890	CD Investments	2,353,083.71	2,077.07	0.00	0.00	2,077.07	2,355,160.78
890	CD Non-Depository	492,508.72	1,376.46	0.00	0.00	1,376.46	493,885.18
890	CDARS Investments	11,431,854.39	20,400.67	0.00	(2,220,098.63)	(2,199,697.96)	9,232,156.43
890	TexPool Pooled Investments	511,106.35	820.30	0.00	0.00	820.30	511,926.65
890	Jury Pooled Cash	4,560.00	0.00	(1,210.00)	2,650.00	1,440.00	6,000.00
	<b>TOTAL CASH IN BANK - POOLED CASH ACCOUNTS</b>	<b>\$ 29,721,538.53</b>	<b>\$ 775,706.15</b>	<b>\$ (2,177,331.78)</b>	<b>(\$35,000.00)</b>	<b>\$ (1,436,625.63)</b>	<b>\$ 28,284,912.90</b>
					0.00	0.00	

FUND CODE	FUND NAME	CASH BALANCE 6/30/2018	RECEIPTS	DISBURSEMENTS	TRANSFER IN/(OUT)	Net Change	CASH BALANCE 7/31/2018
<b>CASH IN BANK - NON POOLED CASH ACCOUNTS - NON-BUDGETED, NON-COUNTY OR OTHER FUNDS</b>							
<b>BANKTEXAS ACCOUNTS</b>							
200	Road & Bridge CD RRC Restricted	\$ 26,773.64	\$ 22.01	\$0.00	\$0.00	\$22.01	\$ 26,795.65
233	Sheriff's Forfeiture Fund (Budgeted)	746.30	0.00	(500.00)	0.00	-500.00	246.30
401	Grant Fund	0.00	0.00	0.00	0.00	0.00	0.00
601	Interest & Sinking	24,354.39	377.61	0.00	0.00	377.61	24,732.00
895	Health Plan	269,057.68	385,440.75	(330,478.37)	12.36	54,974.74	324,032.42
895	Health Plan MMKT	12.36	0.00	0.00	(12.36)	(12.36)	0.00
895	Health Plan CD	210,985.42	177.03	0.00	0.00	177.03	211,162.45
895	Health Plan CDARS	777,596.13	1,941.83	0.00	0.00	1,941.83	779,537.96
898	MRP/DPC Clearing	5,840.63	3,862.09	(1,997.88)	0.00	1,864.21	7,704.84
	District Clerk Clearing	22,763.61	24,645.40	(23,723.61)	0.00	921.79	23,685.40
	JP1 Clearing	21,329.72	16,022.50	(23,096.82)	0.00	(7,074.32)	14,255.40
	JP2 Clearing	14,429.50	13,787.30	(16,366.40)	0.00	(2,579.10)	11,850.40
	JP3 Clearing	15,385.10	12,945.80	(18,272.10)	0.00	(5,326.30)	10,058.80
	JP4 Clearing	4,732.20	5,827.00	(7,462.70)	0.00	(1,635.70)	3,096.50
	RV Clearing	0.00	0.00	0.00	0.00	0.00	0.00
	Treasurer's Credit Card	3,518.05	24,763.30	(26,931.81)	0.00	(2,168.51)	1,349.54
999	USVSWMD Payroll Clearing	70,582.85	0.00	(29,897.43)	35,000.00	5,102.57	75,685.42
999	USVSWMD CD TCEQ Restricted	12,851.35	10.56	0.00	0.00	10.56	12,861.91
	<b>TOTAL BANKTEXAS - NON POOLED CASH ACCOUNTS</b>	<b>\$ 1,480,958.93</b>	<b>\$ 489,823.18</b>	<b>\$ (478,727.12)</b>	<b>\$35,000.00</b>	<b>\$ 46,096.06</b>	<b>\$ 1,527,054.99</b>
<b>TEXPOOL ACCOUNTS</b>							
601	Interest & Sinking	36,700.85	58.89	0.00	0.00	58.89	36,759.74
895	Health Plan	1,169.67	1.86	0.00	0.00	1.86	1,171.53
	<b>TOTAL TEXPOOL - NON POOLED CASH ACCOUNTS</b>	<b>\$ 37,870.52</b>	<b>\$60.75</b>	<b>\$0.00</b>	<b>\$0.00</b>	<b>\$ 60.75</b>	<b>\$ 37,931.27</b>
	<b>TOTAL CASH IN BANK - NON POOLED CASH ACCOUNTS</b>	<b>\$ 1,518,829.45</b>	<b>\$ 489,883.93</b>	<b>\$ (478,727.12)</b>	<b>\$35,000.00</b>	<b>\$ 46,156.81</b>	<b>\$ 1,564,986.26</b>
	<b>TOTAL CASH IN BANK - ALL TREASURER'S ACCOUNTS</b>	<b>\$ 31,240,367.98</b>	<b>\$ 1,265,590.08</b>	<b>\$ (2,656,058.90)</b>	<b>\$0.00</b>	<b>\$ (1,390,468.82)</b>	<b>\$ 29,849,899.16</b>

Miscellaneous Information 0.00  
 Indebtedness as of 7/31/2018: \$0.00 Certificate of Obligation: None  
 RB Line of Credit-Railroad Commission \$25,000 CD Secured - Current Balance Available \$26,795  
 Bank Texas (including CDARS and ICS) \$ 28,806,156.06  
 Non-Depository Investments 493,885.18  
 TexPool: 549,857.92  
 Total \$ 29,849,899.16 0.00  
 Bank Texas Interest Income: Interest Rate .00%-2.33% \$ 31,781.07  
 Certificates of Deposit: Interest Rates Varies 3,663.13  
 CDARS Interest Income 22,342.50  
 TexPool Interest Income: Interest Rate 1.89% 681.05  
 Total Interest Income \$ 58,667.75 0.00

I, Becky S. Burford, County Treasurer, in and for the County of Wood, State of Texas, do hereby present the July 2018 Statement of Cash Accounts Activity, the attached Treasurer's Report of Cash Receipts and Disbursements, and the Report of Securities as true and correct statements, to the best of my knowledge, of accounts under the control of Wood County Treasurer and furthermore state that the fund balances are on deposit earning interest in accordance with the Wood County Investment Policy earning interest in accordance with the Wood County Depository Contract.

Presented, examined, and accepted at the regular term of Commissioners Court on this the 2nd day of November 2018

*Becky S. Burford*  
 \_\_\_\_\_  
 Becky S. Burford, Wood County Treasurer

*Bryan Jeanes*  
 \_\_\_\_\_  
 Bryan Jeanes, County Judge

*Virgil Holland, Jr.*  
 \_\_\_\_\_  
 Virgil Holland, Jr. Commissioner Precinct 1


*Jerry G. Binkley*  
 \_\_\_\_\_  
 Jerry G. Binkley, Commissioner Precinct 2

*Mike Simmons*  
 \_\_\_\_\_  
 Mike Simmons, Commissioner Precinct 3

*Glenn L. Tucker*  
 \_\_\_\_\_  
 Glenn L. Tucker, Commissioner Precinct 4

*Terry Sellars*  
 \_\_\_\_\_  
 Terry Sellars, Auditor

ATTENTION  
*Kelley Price*  
 \_\_\_\_\_  
 Kelley Price, County Clerk



**WOOD COUNTY, TEXAS  
 RECAP OF FUNDS BY BANK ACCOUNTS  
 FOR THE MONTH ENDING JULY 31, 2018**

FILED FOR RECORD  
 2018 NOV -2 PM 11:13  
 COUNTY CLERK WOOD COUNTY TEXAS

Fund	Beginning Cash Balance	M-T-D Receipts	M-T-D Disbursements	Transfers	Ending Balance	BankTexas Quitman	Allocation of Cash			Total Cash
							BankTexas CDARS	Non-Depositor Banks	TexPool	
200 Road & Bridge CD Restricted	\$ 26,773.64	\$22.01	\$0.00	\$0.00	\$26,795.65	\$26,795.65	\$0.00	\$0.00	\$0.00	\$26,795.65
233 Sheriff Forfeiture Fund	746.30	0.00	(500.00)	0.00	246.30	\$246.30				\$246.30
401 Texas Comm. Dev. Program	0.00	0.00	0.00	0.00	0.00	\$0.00	0.00	0.00	0.00	0.00
601 Interest and Sinking	61,055.24	436.50	0.00	0.00	61,491.74	24,732.00	0.00	0.00	36,759.74	61,491.74
890 Pooled Funds	15,444,091.71	751,851.95	(2,177,331.78)	2,185,098.63	16,203,710.51	15,691,783.86	0.00	0.00	511,926.65	16,203,710.51
890 Pooled CDs	14,277,446.82	23,854.20	0.00	(2,220,098.63)	12,081,202.39	2,355,160.78	9,232,156.43	493,885.18	0.00	12,081,202.39
895 Health Plan Fund	270,227.35	385,442.61	(330,478.37)	12.36	325,203.95	324,032.42	0.00	0.00	1,171.53	325,203.95
895 Health Plan Fund MMKT	12.36	0.00	0.00	(12.36)	(0.00)	0.00	0.00	0.00	0.00	0.00
895 Health Plan CDs	988,581.55	2,118.86	0.00	0.00	990,700.41	211,162.45	779,537.96	0.00	0.00	990,700.41
898 MRP/DPC Clearing	5,840.63	3,862.09	(1,997.88)	0.00	7,704.84	7,704.84	0.00	0.00	0.00	7,704.84
District Clerk Clearing	22,763.61	24,645.40	(23,723.61)	0.00	23,685.40	23,685.40	0.00	0.00	0.00	23,685.40
JP1 Clearing	21,329.72	16,022.50	(23,096.82)	0.00	14,255.40	14,255.40	0.00	0.00	0.00	14,255.40
JP2 Clearing	14,429.50	13,787.30	(16,366.40)	0.00	11,850.40	11,850.40	0.00	0.00	0.00	11,850.40
JP3 Clearing	15,385.10	12,945.80	(18,272.10)	0.00	10,058.80	10,058.80	0.00	0.00	0.00	10,058.80
JP4 Clearing	4,732.20	5,827.00	(7,462.70)	0.00	3,096.50	3,096.50	0.00	0.00	0.00	3,096.50
RV Park Clearing	0.00	0.00	0.00	0.00	0.00	0.00	0.00	0.00	0.00	0.00
Treasurer's Credit Card	3,518.05	24,763.30	(26,931.81)	0.00	1,349.54	1,349.54	0.00	0.00	0.00	1,349.54
999 USVSWMD Payroll Clearing	70,582.85	0.00	(29,897.43)	35,000.00	75,685.42	75,685.42	0.00	0.00	0.00	75,685.42
999 USVSWMD CD Restricted*	12,851.35	10.56	0.00	0.00	12,861.91	12,861.91	0.00	0.00	0.00	12,861.91
<b>Grand Total</b>	<b>\$ 31,240,367.98</b>	<b>\$ 1,265,590.08</b>	<b>\$ (2,656,058.90)</b>	<b>\$ -</b>	<b>\$ 29,849,899.16</b>	<b>\$ 18,794,461.67</b>	<b>\$ 10,011,694.39</b>	<b>\$ 493,885.18</b>	<b>\$ 549,857.92</b>	<b>\$ 29,849,899.16</b>
*Non-County Funds										

**WOOD COUNTY, TEXAS  
COMBINED STATEMENT OF CASH ACCOUNTS ACTIVITY  
FOR THE YEAR-TO-DATE THROUGH JULY 31, 2018**

FILED FOR RECORD  
2018 NOV -2 PM 11:13  
COUNTY CLERK, WOOD CO TX

FUND CODE	FUND NAME	CASH BALANCE 10/01/2017	PRIOR-YEAR RECLASSES	REVISED CASH BALANCE 10/01/2017	RECEIPTS	DISBURSEMENTS	TRANSFER IN/(OUT)	Net Change	CASH BALANCE 7/31/2018
<b>BUDGETED FUNDS</b>									
<u>OPERATING FUNDS</u>									
100	General	\$ 17,633,503.05	\$ (13,722.22)	\$ 17,619,780.83	\$ 15,360,905.38	\$ (12,461,973.64)	\$ 86,868.19	\$ 2,985,799.93	\$ 20,605,580.76
200	Road and Bridge Fund	3,646,036.53	0.00	3,646,036.53	5,541,544.17	(5,398,848.12)	27,490.39	170,186.44	3,816,222.97
270	Tobacco Settlement Fund	78,325.85	0.00	78,325.85	9,627.18	0.00	0.00	9,627.18	87,953.03
	<b>Total Operating Funds</b>	<b>\$ 21,357,865.43</b>	<b>\$ (13,722.22)</b>	<b>\$ 21,344,143.21</b>	<b>\$ 20,912,076.73</b>	<b>\$ (17,860,821.76)</b>	<b>\$ 114,358.58</b>	<b>\$ 3,165,613.55</b>	<b>\$ 24,509,756.76</b>
<u>SPECIAL REVENUE FUNDS</u>									
230	CC-Records Mgmt. & Preservation	574,021.23	7,762.22	581,783.45	111,815.13	(44,502.38)	0.00	67,312.75	649,096.20
231	General Records Mgmt. & Preservation	18,411.77	0.00	18,411.77	12,918.74	(4,966.25)	0.00	7,952.49	26,364.26
232	CC-Records Archive Fee	577,952.24	(2,100.00)	575,852.24	108,716.06	(197,937.34)	0.00	(89,221.28)	486,630.96
234	Courthouse Security	53,722.26	0.00	53,722.26	22,977.03	(3,609.90)	(15,452.61)	3,914.52	57,636.78
235	Hotel and Motel Tax	152,448.71	0.00	152,448.71	86,397.11	(93,549.12)	(2,982.76)	(10,134.77)	142,313.94
236	Child Welfare	1,126.22	0.00	1,126.22	2,417.70	(1,677.52)	0.00	740.18	1,866.40
238	Crime Victims Services	4,581.76	0.00	4,581.76	429.49	0.00	0.00	429.49	5,011.25
239	Justice Court Technology	65,842.83	0.00	65,842.83	10,785.10	(5,899.07)	516.65	5,402.68	71,245.51
240	DC-Records Mgmt & Preservation	26,868.42	0.00	26,868.42	3,474.91	(8,575.40)	0.00	(5,100.49)	21,767.93
241	JP Building Security Fee	26,734.38	0.00	26,734.38	2,831.29	(557.21)	(296.85)	1,977.23	28,711.61
242	Elections Special	40,338.56	8,060.00	48,398.56	11,853.17	(8,060.00)	0.00	3,793.17	52,191.73
243	Guardianship	45,290.78	0.00	45,290.78	4,487.92	0.00	0.00	4,487.92	49,778.70
244	CC-Technology	5,097.92	0.00	5,097.92	1,131.82	0.00	0.00	1,131.82	6,229.74
245	DC-Technology	10,265.88	0.00	10,265.88	2,902.15	0.00	0.00	2,902.15	13,168.03
246	DC-Records Archive Fee	39,317.12	0.00	39,317.12	6,126.86	0.00	0.00	6,126.86	45,443.98
247	DC-CT Records Preservation	27,623.34	0.00	27,623.34	2,090.58	0.00	0.00	2,090.58	29,713.92
260	Law Library	26,112.93	0.00	26,112.93	14,786.25	(3,730.47)	0.00	11,055.78	37,168.71
305	Constable Forfeiture	2,166.87	0.00	2,166.87	1,391.74	(1,257.91)	0.00	133.83	2,300.70
	<b>Total Special Revenue Funds</b>	<b>\$ 1,697,923.22</b>	<b>\$ 13,722.22</b>	<b>\$ 1,711,645.44</b>	<b>\$ 407,533.05</b>	<b>\$ (374,322.57)</b>	<b>\$ (18,215.57)</b>	<b>\$ 14,994.91</b>	<b>\$ 1,726,640.35</b>
<u>OTHER FUNDS</u>									
250	Right of Way	823,642.76	0.00	823,642.76	14,303.15	0.00	0.00	14,303.15	837,945.91
281	Community Supervision & Corr.	392,751.14	0.00	392,751.14	438,965.28	(407,401.73)	(3,600.00)	27,963.55	420,714.69
290	Juvenile Probation Department	(12,323.38)	0.00	(12,323.38)	279,951.00	(233,175.49)	(4,929.00)	41,846.51	29,523.13
892	Historical Commission	51,692.62	0.00	51,692.62	973.86	(6,306.76)	0.00	(5,332.90)	46,359.72
	<b>Total Other Funds</b>	<b>\$ 1,255,763.14</b>	<b>\$ -</b>	<b>\$ 1,255,763.14</b>	<b>\$ 734,193.29</b>	<b>\$ (646,883.98)</b>	<b>\$ (8,529.00)</b>	<b>\$ 78,780.31</b>	<b>\$ 1,334,543.45</b>
	<b>TOTAL BUDGETED FUNDS</b>	<b>\$ 24,311,551.79</b>	<b>\$ -</b>	<b>\$ 24,311,551.79</b>	<b>\$ 22,053,803.07</b>	<b>\$ (18,882,028.31)</b>	<b>\$ 87,614.01</b>	<b>\$ 3,259,388.77</b>	<b>\$ 27,570,940.56</b>
<b>NON-BUDGETED AND NON-COUNTY FUNDS</b>									
880	Treasurer's State Fees	107,056.09	0.00	107,056.09	372,065.45	(426,156.33)	(51,935.60)	(106,026.48)	1,029.61
891	Payroll Fund	321,960.47	0.00	321,960.47	0.00	(321,960.47)	0.00	(321,960.47)	(0.00)
999	Upper Sabine Valley Waste Mgmt	645,776.17	0.00	645,776.17	869,217.10	(606,350.29)	(195,700.25)	67,166.56	712,942.73
	<b>TOTAL NON-BUDGETED FUNDS</b>	<b>\$ 1,074,792.73</b>	<b>\$ -</b>	<b>\$ 1,074,792.73</b>	<b>\$ 1,241,282.55</b>	<b>\$ (1,354,467.09)</b>	<b>\$ (247,635.85)</b>	<b>\$ (360,820.39)</b>	<b>\$ 713,972.34</b>
	<b>TOTAL CASH IN POOLED ACCOUNTS</b>	<b>\$ 25,386,344.52</b>	<b>\$ -</b>	<b>\$ 25,386,344.52</b>	<b>\$ 23,295,085.62</b>	<b>\$ (20,236,495.40)</b>	<b>\$ (160,021.84)</b>	<b>\$ 2,898,568.38</b>	<b>\$ 28,284,912.90</b>
<b>CASH IN BANK - POOLED CASH ACCOUNTS</b>									
890	AP Pooled Cash	1,595,582.22		1,595,582.22	21,156.29	(9,292,073.41)	8,529,000.00	(741,917.12)	853,665.10
890	Payroll Pooled Cash	1,423,668.97		1,423,668.97	20,004.42	(10,760,766.14)	10,320,000.00	(420,761.72)	1,002,907.25
890	Deposits Pooled Cash	9,375,364.68		9,375,364.68	22,999,511.25	0.00	(18,545,664.42)	4,453,846.83	13,829,211.51
890	CD Investments	2,334,394.77		2,334,394.77	20,766.01	0.00	0.00	20,766.01	2,355,160.78
890	CD Non-Depository	491,793.14		491,793.14	4,861.14	0.00	(2,769.10)	2,092.04	493,885.18
890	CDARS Investments	9,655,029.10		9,655,029.10	199,733.81	0.00	(622,606.48)	(422,872.67)	9,232,156.43
890	TexPool Pooled Investments	505,781.64		505,781.64	6,145.01	0.00	0.00	6,145.01	511,926.65
890	Jury Pooled Cash	4,730.00		4,730.00	0.00	(14,270.00)	15,540.00	1,270.00	6,000.00
	<b>TOTAL CASH IN BANK - POOLED CASH ACCOUNTS</b>	<b>\$ 25,386,344.52</b>	<b>\$ -</b>	<b>\$ 25,386,344.52</b>	<b>\$ 23,272,177.93</b>	<b>\$ (20,067,109.55)</b>	<b>\$ (306,500.00)</b>	<b>\$ 2,898,568.38</b>	<b>\$ 28,284,912.90</b>
									0.00

FUND CODE	FUND NAME	PRIOR-YEAR		REVISED		RECEIPTS	DISBURSEMENTS	TRANSFER IN/(OUT)	Net Change	CASH BALANCE 7/31/2018
		CASH BALANCE 10/01/2017	RECLASSES	CASH BALANCE 10/01/2017						
<b>CASH IN BANK - NON POOLED CASH ACCOUNTS - NON-BUDGE</b>										
<b>BANKTEXAS ACCOUNTS</b>										
200	Road & Bridge CD RRC Restricted	\$ 26,574.21		\$ 26,574.21		\$ 221.44	\$ -	\$ -	\$ 221.44	\$ 26,795.65
233	Sheriff's Forfeiture Fund (Budgeted)	4,349.21		4,349.21		0.00	(4,102.91)	0.00	-4102.91	246.30
401	Grant Fund	0.00		0.00		0.00	0.00	0.00	0.00	0.00
601	Interest & Sinking	23,216.61		23,216.61		1,515.39	0.00	0.00	1,515.39	24,732.00
895	Health Plan	23,451.64		23,451.64		2,458,326.37	(2,897,492.04)	739,746.45	300,580.78	324,032.42
895	Health Plan MMKT	644,830.59		644,830.59		7,369.36	0.00	(652,199.95)	(644,830.59)	0.00
895	Health Plan CD	209,413.90		209,413.90		1,748.55	0.00	0.00	1,748.55	211,162.45
895	Health Plan CDARS	852,720.68		852,720.68		14,363.78	0.00	(87,546.50)	(73,182.72)	779,537.96
898	MRP/DPC Clearing	9,126.36		9,126.36		40,769.71	(42,191.23)	0.00	(1,421.52)	7,704.84
	District Clerk Clearing	28,766.90		28,766.90		276,195.09	(281,276.59)	0.00	(5,081.50)	23,685.40
	JP1 Clearing	26,844.90		26,844.90		206,343.27	(218,932.77)	0.00	(12,589.50)	14,255.40
	JP2 Clearing	11,739.70		11,739.70		129,294.81	(129,184.11)	0.00	110.70	11,850.40
	JP3 Clearing	11,294.50		11,294.50		148,814.88	(150,050.58)	0.00	(1,235.70)	10,058.80
	JP4 Clearing	5,092.00		5,092.00		75,183.30	(77,178.80)	0.00	(1,995.50)	3,096.50
	RV Clearing	0.00		0.00		0.00	0.00	0.00	0.00	0.00
	Treasurer's Credit Card	0.00		0.00		78,889.98	(80,540.44)	3,000.00	1,349.54	1,349.54
999	USVSWMD Payroll Clearing	0.00		0.00		0.00	(227,814.58)	303,500.00	75,685.42	75,685.42
999	USVSWMD CD TCEQ Restricted	12,755.62		12,755.62		106.29	0.00	0.00	106.29	12,861.91
	<b>TOTAL BANKTEXAS - NON POOLED CASH ACCOUNTS</b>	<b>\$ 1,890,176.82</b>	<b>\$ -</b>	<b>\$ 1,890,176.82</b>		<b>\$ 3,439,142.22</b>	<b>\$ (4,108,764.05)</b>	<b>\$306,500.00</b>	<b>\$ (363,121.83)</b>	<b>\$ 1,527,054.99</b>
<b>TEXPOOL ACCOUNTS</b>										
601	Interest & Sinking	36,318.52		36,318.52		441.22	0.00	0.00	441.22	36,759.74
895	Health Plan	1,157.92		1,157.92		13.61	0.00	0.00	13.61	1,171.53
	<b>TOTAL TEXPOOL - NON POOLED CASH ACCOUNTS</b>	<b>\$ 37,476.44</b>	<b>\$ -</b>	<b>\$ 37,476.44</b>		<b>\$ 454.83</b>	<b>\$ 0.00</b>	<b>\$ 0.00</b>	<b>\$ 454.83</b>	<b>\$ 37,931.27</b>
	<b>TOTAL CASH IN BANK - NON POOLED CASH ACCOUNTS</b>	<b>\$ 1,927,653.26</b>	<b>\$ -</b>	<b>\$ 1,927,653.26</b>		<b>\$ 3,439,597.05</b>	<b>\$ (4,108,764.05)</b>	<b>\$306,500.00</b>	<b>\$ (362,667.00)</b>	<b>\$ 1,564,986.26</b>
	<b>TOTAL CASH IN BANK - ALL TREASURER'S ACCOUNTS</b>	<b>\$ 27,313,997.78</b>	<b>\$ -</b>	<b>\$ 27,313,997.78</b>		<b>\$ 26,711,774.98</b>	<b>\$ (24,175,873.60)</b>	<b>(\$ 0.00)</b>	<b>\$ 2,535,901.38</b>	<b>\$ 29,849,899.16</b>

Miscellaneous Information 0.00 (1,390,468.82)

Indebtedness as of 7/31/2018: \$0.00 Certificate of Obligation: None

RB Line of Credit-Railroad Commission \$25,000 CD Secured - Current Balance Available \$26,795

Bank Texas (including CDARS and ICS)	Cash Balance	\$ 32,266,422.08
Non-Depository Investments	Cash Balance	492,508.72
TexPool:	Cash Balance	547,363.28
<b>Total</b>		<b>\$ 33,306,294.08</b>

Bank Texas Interest Income:	\$ 258,261.11
Certificates of Deposit:	27,703.23
CDARS Interest Income:	214,101.59
TexPool Interest Income:	6,599.84
<b>Total Interest Income</b>	<b>\$ 506,665.77</b>

I, Becky S. Burford, County Treasurer, in and for the County of Wood, State of Texas, do hereby present the July 2018 Statement of Cash Accounts Activity, the attached Treasurer's Report of Cash Receipts and Disbursements, and the Report of Securities as true and correct statements, to the best of my knowledge, of accounts under the control of Wood County Treasurer and furthermore state that the fund balances are on deposit earning interest in accordance with the Wood County Investment Policy earning interest in accordance with the Wood County Depository Contract.

Presented, examined, and accepted at the regular term of Commissioners Court on this the 2nd day of November 2018.

*Becky S. Burford*  
 \_\_\_\_\_  
 Becky S. Burford, Wood County Treasurer

*Bryan Deanes*  
 \_\_\_\_\_  
 Bryan Deanes, County Judge

*Virgil Holland*  
 \_\_\_\_\_  
 Virgil Holland, Jr. Commissioner Precinct 1


*Jerry Gaskill*  
 \_\_\_\_\_  
 Jerry Gaskill, Commissioner Precinct 2

*Mike Stephens*  
 \_\_\_\_\_  
 Mike Stephens, Commissioner Precinct 3

*Roger Baker*  
 \_\_\_\_\_  
 Roger Baker, Commissioner Precinct 4

*Scott Setzer*  
 \_\_\_\_\_  
 Scott Setzer, Auditor

ATTEST  
*Kelley Price*  
 \_\_\_\_\_  
 Kelley Price, County Clerk



**WOOD COUNTY, TEXAS  
 RECAP OF FUNDS BY BANK ACCOUNTS  
 FOR THE YEAR-TO-DATE ENDING JULY 31, 2018**

Fund	Beginning Cash Balance	M-T-D Receipts	M-T-D Disbursements	Transfers	Ending Balance	BankTexas Quitman	-----Allocation of Cash-----			Total Cash
							BankTexas CDARS	Non-Depository Banks	TexPool	
200 Road & Bridge CD Restricted	\$ 26,574.21	\$221.44	\$0.00	\$0.00	\$26,795.65	\$26,795.65	\$0.00	\$0.00	\$0.00	\$26,795.65
233 Sheriff Forfeiture Fund	4,349.21	0.00	(4,102.91)	0.00	246.30	246.30				246.30
401 Texas Comm. Dev. Program	0.00	0.00	0.00	0.00	0.00	-	0.00	0.00	0.00	0.00
601 Interest and Sinking	59,535.13	1,956.61	0.00	0.00	61,491.74	24,732.00	0.00	0.00	36,759.74	61,491.74
890 Pooled Funds	12,905,127.51	23,046,816.97	(20,067,109.55)	318,875.58	16,203,710.51	15,691,783.86	0.00	0.00	511,926.65	16,203,710.51
890 Pooled CDs	12,481,217.01	225,360.96	0.00	(625,375.58)	12,081,202.39	2,355,160.78	9,232,156.43	493,885.18	0.00	12,081,202.39
895 Health Plan Fund	24,609.56	2,458,339.98	(2,897,492.04)	739,746.45	325,203.95	324,032.42	0.00	0.00	1,171.53	325,203.95
895 Health Plan Fund MMKT	644,830.59	7,369.36	0.00	(652,199.95)	0.00	0.00	0.00	0.00	0.00	0.00
895 Health Plan CDs	1,062,134.58	16,112.33	0.00	(87,546.50)	990,700.41	211,162.45	779,537.96	0.00	0.00	990,700.41
898 MRP/DPC Clearing	9,126.36	40,769.71	(42,191.23)	0.00	7,704.84	7,704.84	0.00	0.00	0.00	7,704.84
District Clerk Clearing	28,766.90	276,195.09	(281,276.59)	0.00	23,685.40	23,685.40	0.00	0.00	0.00	23,685.40
JP1 Clearing	26,844.90	206,343.27	(218,932.77)	0.00	14,255.40	14,255.40	0.00	0.00	0.00	14,255.40
JP2 Clearing	11,739.70	129,294.81	(129,184.11)	0.00	11,850.40	11,850.40	0.00	0.00	0.00	11,850.40
JP3 Clearing	11,294.50	148,814.88	(150,050.58)	0.00	10,058.80	10,058.80	0.00	0.00	0.00	10,058.80
JP4 Clearing	5,092.00	75,183.30	(77,178.80)	0.00	3,096.50	3,096.50	0.00	0.00	0.00	3,096.50
RV Park Clearing	0.00	0.00	0.00	0.00	0.00	0.00	0.00	0.00	0.00	0.00
Treasurer's Credit Card	0.00	78,889.98	(80,540.44)	3,000.00	1,349.54	1,349.54	0.00	0.00	0.00	1,349.54
999 USVSWMD Payroll Clearing	0.00	0.00	(227,814.58)	303,500.00	75,685.42	75,685.42	0.00	0.00	0.00	75,685.42
999 USVSWMD CD Restricted*	12,755.62	106.29	0.00	0.00	12,861.91	12,861.91	0.00	0.00	0.00	12,861.91
<b>Grand Total</b>	<b>\$ 27,313,997.78</b>	<b>\$ 26,711,774.98</b>	<b>\$ (24,175,873.60)</b>	<b>\$ -</b>	<b>\$ 29,849,899.16</b>	<b>\$ 18,794,461.67</b>	<b>\$ 10,011,694.39</b>	<b>\$ 493,885.18</b>	<b>\$ 549,857.92</b>	<b>\$ 29,849,899.16</b>

\*Non-County Funds

FILED FOR RECORD  
 2018 NOV -2 PM 11:14  
 COUNTY CLERK, WOOD CO TX

**WOOD COUNTY, TEXAS  
INVESTMENT ACTIVITY FOR JULY 31, 2018**

07/31/2018												
CD ID	Description	Bank	Acct	Maturity Date	Prior Balance				Current Balance		This Month's Unpaid Interest	Accumulated Unpaid Interest
					Original Principal	06/30/2018	Purchases/Deposits	Interest Credited	Withdrawals	07/31/2018		
16	*7485 DPC 12 MONTH	BTH	DPC	11/10/2018	\$ 500,000.00	\$ 527,126.08		\$ 433.25		\$ 527,559.33	\$ 317.98	\$ 317.98
17	*7507 DPC 12 MONTH	BTH	DPC	11/10/2018	250,000.00	263,563.03		216.63		263,779.66	158.99	158.99
18	*7523 HP 12 MONTH	BTH	HP	11/10/2018	75,000.00	79,068.87		64.99		79,133.86	47.69	47.69
58	*182 DPC 365 DAY	CNB	DPC	10/15/2018	124,200.00	124,209.23		356.12		124,565.35	66.71	66.71
59	*183 DPC 365 DAY	CNB	DPC	10/15/2018	124,200.00	124,209.23		356.12		124,565.35	66.71	66.71
60	*884 DPC 365 DAY	FNBW	DPC	10/16/2018	117,500.00	122,045.13		332.11		122,377.24	58.48	58.48
61	*885 DPC 365 DAY	FNBW	DPC	10/16/2018	117,500.00	122,045.13		332.11		122,377.24	58.48	58.48
96	*4149 365 DAY	BTH	DPC	12/31/2018	500,000.00	517,319.86		439.37		517,759.23	14.18	14.18
97	*4160 365 DAY	BTH	HP	12/31/2018	127,500.00	131,916.55		112.04		132,028.59	3.61	3.61
123	CD 24 month	BTH	DPC	08/13/2018	500,000.00	522,537.37		493.91		523,031.28	313.10	313.10
124	CD 24 month	BTH	DPC	08/13/2018	500,000.00	522,537.37		493.91		523,031.28	313.10	313.10
1711	CDARS 30 Month	BTH	DPC	07/19/2018	620,000.00	646,854.97		890.58	(647,745.55)	0.00	0.00	0.00
1721	CDARS 30 Month	BTH	DPC	07/19/2018	260,000.00	271,261.71		373.47	(271,635.18)	0.00	0.00	0.00
1731	CDARS 30 Month	BTH	DPC	07/26/2018	415,000.00	432,743.87		827.71	(433,571.58)	0.00	0.00	0.00
1741	CDARS 30 Month	BTH	DPC	07/26/2018	415,001.00	432,744.89		827.71	(433,572.60)	0.00	0.00	0.00
1751	CDARS 30 Month	BTH	DPC	07/26/2018	415,002.00	432,746.00		827.72	(433,573.72)	0.00	0.00	0.00
179H	CDARS 30 Month	BTH	DPC	09/06/2018	405,502.00	422,828.46		1,053.47		423,881.93	0.00	0.00
181H	CDARS 30 Month	BTH	HP	09/07/2018	260,000.00	270,295.12		675.74		270,970.86	0.00	0.00
194G	CDARS 30 Month	BTH	DPC	03/21/2019	405,504.00	419,154.18		0.00		419,154.18	1,045.15	1,381.74
196D	CDARS 30 Month	BTH	DPC	12/12/2019	750,000.00	766,808.14		0.00		766,808.14	1,913.11	2,960.19
197D	CDARS 30 Month	BTH	DPC	12/12/2019	750,001.00	766,809.15		0.00		766,809.15	1,913.11	2,960.19
198C	CDARS 30 Month	BTH	DPC	02/06/2020	750,001.00	765,760.55		1,914.40		767,674.95	0.00	0.00
198-2C	CDARS 30 Month	BTH	DPC	03/19/2020	750,003.00	763,857.54		1,903.15		765,760.69	0.00	0.00
199C	CDARS 30 Month	BTH	DPC	03/19/2020	750,004.00	763,858.54		1,903.15		765,761.69	0.00	0.00
200C	CDARS 30 Month	BTH	HP	03/19/2020	250,000.00	254,618.15		634.38		255,252.53	0.00	0.00
201B	CDARS 30 Month	BTH	DPC	04/30/2020	750,005.00	762,250.45		1,905.63		764,156.08	0.00	0.00
202B	CDARS 30 Month	BTH	DPC	06/11/2020	750,006.00	760,621.18		1,895.09		762,516.27	0.00	0.00
203B	CDARS 30 Month	BTH	DPC	08/06/2020	750,007.00	758,052.67		1,895.13		759,947.80	0.00	0.00
204B	CDARS 30 Month	BTH	HP	08/06/2020	250,001.00	252,682.86		631.71		253,314.57	0.00	0.00
205B	CDARS 30 Month	BTH	DPC	08/06/2020	750,008.00	758,053.66		1,895.14		759,948.80	0.00	0.00
206	CDARS 30 Month	BTH	DPC	09/17/2020	750,008.00	753,723.71		1,144.16		754,867.87	0.00	0.00
207	CDARS 30 Month	BTH	DPC	09/17/2020	750,009.00	753,724.72		1,144.16		754,868.88	0.00	0.00
Restricted	RB CD *1703 RRC	BTH*	DPC	03/26/2019	25,000.00	26,773.64		22.01		26,795.65	4.40	4.40
Restricted	USV CD *1639 TCEQ	BTH*	DPC	03/25/2019	12,000.00	12,851.35		10.56		12,861.91	2.46	2.46
<b>Total CDs</b>					\$ 14,918,962.00	\$ 15,305,653.36	\$ -	\$ 26,005.63	\$ (2,220,098.63)	\$ 13,111,560.36	\$ 6,297.26	\$ 8,728.01
<b>TEXPOOL</b>					WAM 402	0.00		(0.00)		0.00		
Deposit Pooled Cash		TxP	DPC			\$ 511,106.35	\$ -	\$ 820.30	\$ -	\$ 511,926.65	n/a	n/a
Interest & Sinking		TxP	I&S			36,700.58		58.89		36,759.47	n/a	n/a
Health Plan		TxP	HP			1,169.67		1.86		1,171.53	n/a	n/a
<b>Total Pools</b>						\$ 548,976.60	\$ -	\$ 881.05	\$ -	\$ 549,857.65		
<b>Money Market Account</b>												
Deposit Pooled Account		BTH	DPC			0.00		0.00		0.00		
Health Plan Account		BTH	HP			12.36	0.00	0.00	(12.36)	0.00	n/a	n/a
<b>Total Money Market Accounts</b>						1,368,912.78	0.00	0.00	(12.36)	0.00		
<b>Insured Cash Sweeps Accounts</b>												
Deposit Pooled Cash		BTH*	Daily	n/a	\$ 11,287,103.42	\$ 2,939,479.77	\$ 24,270.12	\$ (1,054,591.05)	\$ 13,196,262.26	n/a	n/a	
Accounts Payable Cash		BTH*	Daily	n/a	1,762,382.59	374,746.83	2,461.18	(862,684.03)	1,276,906.57	n/a	n/a	
Payroll Cash		BTH*	Daily	n/a	2,053,420.90	329,866.44	2,792.29	(1,287,593.55)	1,098,486.08	n/a	n/a	
Health Plan		BTH*	Daily	n/a	327,750.51	356,962.97	796.30	(227,367.22)	458,142.56	n/a	n/a	
<b>Total Sweeps</b>					\$ 15,430,657.42	\$ 4,001,056.01	\$ 30,319.89	\$ (3,432,235.85)	\$ 16,029,797.47			
<b>Total Investments</b>					388	\$ 32,654,200.16	\$ 4,001,056.01	\$ 57,206.57	\$ (5,652,346.84)	\$ 29,691,215.48	\$ 6,297.26	\$ 8,728.01


FILED FOR RECORD  
 2018 NOV -2 PM 11:14  
 CLERK OF COURTS  
 WOOD COUNTY TEXAS

Investments By Type		
BT - Traditional CD	\$ 2,566,323.23	8.64%
BT - CDARS	10,011,694.39	33.72%
Non-Depository CD	493,885.18	1.66%
BT-Restricted CD	39,657.56	0.13%
BT-ICS *	16,029,797.47	53.99%
Money Market Accts	0.00	0.00%
Pools	549,857.65	1.85%
<b>Total</b>	<b>\$ 29,691,215.48</b>	<b>100.00%</b>
	0.00	

\* Does not include in-transit items which can be either positive or negative.

Note BT - BankTexas is the county's placement bank for both CDARS and ICS accounts into other FDIC covered banks. For bank details use Supplement Investment Schedule.

I hereby submit the above report in addition to attached Supplement Investment Schedule as the written report of investment transactions for all invested funds held by Wood County Treasurer for period shown above and certify that these investments are in compliance with the local investment policy and Public Funds Investment Act.



Becky S. Burford, Wood County Treasurer  
Wood County Investment Officer



WOOD COUNTY, TEXAS

Supplement Investment Schedule

Summary of FDIC-Insured Institutions

Outside of Depository Bank

07/31/2018

Bank	Location	Balance	Reference	Recap By Type	Totals
City National Bank	Quitman, TX	\$ 249,130.70	CD 58& 59	Local CD	\$ 493,885.18
First National Bank-Winnsboro, TX	Winnsboro, TX	244,754.48	CD 60& 61	Insured Cash Sweeps	16,029,797.47
Landmark Community Bank	Pittston, PA	2,917.13	CDARS#179I	CDARS	10,011,694.39
Northern Bank & Trust Company	Woburn, MA	172,369.70	CDARS#179I		26,535,377.04
Peoples Bank	Marietta, OH	248,595.10	CDARS#179I		\$ -
Chemung Canal Trust Company	Elimira, NY	248,797.02	CDARS#181H		
First Interstate Bank	Billings, MT	22,173.84	CDARS#181H		
Cornhusker Bank	Lincoln, NE	206,009.74	CDARS#194G		
CFBank, National Association	Worthington, OH	213,144.44	CDARS#194G		
Fortress Bank	Peoria, IL	128,439.86	CDARS#196D		
Phenix-Girard Bank	Phenix City, AL	247,500.00	CDARS#196D		
The Camden National Bank	Camden, ME	207,349.61	CDARS#196D		
Valley National Bank	Wayne, NJ	183,518.67	CDARS#196D		
Howard Bank	Hutchinson, KS	230,416.06	CDARS#197D		
Old Second National Bank	Oswego, NY	224,911.76	CDARS#197D		
Union Bank & Trust	Lincoln, NE	247,500.00	CDARS#197D		
Valley National Bank	Steamboat Springs, CO	63,981.33	CDARS#197D		
Great Southern Bank	Reeds Spring, MO	248,656.78	CDARS#198C		
Landmark Bank	Columbia, MO	236,576.30	CDARS#198C		
Lincoln Savings Bank	Cedar Falls, IA	248,656.78	CDARS#198C		
Main Street Bank - Fairfax	Fairfax, VA	33,785.09	CDARS#198C		
Business First Bank	Baton Rouge, LA	248,315.89	CDARS#198-2C		
BOKF, National Association	Tulsa, OK	227,501.87	CDARS#198-2C		
Cornhusker Bank	Lincoln, NE	41,627.04	CDARS#198-2C		
Revere Bank	Laurel, MD	248,315.89	CDARS#198-2C		
Bank of Hope	Los Angeles, CA	248,315.89	CDARS#199C		
Bar Harbor Bank & Trust	Bar Harbor, ME	248,315.89	CDARS#199C		
BOKF, National Association	Tulsa, OK	20,814.02	CDARS#199C		
Marquis Bank	North Miami Beach, FL	248,315.89	CDARS#199C		
CFBank, National Association	Worthington, OH	34,468.82	CDARS#200C		
Wyoming Community Bank	Riverton, WY	220,783.71	CDARS#200C		
Amarillo National Bank	Amarillo, TX	248,797.02	CDARS#201B		
First Interstate Bank	Billings, MT	226,623.18	CDARS#201B		
Genesee Regional Bank	Rochester, NY	248,797.02	CDARS#201B		
The Camden National Bank	Camden, NE	39,938.86	CDARS#201B		
Community National Bank	Derby, VT	248,455.46	CDARS#202B		
CIBC Bank USA	Chicago, IL	248,455.46	CDARS#202B		
Howard Bank	Ellicott City, MD	17,149.89	CDARS#202B		
Virginia National Bank	Charlottesville, VA	248,455.46	CDARS#202B		
Bank of America, N.A.	Charlotte, NC	248,656.78	CDARS#203B		
Centric Bank	Harrisburg, PA	248,656.78	CDARS#203B		
Fortress Bank	Peoria, IL	47,762.56	CDARS#203B		
MainStreet Bank	Fairfax, VA	214,871.68	CDARS#203B		
CoastalStates Bank	Hilton Head Island, SC	4,657.79	CDARS#204A		
Grand Bank	Tulsa, OK	248,656.78	CDARS#204A		
CoastalStates Bank	Hilton Head Island, SC	243,998.99	CDARS#205B		
Community West Bank, N. A.	Goleta, CA	195,700.19	CDARS#205B		
Fortress Bank	Peoria, IL	71,592.84	CDARS#205B		
The Fahey Banking Company	Marion, OH	248,656.78	CDARS#205B		
Bank Iowa	West Des Moines, IA	247,594.02	CDARS#206		
Minnwest Bank	Redwood Falls, MN	12,085.81	CDARS#206		
Parke Bank	Sewell, NJ	247,594.02	CDARS#206		
St. Louis Bank	Town and Country, MO	247,594.02	CDARS#206		
AVB Bank	Broken Arrow, OK	247,594.02	CDARS#207		
Main Street Bank Marlborough	Marlborough, MA	173,277.10	CDARS#207		
Minnwest Bank	Redwood Falls, MN	86,403.74	CDARS#207		
ZB, National Association	Salt Lake City, UT	247,594.02	CDARS#207		
Access National Bank	Reston, VA	124.66	ICS-DPC		
American Community Bank	Woodstock, IL	245,284.78	ICS-DPC		
Bank of New Hampshire	Laconia, NH	245,143.83	ICS-DPC		
Bank of Springfield	Springfield, IL	245,359.96	ICS-DPC		
Bank of the Ozarks	Little Rock, AR	245,484.63	ICS-DPC		
Banterra Bank	Marion, IL	245,359.96	ICS-DPC		
BB&T	Winston Salem, NC	245,456.74	ICS-DPC		
BNB Bank	Bridgeton, NY	124.66	ICS-DPC		
Bremer Bank, National Association	South St. Paul, MN	245,359.96	ICS-DPC		
Burke & Herbert Bank & Trust Co	Alexandria, VA	245,359.96	ICS-DPC		
Busey Bank	Champaign, IL	124.66	ICS-DPC		
CapStar Bank	Nashville, TN	116.38	ICS-DPC		
Carolina Alliance Bank	Spartanburg, SC	75.78	ICS-DPC		
Carrollton Bank	Carrollton, IL	124.66	ICS-DPC		
Centennial Bank	Conway, AR	245,359.96	ICS-DPC		
Centier Bank	Merrillville, IN	245,060.28	ICS-DPC		
City National Bank of Florida	Miami, FL	245,484.63	ICS-DPC		
Citywide Banks	Broomfield, CO	124.66	ICS-DPC		
CoBiz Bank	Denver, CO	124.66	ICS-DPC		
Commercial Bank	Harrogate, TN	93.99	ICS-DPC		
Commercial Bank	Harrogate, TN	30.67	ICS-DPC		
Community Bank of the Chesapeake	Waldorf, MD	245,359.98	ICS-DPC		
Community Financial Services Bank	Benton, KY	245,350.99	ICS-DPC		
Community State Bank	Arkeny, IA	245,359.96	ICS-DPC		
Eastern Bank	Boston, MA	245,484.52	ICS-DPC		
EagleBank	Bethesda, MD	245,390.64	ICS-DPC		
East /Boston Savings Bank	Peabody, MA	14.62	ICS-DPC		
Equity Bank	Andover, KS	245,359.96	ICS-DPC		

FILED FOR RECORD

2018 NOV -2 PM 11:14

CLERK, WOOD COUNTY

**WOOD COUNTY, TEXAS**

**Supplement Investment Schedule**

**Summary of FDIC-Insured Institutions**

**Outside of Depository Bank**

07/31/2018

<u>Bank</u>	<u>Location</u>	<u>Balance</u>	<u>Reference</u>	<u>Recap By Type</u>	<u>Totals</u>
Fidelity Bank	Wichita, KS	378.80	ICS-DPC		
First American Bank	Elk Grove Village, IL	245,359.96	ICS-DPC		
First Bank of Highland Park	Highland Park, IL	124.66	ICS-DPC		
First Federal Bank of the Midwest	Defiance, OH	245,234.07	ICS-DPC		
First International Bank & Trust	Watford City, ND	245,078.20	ICS-DPC		
First Midwest Bank of Poplar Bluff	Poplar Bluff, MO	245,359.96	ICS-DPC		
First National Bank of Michigan	Kalamazoo, MI	46.92	ICS-DPC		
First National Bank of Omaha	Omaha, NE	245,484.63	ICS-DPC		
First State Bank	Winchester, OH	124.66	ICS-DPC		
First Tennessee Bank, NA	Memphis, TN	245,108.86	ICS-DPC		
Frontier Bank	Omaha, NE	245,359.96	ICS-DPC		
Heartland Bank	Geneva, NE	245,359.96	ICS-DPC		
Hills Bank and Trust Company	Hills, IA	245,484.61	ICS-DPC		
Home Bank, N.A.	Lafayette, LA	245,359.96	ICS-DPC		
Iberiabank	Lafayette, LA	245,359.96	ICS-DPC		
Illinois National Bank	Springfield, IL	245,313.33	ICS-DPC		
Independent Bank-McKinney	McKinney, TX	245,214.94	ICS-DPC		
InterBank	Oklahoma City, OK	245,312.29	ICS-DPC		
Iowa State Bank & Trust Company	Fairfield, IA	124.66	ICS-DPC		
John Marshall Bank	Reston, VA	245,078.20	ICS-DPC		
Jonestown Bank & Trust Company	Jonestown, PA	124.66	ICS-DPC		
Kish Bank	Belleville, PA	124.66	ICS-DPC		
Lake Forest Bank & Trust Co.,N.A.	Lake Forest, IL	124.66	ICS-DPC		
LegacyTexas Bank	Piano, TX	15.00	ICS-DPC		
Manufacturers Bank	Los Angeles, CA	245,359.96	ICS-DPC		
Mascoma Bank	Lebanon, NH	245,193.04	ICS-DPC		
Mechanics Bank	Walnut Creek, CA	245,484.62	ICS-DPC		
Morton Community Bank	Morton, IL	245,484.63	ICS-DPC		
Nebraska State Bank and Trust Co	Broken Bow, NE	245,359.96	ICS-DPC		
New York Community Bank	Westbury, NY	245,484.52	ICS-DPC		
Oakstar Bank	Springfield, MO	187,348.40	ICS-DPC		
Pacific Western Bank	Beverly Hills, CA	245,484.63	ICS-DPC		
Pathfinder Bank	Oswego, NY	124.66	ICS-DPC		
Peapack-Gladstone Bank	Bedminster, NJ	245,084.17	ICS-DPC		
Pinnacle Bank	Nashville, TN	245,370.25	ICS-DPC		
PriorityOne Bank	Magee, MS	124.66	ICS-DPC		
Quad City Bank and Trust Company	Bettendorf, IA	245,484.63	ICS-DPC		
Renasant Bank	Tupelo, MS	124.66	ICS-DPC		
River City Bank	Sacramento, CA	124.66	ICS-DPC		
River Valley Bank	Waukesha, WI	145.22	ICS-DPC		
Seacoast National Bank	Stuart, FL	124.66	ICS-DPC		
Seaside National Bank & Trust	Orlando, FL	164.11	ICS-DPC		
Simmons Bank	Pine Bluff, AR	156.57	ICS-DPC		
Southern Bank	Poplar Bluff MO	245,213.40	ICS-DPC		
State Bank Financial	La Crosse, WI	124.66	ICS-DPC		
Sterling National Bank	Montebello, NY	245,484.63	ICS-DPC		
Stifel Bank and Trust	Saint Louis, MO	245,359.96	ICS-DPC		
Summit Bank	Eugene, OR	245,288.76	ICS-DPC		
The Bank of Elk River	Elk River, MN	75.71	ICS-DPC		
The Brenham National Bank	Brenham, TX	245,428.55	ICS-DPC		
The First National Bank of Hutchin	Hutchinson, KS	124.55	ICS-DPC		
The Huntington National Bank	Columbus, OH	245,359.96	ICS-DPC		
The Park Bank	Madison, WI	245,359.96	ICS-DPC		
The Park National Bank	Newark, OH	245,359.96	ICS-DPC		
Town and Country Bank	Springfield, IL	245,359.96	ICS-DPC		
Traditional Bank, Inc.	Mount Sterling, KY	124.66	ICS-DPC		
TriState Capital Bank	Pittsburgh, PA	344.32	ICS-DPC		
Two Rivers Bank & Trust	Burlington, IA	344.32	ICS-DPC		
Union Bank & Trust Richmond	Richmond, VA	124.66	ICS-DPC		
United Bank - Fairfax	Fairfax, VA	245,484.63	ICS-DPC		
Waterford Bank, N.A.	Toledo, OH	245,359.96	ICS-DPC		
WesBanco Bank, Inc.	Wheeling, WV	266.11	ICS-DPC		
West Bank	West Des Moines, IA	124.66	ICS-DPC		
West Plains Bank and Trust Comp	West Plains, MO	124.66	ICS-DPC		
Western Alliance Bank	Phoenix, AZ	438.50	ICS-DPC		
Ameris Bank	Moultrie, GA	74,784.16	ICS-AP		
Blackhawk Bank	Beloit, WI	99.60	ICS-AP		
CapStar Bank	Nashville, TN	50.45	ICS-AP		
Community Bank of the Chesapeake	Waldorf, MD	22.09	ICS-AP		
EagleBank	Bethesda, MD	93.99	ICS-AP		
East Boston Savings Bank	Peabody, MA	124.68	ICS-AP		
Eastern Bank	Boston, MA	0.12	ICS-AP		
First Federal Bank of the Midwest	Defiance, OH	101.76	ICS-AP		
Great Western Bank	Watertown, SD	245,359.96	ICS-AP		
Heritage Bank	Olympia, WA	245,484.63	ICS-AP		
Illinois National Bank	Springfield, IL	0.01	ICS-AP		
InterBank	Oklahoma City, OK	0.12	ICS-AP		
Ion Bank	Naugatuck, CT	286.99	ICS-AP		
Machias Savings Bank	Machias, ME	12.76	ICS-AP		
MidFirst Bank	Oklahoma City, OK	245,359.96	ICS-AP		
Peapack-Gladstone Bank	Reminster, NJ	9.68	ICS-AP		
Pinnacle Bank	Nashville, TN	114.38	ICS-AP		
River Valley Bank	Wausau, WI	0.12	ICS-AP		
Seaside National Bank & Trust	Orlando, FL	32,655.97	ICS-AP		
Southern Bank	Poplar Bluff MO	3.37	ICS-AP		

**WOOD COUNTY, TEXAS**  
**Supplement Investment Schedule**  
**Summary of FDIC-Insured Institutions**  
**Outside of Depository Bank**  
**07/31/2018**

<b>Bank</b>	<b>Location</b>	<b>Balance</b>	<b>Reference</b>	<b>Recap By Type</b>	<b>Totals</b>
The First National Bank of Hutchin	Hutchinson, KS	0.12	ICS-AP		
TriState Capital Bank	Pittsburgh, PA	245,015.63	ICS-AP		
Western Alliance Bank	Phoenix, AZ	187,326.02	ICS-AP		
CapStar Bank	Nashville, TN	35.48	ICS-HP		
First National Bank of Pennsylvania	Greenville, PA	245,483.59	ICS-HP		
Seaside National Bank & Trust	Orlando, FL	212,613.34	ICS-HP		
Western Alliance Bank	Phoenix, AZ	10.15	ICS-HP		
Ameris Bank	Moultrie, GA	28.34	ICS-PAY		
BB&T	Winston, Salem, NC	27.89	ICS-PAY		
Bank of New Hampshire	Laconia, NH	216.13	ICS-PAY		
Blackhawk Bank	Beloit, WI	25.04	ICS-PAY		
Bremer Bank, National Association	South St. Paul, MN	124.66	ICS-PAY		
Carolina Alliance Bank	Spartanburg, SC	48.88	ICS-PAY		
CapStar Bank	Nashville, TN	47.61	ICS-PAY		
Community Bank of the Chesapeake	Waldorf, MD	93.61	ICS-PAY		
East Boston Savings Bank	Peabody, MA	329.70	ICS-PAY		
Fidelity Bank	Wichita, KS	0.12	ICS-PAY		
First Federal Bank of the Midwest	Defiance, OH	148.79	ICS-PAY		
First National Bank of Pennsylvania	Greenville, PA	0.07	ICS-PAY		
Hills Bank and Trust Company	Hills, IA	0.01	ICS-PAY		
Illinois National Bank	Springfield, IL	166.93	ICS-PAY		
Ion Bank	Naugatuck, CT	245,197.64	ICS-PAY		
Legacy Texas Bank	Plano, TX	0.01	ICS-PAY		
Machias Savings Bank	Machias, ME	245,206.30	ICS-PAY		
Mascoma Savings Bank	Lebanon, NH	166.91	ICS-PAY		
Nebraska State Bank and Trust Co	Broken Bow, NE	124.66	ICS-PAY		
New York Community Bank	Westbury, NY	0.12	ICS-PAY		
Oakstar Bank	Springfield, MO	58,136.22	ICS-PAY		
Sanford Institution for Savings	Sandord, ME	245,359.96	ICS-PAY		
Seaside National Bank & Trust	Orlando, FL	50.93	ICS-PAY		
Southern Bank	Poplar Bluff, MO	143.18	ICS-PAY		
Two Rivers Bank & Trust	Burlington, IA	245,140.30	ICS-PAY		
Western Alliance Bank	Phoenix, AZ	57,702.07	ICS-PAY		
	<b>Total</b>	<b>\$ 26,535,377.04</b>			

**SECURITIES PLEDGED TO WOOD COUNTY, TEXAS**  
**Report as of July 31, 2018**

ID	Pledge Date	Description	CUSIP	Maturity Date	Current Par	Market Value 30-Jun-18	Market Value 31-Jul-18
	02/07/2013	Waco TX ISD	929845RP2	8/15/19	145,000	147,635	147,540
	12/30/2014	Mineola, TX	602771JG3	9/1/19	165,000	170,415	170,141
	02/07/2013	Anahuac TX ISD	032645CZ4	2/15/20	100,000	104,611	104,492
	02/07/2013	Angelina Cnty TX	034717KW7	2/15/20	155,000	155,724	155,913
	02/07/2013	Arlington TX ISD	041826XC7	2/15/20	100,000	101,650	101,481
	12/30/2014	Diboll CTFS OBLIGA	252867KU9	2/15/20	80,000	80,669	80,751
	02/07/2013	Ector TX ISD	279272CQ9	2/15/20	110,000	112,403	112,411
	02/07/2013	Jasper TX ISD	471844HP8	2/15/20	105,000	108,974	108,928
	12/30/2014	Ennis CTFS OBLIG	293425VN1	8/1/20	100,000	102,103	102,170
	02/01/2013	Sanger TX	800876DH4	8/1/20	100,000	102,465	102,405
	01/05/2015	Beeville-CTFS	077131JG6	8/15/20	70,000	70,356	70,479
	02/06/2013	Keller TX	487684U91	8/15/20	140,000	140,209	140,196
	02/01/2013	Lone Oak TX ISD	542218GA4	8/15/20	195,000	195,991	196,336
	12/31/2014	Sulphur Springs-Ref TX	865525QZ5	9/1/20	180,000	180,646	180,909
	12/31/2014	Arlington ISD Bldg	041826XP8	2/5/21	150,000	155,802	155,682
	12/31/2014	El Campo ISD	282783FP9	2/15/21	175,000	181,186	181,430
	02/06/2013	Jasper TX ISD	471844HQ6	2/15/21	105,000	111,617	111,673
	02/09/2013	Ferris TX	31569CT3	3/1/21	105,000	106,709	106,557
	12/31/2014	Beeville-CTFS	077131JH4	8/15/21	70,000	71,553	71,713
	12/31/2014	Celina-CTFS OBLG	151141MH8	9/1/21	70,000	72,353	72,474
	02/07/2013	Japser TX ISD	471844HR4	2/15/22	110,000	118,582	118,732
	02/07/2013	Ferris TX	315669CU0	3/1/22	110,000	111,654	111,494
	08/03/2015	Nursery ISD SC	67058DBK6	8/15/23	160,000	167,706	168,269
	12/31/2014	Washington Jr. Clg	938688TG3	10/1/23	100,000	104,715	104,721
	12/31/2014	Watauga-CTFS	941097PA9	2/1/24	100,000	102,972	103,308
	12/31/2014	Belton ISD	081077WG0	2/15/24	100,000	101,334	101,208
		NeTX Cmnty Glg	6643788EE5	4/1/24	175,000	184,509	184,632
	12/31/2014	Beeville-CTFS	077131JM3	8/15/25	155,000	163,641	164,412
	12/31/2014	Watauga-CTFS	941097PE1	2/1/28	105,000	107,901	108,215
	05/31/2017	Wylie-Ref Tx	983064TW6	2/15/29	625,000	644,319	644,950
	07/01/2016	Bowie ISD	102529HM9	8/15/30	405,000	412,165	413,473
		FHLMC	3132LKA34	10/1/30	2,884,287	2,905,902	2,873,370
		Conroe-A-CTFS Oblig TX 37	208399G82	3/1/37	420,000	439,454	440,567
					<b>\$7,869,287</b>	<b>\$8,037,925</b>	<b>\$8,011,032</b>

(0) 0 0

**Total BankTexas Account Balances as of report date:** 5,637,522 6,006,044

142.58% 133.38%

NOTE: FDIC insurance coverage is in addition to listed securities.

\*Additional Pledges were pledged on 01/02/2018.